

01/22/2013

Regular Meeting

PUBLIC COMMENT

**Re: Richard Luman
matter**

PO Box 217 532 E. Mono Lake Drive Lee Vining CA 93541
Tel. (760) 647-6473 fax (760) 647-6402 hydroesq@schat.net

January 22, 2013

Mono County Board of Supervisors
Mono County
California
Hand delivered

Re: Richard Luman

Dear Mono County Board of Supervisors:

I have asked my client, Dick Luman, to read this letter to you today during the public comment period. I have also asked that he give a copy of the letter to each of you and to your lawyer.

I am the attorney for Dick Luman on matters related to the termination of his employment last year. His termination followed an assault by supervisory employee Brett McCurry. As a result of the assault, Dick suffered a fractured rib and had a hernia operation. As you know, Brett McCurry was returned to his position as a supervisor in the Road Department. My client, Dick, was terminated.

An appeal of the decision of the Personnel Appeals Board is pending before the Mono County Superior Court. (Petition for Writ of Administrative Mandate, CV120119.) Dick has also filed a complaint with the Equal Employment Opportunity Commission (EEOC).

I am informed that the EEOC has offered to conduct a mediation to see if it can assist in resolving the issues between Dick and Mono County. This may be the subject of closed session discussion on your agenda today.

This letter is to inform you that we (Dick and I) believe that a mediation with the EEOC could be productive, and could lead to a mutually beneficial resolution – provided that one or more members of the Board of Supervisors participates in the mediation.

As you know, at mediation the mediator does not issue a decision. The role of the mediator is to help parties arrive at a mutually acceptable resolution. In order for Dick to incur the cost of participating in a mediation, which includes my time, he must know that Mono County is sitting down at the table with the intent of reaching a resolution of issues.

It is Dick's desire that the supervisor for his district, Tim Fesko, be present during the mediation along with the attorney for Mono County. We would welcome the presence of additional members of the Board, subject to whatever Brown Act constraints you operate under.

Please note that the EEOC has informed us that they cannot travel to conduct the mediation. The mediation would be conducted in Los Angeles by an EEOC staff member. Dick is willing to incur the significant cost of his and my travel to Los Angeles for this mediation if Mono County is willing to send one or more members of the Board of Supervisors with the County attorney.

An alternative you might pursue is to determine if the EEOC staff person would be permitted to travel to Mono County if Mono County paid for the mediator's travel expenses. I have no idea if this is permitted by the EEOC.

I would further like to propose that prior to incurring the cost of mediation, you and your lawyers sit down with Dick and me and have a face-to-face confidential settlement discussion. This has not yet occurred.

In my opinion, it makes no sense for Mono County to head into litigation without at least making the effort to sit down and see if this situation can be resolved.

I am not speaking of a meeting between the lawyers alone. If this matter is to be settled, it is going to have to involve the good will and desire of the Mono County Board of Supervisors. It is up to you, the Board of Supervisors, to decide if you want this case to proceed to litigation, or if you want to pursue a resolution.

You hold the key to resolving this situation.

So – in closing – I ask you to consider the following:

1. Consider setting a confidential settlement meeting with me and your lawyers, and see if we can reach a settlement among ourselves;

2. At the same time, communicate to the EEOC that you are interested in having them conduct a mediation to see if this situation can be resolved. But note, we will not participate in mediation if one or more members of the Board of Supervisors do not participate. We ask that one member, preferably Dick's own district supervisor, be physically present at the mediation. We do not object to other Board members participating via remote access if that is logistically possible.

3. Lastly, I ask you to consider Dick's request, which he will be directing to you this morning, to reduce the fee the County is demanding in order for Dick to obtain a certified copy of the record of his Personnel Board appeal hearing, which is required by Superior Court.

The total cost of the supplies and copies expended by the County, according to the bill given to Dick, is \$272. He is being charged an additional \$2,223 for the labor for a clerk to make copies. The record consists of a stack of paper and copies of CDs.

Dick pre-paid the County \$1,081.14 in July to have the copies made. This was the amount of the County's estimate, and even that seemed quite high.

The law permits Mono County to charge Dick for the actual costs of preparing copies of the record for him. But it does not require the County to charge. Putting aside the question of whether the charge is excessive – we simply ask you to accept the \$1,081.14 already paid by Dick as full payment. This was the estimate he was given when he requested the record.

Thank you for your time and attention. I look forward to working with you to reach a resolution of issues without litigation.

Sincerely,



Kathleen Maloney Bellomo

Cc: Marshall Rudolph or representative of County Counsel present at Board meeting

January 22, 2013

To: Board of Supervisors

I am here today to ask you to accept as paid in full what I have already paid Mono County.

On July 23, 2012, I requested a complete copy of the record of the Appeals proceeding in my case. On August 15, 2012 Ms. Roberts replied by providing me with a list consisting of any pleadings, all notices and orders, any proposed decision, the final decision, any exhibits admitted or rejected, the written evidence, and any other papers in the case pursuant to Section 1094.6 of the Code of Procedure.

The fees for which I would be charged were broken down with an estimate of \$590.62 + \$245.26 X 2 for two additional copies. I paid a total of \$1081.14 for this to be done. On January 11, 2013, I received an invoice for the cost to produce the copy of my Appeals hearing in the amount of \$2496.00 with a balance due of \$1414.86.

In the Civil Code, it states that the local agency (Mono County) may recover from the petitioner its actual costs. My question to this Board is: Does this invoice reflect actual costs of preparing copies of the record, or the actual costs of the clerk for doing the work it would seem she should do as part of her job as clerk. In other words, should not there have already been a set of everything done and therefore, only need to be copied?

I have been charged \$604.38 to burn CD's; \$388.53 to make (3) copies of paperwork; \$474.87 to gather/organize documents, make initial copy, and determine page numbers; \$215.85 to assemble binders. These are all labor costs.

I have come here today to pay this ridiculous amount of money for the copies of the record that I am in need of, if I must, but I am protesting the amount. I am asking you Supervisors to step in and waive the additional fees altogether.

To follow up, as my attorney has requested with regard to resolving the situation between the County and myself, all I am asking is for what is fair. I think we can settle this and I am willing to try.

Sincerely,

A handwritten signature in black ink, appearing to read "Dick Luman", with a long horizontal flourish extending to the right.

Dick Luman

dick luman

From: "Lynda Roberts" <lroberts@mono.ca.gov>
To: "dick luman" <oldfart@schat.net>
Sent: Wednesday, August 15, 2012 2:36 PM
Subject: RE: Records of appeal
 Mr. Luman,

I am providing you with the following information per you request below.
 Since you have requested CD copies of the hearings rather than a written transcript, I would prepare and certify a partial record and certify separately that the CDs are a true and correct copy of the recorded proceedings. The partial record would consist of any pleadings, all notices and orders, any proposed decision, the final decision, any exhibits admitted or rejected, the written evidence, and any other papers in the case, pursuant to section 1094.6 of the Code of Civil Procedure. The estimated fee to prepare and certify the partial record and to prepare and certify copies of the recorded hearing are listed below.

CDs (11 hearings, 3 exhibits), 14 x .90 = \$12.60
 Paper record as described above, 622 pages x .09 = \$55.98
 Copy of office layout exhibit = \$4.00
 Clerk time to prepare and certify (estimate) = \$518.04
 Total Estimated Cost = \$590.62

Pursuant to subdivision (c) of section 1094.6, the actual costs for preparing the record are to be paid by the petitioner. The estimated fee is payable in advance. If the actual cost to produce the record is lower, then I would refund the difference; if the actual cost is higher, then I would bill you for the difference. If you would like to request additional copies of the record (e.g., for the Court and the County as would be necessary to proceed with litigation), please advise. The estimated cost of each additional copy would be \$245.26.

Upon receipt of the estimated payment of \$590.62 from you (plus any additional amounts if multiple copies are requested), I will begin preparing the materials. The check can be made out to Mono County and sent to the Clerk of the Board at P.O. Box 715, Bridgeport, CA 93517.

Sincerely,
 Lynda Roberts
 Mono County
 Clerk-Recorder-Registrar & Clerk of the Board of Supervisors
 PO Box 715
 Bridgeport, CA 93517
 phone: 760-932-5538
 fax: 760-932-5531

From: dick luman [<mailto:oldfart@schat.net>]
Sent: Monday, July 23, 2012 9:56 AM
To: Lynda Roberts
Subject: Records of appeal

Ms. Roberts,

I am filing an Appeal of the PAB decision in reference to code sections 1094.5 and 1094.6 specified in the County Personnel Rules at Rule 550P.

Per our phone conversation on July 20, 2012, I am requesting a complete copy of the record of the Appeals proceedings for the dates of April 4, 5, 6, 9, 11, 19, May 16, June 11, 13, 18, and 25, 2012 to include: audio of proceedings, all pleadings, all notices and orders, any proposed decision by the hearing

officer, final decision, all admitted exhibits, all rejected exhibits, all written evidence, and any other papers in the case.

I do not wish to have a transcript of the proceedings prepared because I cannot pay for it. I only want audio and documents that already exist.

If the cost of preparing this record will exceed \$100 please advise me in advance to obtain my approval prior to incurring the expense.

Sincerely,

Richard Luman
oldfart@schat.net
530-495-2701 home
775-450-1533 cell



CLERK-RECORDER-REGISTRAR COUNTY OF MONO

P.O. BOX 237, BRIDGEPORT, CALIFORNIA 93517
(760) 932-5538 • FAX (760) 932-5531

Lynda Roberts
Clerk-Recorder
lroberts@mono.ca.gov

Linda Romero
Assistant Clerk-Recorder
lromero@mono.ca.gov

INVOICE

Cost to produce administrative record of the Luman Appeal Hearing, 3 copies. A detailed description of the costs is attached.


Supplies: \$90.39
Copies: \$182.37
Labor: \$2,223.24

Total: \$2,496.00

Prepaid: -\$1,081.14

Balance
Due: \$1,414.86

Administrative record will be delivered upon full payment of the balance due. Please make check payable to Mono County Clerk and mail to address listed above.



Lynda Roberts
Clerk-Recorder-Registrar

**Cost to Produce Record of Luman Appeal Hearing
3 Copies**

Labor / Hours \$86.34/hour	Total	Notes
9/21/2012, 5.5	\$474.87	gather/organize documents; make initial copy; determine page numbers
9/29/2012, .5	\$43.17	work on paper record
10/2/2012, 2.25	\$194.27	work on index
10/3/2012, .5	\$43.17	work on index
10/4/2012, 1	\$86.34	work on index
10/22/2012, 1.5	\$129.51	burn CDs; work on audio certification
10/23/2012, .75	\$64.75	burn CDs
10/26/2012, .75	\$64.75	burn CDs
10/30/2012, 1	\$86.34	burn CDs
11/29/2012, 1	\$86.34	meeting with assistant county counsel to review record and index
11/30/2012, 3	\$259.02	burn CDs; revise index and audio certification
12/12/2012, .25	\$21.58	assemble CD binder sheets
1/3/2013, .25	\$21.58	meet with assistant county counsel to review corrections to index
1/4/2013, 4.5	\$388.53	number pages of paper record and make three copies of paper record
1/10/2013, 2.5	\$215.85	assemble binders
1/11/2013, .5	\$43.17	prepare certifications
SUB TOTAL	\$2,223.24	
GRAND TOTAL		\$2,496.00

01/22/2013

Regular Meeting

PUBLIC COMMENT

**Re: Conway Ranch
Foundation, Inc.**

Conway Ranch Foundation Inc.
A Nonprofit Public Benefit 501(c)3 Corporation
PO Box 100 PMB 127
Mammoth Lakes CA 93546
(760) 709-6446 Fax (760) 935-4855
www.conwayranchfoundation.org

COPY

January 9, 2013

Members of the Mono County Board of Supervisors
PO Box 715
Bridgeport CA 93517

Re: *Conway Ranch Foundation Invoice Number 32 Dated November 20, 2012*

Dear Members of the Board:

We are writing to respectfully request you to pay the above referenced invoice. This invoice, currently 50 days past due, came about due to many promises made by Dan Lyster (Staff) at multiple public meetings.

This invoice covers expenses and lost revenue incurred by the Conway Ranch Foundation due to County staffs instructions regarding the Conway Ranch Bell Pipeline Project.

During the May 7, 2012 Mono County Fisheries Commission meeting Staff stated; the water would be turned off for two nonconsecutive days, that he would work with us to coordinate with the contractor to insure the water would continue to flow, and he would be out there.

During the August 13, 2012 Mono County Fisheries Commission meeting Staff stated, construction would start October 1st.

During the September 10, 2012 Mono County Fisheries Commission meeting Staff stated; we (County) will be using our 3" pump and the pipe that we (CRF) has piece together. At this meeting, I asked Dan outright, "Who is going to pay for all of this?" Dan replied, "I guess the County".

Due to Staff's instruction, the Conway Ranch Foundation had to cease activities on September 20th to move fish from the Catch & Keep Pond, install piping and shut down activities.

On October 2nd, we spoke to Tony at A & K Earthmovers, the contractor. Tony stated, per Dan's written instruction, construction was not scheduled to start until after October 15th. Tony stated, since they have been strung along for 18 months, they would be completing existing jobs before starting the Conway job then due to start after the first week of November, one full month after the date Staff told us the job would start.

Having discovered we were misled by Staff after we shut down activities and had been turning guest away we had no alternative but to remain closed for the season. It would have taken another week and a half to reopen at which point we would have been able to remain open for one week before we would have had to shut down again. Not fiscally responsible and not healthy for the fish to be shuffled to and fro.

Our invoice covers average lost revenue for the month of October (not guest days lost in September), fuel to keep pumps running, labor and other costs related to things we were told by Staff that the County would be responsible for.

On December 13, 2012 we contacted Jim Arkens regarding payment. Mr. Arkens stated, "This has been turned over to our Counsel". Upon contacting Marshall Rudolph we received this response, "Payment of that invoice has not been turned over to counsel. County Administration will consider the invoice and determine whether and to what extent it believes payment is appropriate." Mr. Arkens then replied, "I'm not going to debate the merits of your claim via email. I will consult with Dan and Finance and make the necessary arrangements."

On December 19, 2012 we received the following response from Mr. Arkens. "I have reviewed the above-referenced invoice from Conway Ranch Foundation (CRF) and have determined, based on a verbal commitment from Dan to CRF, that the cost of fuel to run the 3-inch pump loaned to CRF from Mono County, and the cost of pick-up and return of said pump should be paid. The total amount of these costs is \$ 854.19. Regarding the remaining items in the invoice, I am unaware of any obligation to pay those costs."

To date, we have received no payment on this invoice. We respectfully request, you review the facts and make your own determination. We would greatly appreciate your prompt full payment.

Should you have any questions or need further information, please feel free to call on us at any time

Sincerely:

John Frederickson,
Board Member

Enclosures

JF:ra

Conway Ranch Foundation
 PO Box 100 PMB 127
 Mammoth Lakes, CA 93546



Statement

Date
1/22/2013

To:
Mono County Economic Development PO Box 2415 Mammoth Lakes CA 93546

		Amount Due	Amount Enc.		
		\$11,321.29			
Date	Transaction	Amount	Balance		
12/31/2011	Balance forward		0.00		
11/17/2012	INV #31. Due 11/17/2012.	2,251.30	2,251.30		
11/20/2012	INV #32. Due 11/20/2012.	11,132.19	13,383.49		
12/13/2012	PMT #118686. Inv#31 paid in full	-2,251.30	11,132.19		
12/20/2012	INV #FC 1. Due 12/20/2012. Finance Charge	94.55	11,226.74		
01/20/2013	INV #FC 4. Due 01/20/2013. Finance Charge	94.55	11,321.29		
CURRENT	1-30 DAYS PAST DUE	31-60 DAYS PAST DUE	61-90 DAYS PAST DUE	OVER 90 DAYS PAST DUE	Amount Due
0.00	94.55	94.55	11,132.19	0.00	\$11,321.29
Phone #	760-709-6446	Fax #	760-935-4855		
Web Site	www.conwayranchfoundation.org				



Conway Ranch Foundation

PO Box 100 PMB 127
Mammoth Lakes, CA 93546

Invoice

Date	Invoice #
11/20/2012	32

Bill To
Mono County Economic Development PO Box 2415 Mammoth Lakes CA 93546

Ship To

P.O. Number	Terms	Rep	Ship	Via	F.O.B.	Project
Pipeline	Due on receipt	RA	11/17/2012			

Quantity	Item Code	Description	Price Each	Amount
1	Misc	Fuel Will Call - #109476 10/2/12 (test run and set up for original start date)	63.80	63.80
1	Misc	Fuel Will Call - #109490 11/3/12	22.00	22.00
1	Misc	Fuel Will Call - #109550 11/9/12	113.00	113.00
1	Misc	Fuel Will Call - #109591 11/13/12	63.00	63.00
1	Misc	Fuel Will Call - #109604 11/14/12	41.50	41.50
1	Misc	Fuel Delivery - #29262 11/6/12	266.22	266.22
1	Misc	Fuel Delivery - #29285 11/14/12	218.51	218.51
1	Misc	Fuel - JF 11/6/12 - 18 gal @ \$5.00	90.00	90.00
59.6	Misc	Mileage to pickup 3" County pump @ Bridgeport yard - 29.8 miles one way	0.555	33.08
59.6	Misc	Mileage to return 3" County pump @ Bridgeport yard - 29.8 miles one way	0.555	33.08
1	Misc	Fuel Pump w/fittings #43861, 43572 and 453479	104.32	104.32
1	Misc	Labor (Jimmy Lim @ 3 weeks)	2,307.69	2,307.69
1	Misc	Labor (Chris/Jeff @ 3 weeks - 40 hrs/wk between both)	1,440.00	1,440.00
50	Misc	Float Tube Pond - Trophy Alpers Brown Trout Loss - 50 pounds (8-10 pound average)	8.25	412.50
36	Misc	Float Tube Pond - Trophy Alpers Brown Trout Loss - 36 pounds (4-5 pound average)	8.25	297.00
30	Misc	Float Tube Pond - Trophy Alpers Brown Trout Loss - 30 pounds (2-3 pound average)	7.30	219.00
1	Misc	Lost revenue due to County staff misrepresenting construction start date - told Oct 1st actual Nov 1st - Catch & Keep Pond (average see attached)	363.75	363.75
1	Misc	Lost revenue due to County staff misrepresenting construction start date - told Oct 1st actual Nov 1st - Challenge Pond (average see attached)	728.13	728.13
1	Misc	Lost revenue due to County staff misrepresenting construction start date - told Oct 1st actual Nov 1st - Float Tube Pond (average see attached)	2,833.34	2,833.34

We appreciate your prompt payment.

Phone #	Fax #
760-709-6446	760-935-4855

Total



Conway Ranch Foundation

PO Box 100 PMB 127
Mammoth Lakes, CA 93546

Invoice

Date	Invoice #
11/20/2012	32

Bill To
Mono County Economic Development PO Box 2415 Mammoth Lakes CA 93546

Ship To

P.O. Number	Terms	Rep	Ship	Via	F.O.B.	Project
Pipeline	Due on receipt	RA	11/17/2012			

Quantity	Item Code	Description	Price Each	Amount
1	Misc	Lost revenue due to County staff misrepresenting construction start date - told Oct 1st actual Nov 1st - Glory Pond (average see attached)	350.00	350.00
1	Misc	Lost revenue due to County staff misrepresenting construction start date - told Oct 1st actual Nov 1st - Store Sales (average see attached)	182.27	182.27
3	Misc	Rental - 4" Trash Pump - at Hertz weekly rate - 3 weeks	285.00	855.00
1	Misc	Sierra Septic - extra pump service - construction crew used CRF facilities after final season pumping	95.00	95.00

We appreciate your prompt payment.

Phone #	Fax #
760-709-6446	760-935-4855

Total

\$11,132.19

**Conway Ranch Foundation
End of Season Tally**

	2012	2011	2010	2009	Notes
Season Days	142	186	185	160	2009 started late due to BOS approval of CRF activities
Visitor Days	87	123	129	113	2012 closed 45 days early due to pipeline
Fishing Guests	285	377	288	224	Customers counted once/returning guests & tours not included
Float Tube Pond	\$6,750.00	\$8,350.00	\$8,525.00	\$6,800.00	2010 FIP rate increased from \$50 to \$75 per session
Catch & Keep Pond	\$2,227.75	\$4,921.25	\$1,787.50	\$814.73	2010 C&K rate increased from \$5.50 to \$7.50 per pound
Challenge Pond	\$1,550.00	\$5,981.25	\$1,312.50	\$0.00	2010 Challenge Pond added to activities
Glory Pond	\$2,500.00	\$1,525.00	\$2,475.00	\$0.00	2010 Glory Pond added to activities/2011 Glory closed in August
Total funds received	\$13,027.75	\$20,777.50	\$14,100.00	\$7,614.73	

Conway Ranch Foundation
 PO Box 100 PMB 127
 Mammoth Lakes, CA 93546



Finance Charge

Date	Invoice #
12/20/2012	FC 1

Bill To
Mono County Economic Development PO Box 2415 Mammoth Lakes CA 93546

Terms
Due on receipt

Description	Amount
Finance Charges on Overdue Balance Invoice #32 for 11,132.19 on 11/20/2012	94.55

We appreciate your prompt payment.	Total	\$94.55
	Payments/Credits	\$0.00
	Balance Due	\$94.55

Phone #	Fax #
760-709-6446	760-935-4855

Conway Ranch Foundation
 PO Box 100 PMB 127
 Mammoth Lakes, CA 93546



Finance Charge

Date	Invoice #
1/20/2013	FC 4

Bill To
Mono County Economic Development PO Box 2415 Mammoth Lakes CA 93546

Terms

Description	Amount						
Finance Charges on Overdue Balance Invoice #32 for 11,132.19 on 11/20/2012	94.55						
<table border="1" style="width: 100%; border-collapse: collapse;"> <tr> <td style="width: 60%;">Total</td> <td style="text-align: right;">\$94.55</td> </tr> <tr> <td>Payments/Credits</td> <td style="text-align: right;">\$0.00</td> </tr> <tr> <td>Balance Due</td> <td style="text-align: right;">\$94.55</td> </tr> </table>		Total	\$94.55	Payments/Credits	\$0.00	Balance Due	\$94.55
Total	\$94.55						
Payments/Credits	\$0.00						
Balance Due	\$94.55						

Phone #	Fax #
760-709-6446	760-935-4855

01/22/2013

Regular Meeting

Item #9a

Finance

**Quarterly Investment
Report**



**DEPARTMENT OF FINANCE
COUNTY OF MONO
TREASURER/TAX COLLECTOR**

P.O. BOX 495 BRIDGEPORT, CALIFORNIA 93517
(760) 932-5480 • FAX (760) 932-5481

Director of Finance

Rosemary Glazier
Assistant Director of Finance Treasurer/Tax Collector

Date: January 22, 2013

To: Honorable Board of Supervisors
County Administrative Officer
Treasury Pool Participants

From: Rosemary Glazier, Assistant Director of Finance

Subject: Quarterly Investment Report

As required by Government Code Section 53646, attached is the Treasury Pool investment report for the quarter ending December 31, 2012. The report is presented at fair market value in accordance with Government Accounting Standards Board (GASB) Statement No. 31, Accounting and Financial Reporting for Certain Investments and for External Pools. On the last day of the quarter on a cost basis the portfolio totaled \$69,648,497.18, and the market value was \$69,814,208.01 or 100.2379% of cost. Market value does not include accrued interest. Accrued and unpaid interest on the last day of the quarter was \$197,309.70

At the time of purchase, all investments were in compliance with State law and the Mono County Investment Policy as approved by the Board of Supervisors in a public meeting. To the best of my knowledge the investments of the Treasury Pool are structured in a manner so sufficient cash will be available to meet the normal projected requirements of the County of Mono and the Investment Pool participants during the next six months.

Investment Pool earnings are as shown below:

Quarter Ending	9/30/2012	12/31/2012	3/31/2013	6/30/2013
Average Daily Balance	\$61,440,916	\$65,865,560		
Earned Interest (including accruals)	\$141,842	\$135,469		
Earned Interest Rate	0.9159	0.816		
Number of Days in Quarter	92	92	90	91
Interest Received	\$139,652	\$237,753		
Administration Costs	\$11,126	\$11,116		
Net Interest for Apportionment	\$128,436	\$226,637		

Mono County
Quarterly Investment Report
 Report Format: By Transaction
 Group By: Security Sector
Portfolio / Report Group: All Portfolios
As of 12/31/2012

Description	CUSIP/Ticker	Settlement Date	Book Value	Face Amount/Shares	Market Value	Coupon Rate	YTM @ Cost	Maturity Date	Days To Maturity	Days To Call/Maturity	Credit Rating	Accrued Interest	% of Portfolio
Cash													
Oak Valley Bank Cash	OAKVALLEY0670	2/28/2009	6,659,809.80	6,659,809.80	6,659,809.80	0.426	0.426	N/A	1	1	None		9.56
Sub Total / Average			6,659,809.80	6,659,809.80	6,659,809.80	0.426	0.426		1	1	1	0.00	9.56
Certificate Of Deposit													
Sallie Mae Bank Murray UT 0.85 9/19/2014	795450PF6	9/19/2012	250,000.00	250,000.00	250,310.00	0.850	0.850	9/19/2014	627	627	None	599.66	0.36
Sovereign Bank 0.75 10/14/2014	84603M2Z8	10/11/2012	250,000.00	250,000.00	250,202.50	0.750	0.750	10/14/2014	652	652	None	416.10	0.36
Goldman Sachs Bank 0.95 4/10/2015	38143AL37	10/10/2012	250,000.00	250,000.00	249,600.00	0.950	0.950	4/10/2015	830	830	None	533.56	0.36
GE Cap Bank 0.9 4/13/2015	36160XW29	10/12/2012	250,000.00	250,000.00	249,137.50	0.900	0.900	4/13/2015	833	833	None	493.15	0.36
Amer Ex Centn Bank 1 7/13/2015	02587DLG1	10/11/2012	250,000.00	250,000.00	249,590.00	1.000	1.000	7/13/2015	924	924	None	554.79	0.36
Ally Bank of Utah 1.1 9/21/2015	02005QS46	9/19/2012	250,000.00	250,000.00	250,105.00	1.100	1.100	9/21/2015	994	994	None	776.03	0.36
Sallie Mae Bank 1.05 10/26/2015	795450QA6	11/14/2012	250,000.00	250,000.00	249,630.00	1.050	1.050	10/26/2015	1029	1029	None	489.04	0.36
First Bank Puerto Rico 0.9 11/23/2015	33764JPM1	11/21/2012	250,000.00	250,000.00	249,510.00	0.900	0.900	11/23/2015	1057	1057	None	61.64	0.36
Discover Bank 1.25 9/19/2016	254671GK0	9/19/2012	250,000.00	250,000.00	250,690.00	1.250	1.250	9/19/2016	1358	1358	None	881.85	0.36
Sub Total / Average			2,250,000.00	2,250,000.00	2,248,775.00	0.972	0.972		923	923		4,805.82	3.23

Description	CUSTP/Ticker	Settlement Date	Book Value	Face Amount/Shares	Market Value	Coupon Rate	YTM @ Cost	Maturity Date	Days To Maturity	Days To Call/Maturity	Credit Rating	Accrued Interest	% of Portfolio
Corporate													
National Australia Bank 2.5 1/8/2013	6325COAZ4	8/2/2010	500,087.46	500,000.00	500,125.00	2.500	1.680	1/8/2013	8	8	Moody's- Aa	6,006.94	0.72
MetLife Global 5.125 4/10/2013	592179JG1	7/30/2010	504,363.96	500,000.00	506,260.00	5.125	1.839	4/10/2013	100	100	Moody's- Aa	5,765.62	0.72
Wachovia Corp Global 5.5 5/1/2013	92976WBJ4	8/30/2010	506,360.88	500,000.00	508,315.00	5.500	1.563	5/1/2013	121	121	Moody's- Aa	4,583.33	0.73
General Electric 4.8 5/1/2013	36962G3T9	12/7/2010	505,023.02	500,000.00	507,280.00	4.800	1.694	5/1/2013	121	121	Moody's- Aa	4,000.00	0.73
Jackson National Life 5.375 5/8/2013	46849LSB8	8/4/2010	505,905.40	500,000.00	508,610.00	5.375	1.900	5/8/2013	128	128	Moody's- Aa	3,956.60	0.73
Credit Suisse NY 5 5/15/2013	2254C0TC1	8/30/2010	505,910.52	500,000.00	508,230.00	5.000	1.713	5/15/2013	135	135	Moody's- Aa	3,194.44	0.73
Berkshire Hathaway 4.6 5/15/2013	084664BD2	5/7/2010	504,841.17	500,000.00	507,750.00	4.600	1.892	5/15/2013	135	135	Moody's- Aa	2,938.89	0.72
ANZ National Bank 6.2 7/19/2013	00182EAJ8	7/22/2010	510,396.16	500,000.00	512,980.00	6.200	2.251	7/19/2013	200	200	Moody's- Aa	13,950.00	0.73
HSBC Bank 1.625 8/12/2013	44328MAD6	9/2/2010	500,406.33	500,000.00	503,500.00	1.625	1.489	8/12/2013	224	224	Moody's- Aa	3,137.15	0.72
Canadian Imperial Bank 1.45 9/13/2013	136069DP3	9/27/2011	501,381.76	500,000.00	503,805.00	1.450	1.050	9/13/2013	256	256	Moody's- AA2	2,175.00	0.72
New York Life 1.85 12/13/2013	64952WAX1	8/30/2010	502,561.33	500,000.00	505,555.00	1.850	1.297	12/13/2013	347	347	Moody's- Aaa	462.50	0.72
Bank of Nova Scotia Halifax 2.375 12/17/2013	064149B97	4/28/2011	504,604.14	500,000.00	509,500.00	2.375	1.394	12/17/2013	351	351	Moody's- AA1	461.81	0.72
General Electric 2.1 1/7/2014	36962G4X9	9/27/2011	504,246.96	500,000.00	508,205.00	2.100	1.250	1/7/2014	372	372	Moody's- AA2	5,075.00	0.72
Royal Bank of Canada 1.125	78008KNA7	5/3/2011	499,188.46	500,000.00	503,380.00	1.125	1.284	1/15/2014	380	380	Moody's- AA1	2,593.75	0.72

Description	CUSIP/Ticker	Settlement Date	Book Value	Face Amount/Shares	Market Value	Coupon Rate	YTM @ Cost	Maturity Date	Days To Maturity	Days To Call/Maturity	Credit Rating	Accrued Interest	% of Portfolio
1/15/2014													
JP Morgan Chase 2.05 1/24/2014	46623EJE0	5/15/2012	506,318.01	500,000.00	507,825.00	2.050	0.850	1/24/2014	389	389	Moody's-AA3	4,470.14	0.73
Cornell University 4.35 2/1/2014	219207AA5	2/16/2011	308,552.94	300,000.00	311,427.00	4.350	1.650	2/1/2014	397	397	S&P-A2	5,437.50	0.44
Roche Hldgs Inc 5 3/1/2014	771196AQ5	4/28/2011	519,274.45	500,000.00	525,230.00	5.000	1.597	3/1/2014	425	425	Moody's-A2	8,333.33	0.75
Commonwealth Bank of Australia 2.125 3/17/2014	2027A0FQ7	4/28/2011	501,330.53	500,000.00	508,300.00	2.125	1.897	3/17/2014	441	441	Moody's-AA1	3,069.44	0.72
MassMutual Global 2.875 4/21/2014	57629WBK5	5/25/2011	508,421.88	500,000.00	514,305.00	2.875	1.547	4/21/2014	476	476	Moody's-Aa	2,795.14	0.73
General Electric Cap Corp. 5.9 5/13/2014	36962G4C5	6/6/2011	528,718.62	500,000.00	535,855.00	5.900	1.574	5/13/2014	498	498	Moody's-AA2	3,933.33	0.76
CME Group Inc 5.75 5/15/2014	12572QAD7	8/30/2010	525,524.37	500,000.00	528,025.00	5.750	1.874	5/15/2014	500	500	Moody's-Aaa	10,861.11	0.75
Toronto-Dominion Bank 1.375 7/14/2014	89114QAA6	11/10/2011	503,493.55	500,000.00	506,580.00	1.375	0.913	7/14/2014	560	560	Moody's-Aaa	3,189.24	0.72
Wells Fargo CO 3.75 10/1/2014	949748ET3	10/12/2011	517,668.20	500,000.00	527,190.00	3.750	1.670	10/1/2014	639	639	Moody's-A2	4,687.50	0.74
Microsoft Corp 1.625 9/25/2015	594918AG9	5/1/2012	513,837.00	500,000.00	514,520.00	1.625	0.600	9/25/2015	998	998	Moody's-Aaa	2,166.67	0.74
MetLife Global 2.5 9/29/2015	59217GAC3	7/23/2012	613,954.39	595,000.00	620,680.20	2.500	1.310	9/29/2015	1002	1002	Moody's-AA3	3,801.39	0.88
General Electric Cap Corp 2.25 11/9/2015	36962G4T8	10/10/2012	518,764.73	500,000.00	516,355.00	2.250	0.914	11/9/2015	1043	1043	S&P-AA+	1,625.00	0.74
General Electric Cap Corp 2.25 11/9/2015	36962G4T8	7/23/2012	513,507.63	500,000.00	516,355.00	2.250	1.280	11/9/2015	1043	1043	S&P-AA+	1,625.00	0.74
General Electric Cap Corp 2.3 4/27/2017	36962G5W0	4/27/2012	503,054.89	500,000.00	518,440.00	2.300	2.150	4/27/2017	1578	1578	S&P-AA	2,044.44	0.72

Description	CUSIP/Ticker	Settlement Date	Book Value	Face Amount/Shares	Market Value	Coupon Rate	YTM @ Cost	Maturity Date	Days To Maturity	Days To Call/Maturity	Credit Rating	Accrued Interest	% of Portfolio
US Bancorp 1.65 5/15/2017	911159HHD5	5/11/2012	502,062.59	500,000.00	509,450.00	1.650	1.551	5/15/2017	1596	1596	S&P-A	1,054.17	0.72
Sub Total / Average			14,639,761.33	14,395,000.00	14,754,032.20	3.280	1.503		505	505		117,394.43	21.02
Local Government Investment Pool													
Local Agency Investment Fund LGIP	LAI6000	2/28/2009	20,855,587.21	20,855,587.21	20,855,587.21	0.326	0.326	N/A	1	1	None		29.94
Sub Total / Average			20,855,587.21	20,855,587.21	20,855,587.21	0.326	0.326		1	1		0.00	29.94
Municipal													
Fullerton Redev 3.5 9/1/2013	359817BQ5	11/4/2010	575,000.00	575,000.00	578,455.75	3.500	2.502	9/1/2013	244	244	Moodys-A	6,708.33	0.83
ORANGE CO CA PENS 0.8 9/1/2013	68428LVB5	10/10/2012	1,253,304.22	1,260,000.00	1,246,114.80	0.800	1.606	9/1/2013	244	244	Moodys-AA1	3,360.00	1.80
Pacifica Pension GO 4.053 6/1/2014	69511AAD6	9/17/2012	369,676.90	355,000.00	363,221.80	4.053	1.100	6/1/2014	517	517	Moodys-AA3	1,199.01	0.53
Fullerton Redev 4 9/1/2014	359817BR3	11/4/2010	1,436,001.56	1,425,000.00	1,440,689.25	4.000	3.502	9/1/2014	609	609	Moodys-A	19,000.00	2.06
Long Beach Ca Obligation 5.09 9/1/2014	54242VEK8	2/2/2011	518,463.37	500,000.00	528,010.00	5.090	2.750	9/1/2014	609	609	Moodys-Aaa	8,483.33	0.74
Gilroy Unif School 3.96 4/1/2015	376087CZ3	6/30/2011	494,813.76	485,000.00	508,997.80	3.960	3.002	4/1/2015	821	821	Moodys-AA3	4,801.50	0.71
Fresno Pension OB 4.408 8/15/2015	358266BU7	5/11/2012	534,362.81	500,000.00	519,990.00	4.408	1.700	8/15/2015	957	957	Fitch-A	8,326.22	0.77
Oceanside Ca Unified School Dist 4.5 5/1/2016	675383KK8	6/3/2011	462,188.80	445,000.00	490,728.20	4.500	3.237	5/1/2016	1217	1217	Moodys-AA3	3,337.50	0.66
Oceanside Ca Unified School Dist 4.5 5/1/2016	675383KK8	7/23/2012	1,098,165.04	995,000.00	1,097,246.20	4.500	1.300	5/1/2016	1217	1217	Moodys-AA3	7,462.50	1.58
UNION SCH													

Description	CUSTP/Ticker	Settlement Date	Book Value	Face Amount/Shares	Market Value	Coupon Rate	YTM @ Cost	Maturity Date	Days To Maturity	Days To Call/Maturity	Credit Rating	Accrued Interest	% of Portfolio
DIST CA GO BD 1.573 9/1/2017	906573FA3	11/29/2012	506,154.49	500,000.00	502,530.00	1.573	1.300	9/1/2017	1705	1705	None	699.11	0.73
Sub Total / Average			7,248,130.95	7,040,000.00	7,275,983.80	3.453	2.247		760	760		63,377.50	10.41
US Agency													
FNMA 0.7 4/30/2015-12	3135G0KH5	4/30/2012	2,000,000.00	2,000,000.00	2,002,640.00	0.700	0.700	4/30/2015	850	30	Fitch-AAA	2,333.33	2.87
FNMA Step 6/12/2015-12	3136G0KR1	6/12/2012	2,000,000.00	2,000,000.00	2,001,860.00	0.500	0.996	6/12/2015	893	71	Moody's-Aaa	527.78	2.87
FNMA Step 11/21/2017-13	3136G04F5	11/21/2012	2,000,000.00	2,000,000.00	2,005,740.00	0.750	1.119	11/21/2017	1786	135	S&P-AA+	1,666.67	2.87
FNMA Step 11/15/2017-13	3136G03G4	11/15/2012	1,998,537.79	2,000,000.00	2,003,000.00	0.700	0.991	11/15/2017	1780	135	Moody's-Aaa	1,788.89	2.87
FNMA Step 11/8/2017-13	3136G0Y39	11/8/2012	2,000,000.00	2,000,000.00	2,006,440.00	0.625	1.019	11/8/2017	1773	312	Moody's-Aaa	1,840.28	2.87
FNMA Step 12/13/2017-13	3136G07A3	12/13/2012	1,998,970.25	2,000,000.00	1,996,640.00	0.700	1.059	12/13/2017	1808	347	Moody's-Aaa	700.00	2.87
FNMA Step 12/26/2017-13	3136G1AA7	12/28/2012	2,000,000.00	2,000,000.00	2,003,940.00	0.625	1.044	12/26/2017	1821	360	Moody's-Aaa	173.61	2.87
FNMA Step 12/27/2017-13	3136G14Y2	12/27/2012	2,000,000.00	2,000,000.00	1,998,940.00	0.750	1.080	12/27/2017	1822	361	Moody's-Aaa	166.67	2.87
FHLMC 0.625 11/1/2016	3134G3S50	10/19/2012	1,997,699.85	2,000,000.00	2,000,820.00	0.625	0.655	11/1/2016	1401	1401	Moody's-Aaa	2,534.72	2.87
Sub Total / Average			17,995,207.89	18,000,000.00	18,020,020.00	0.664	0.963		1548	350		11,731.95	25.84
Total / Average			69,648,497.18	69,200,397.01	69,814,208.01	1.390	0.968		615	306		197,309.70	100



Mono County

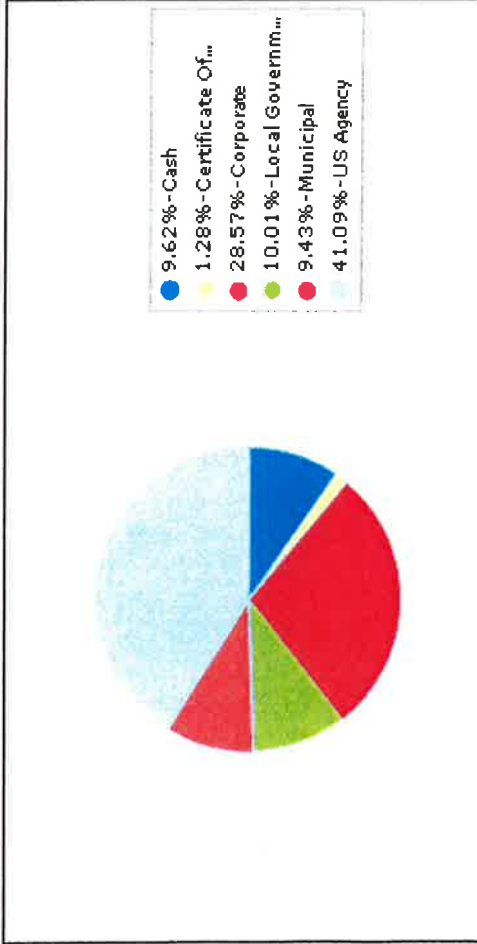
Distribution by Security Sector - Book Value

All Portfolios

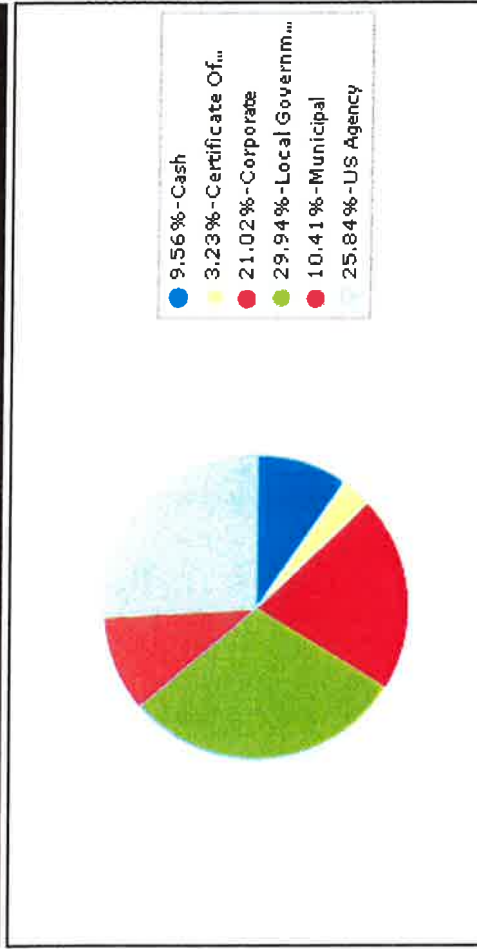
Begin Date: 9/30/2012, End Date: 12/31/2012

Security Sector Allocation			
Security Sector	Book Value 9/30/2012	% of Portfolio 9/30/2012	% of Portfolio 12/31/2012
Cash	5,615,940.91	9.62	9.56
Certificate Of Deposit	750,000.00	1.28	3.23
Corporate	16,683,889.06	28.57	21.02
Local Government Investment Pool	5,843,201.38	10.01	29.94
Municipal	5,509,236.55	9.43	10.41
US Agency	23,994,720.95	41.09	25.84
Total / Average	58,396,988.85	100.00	100.00

Portfolio Holdings as of 9/30/2012

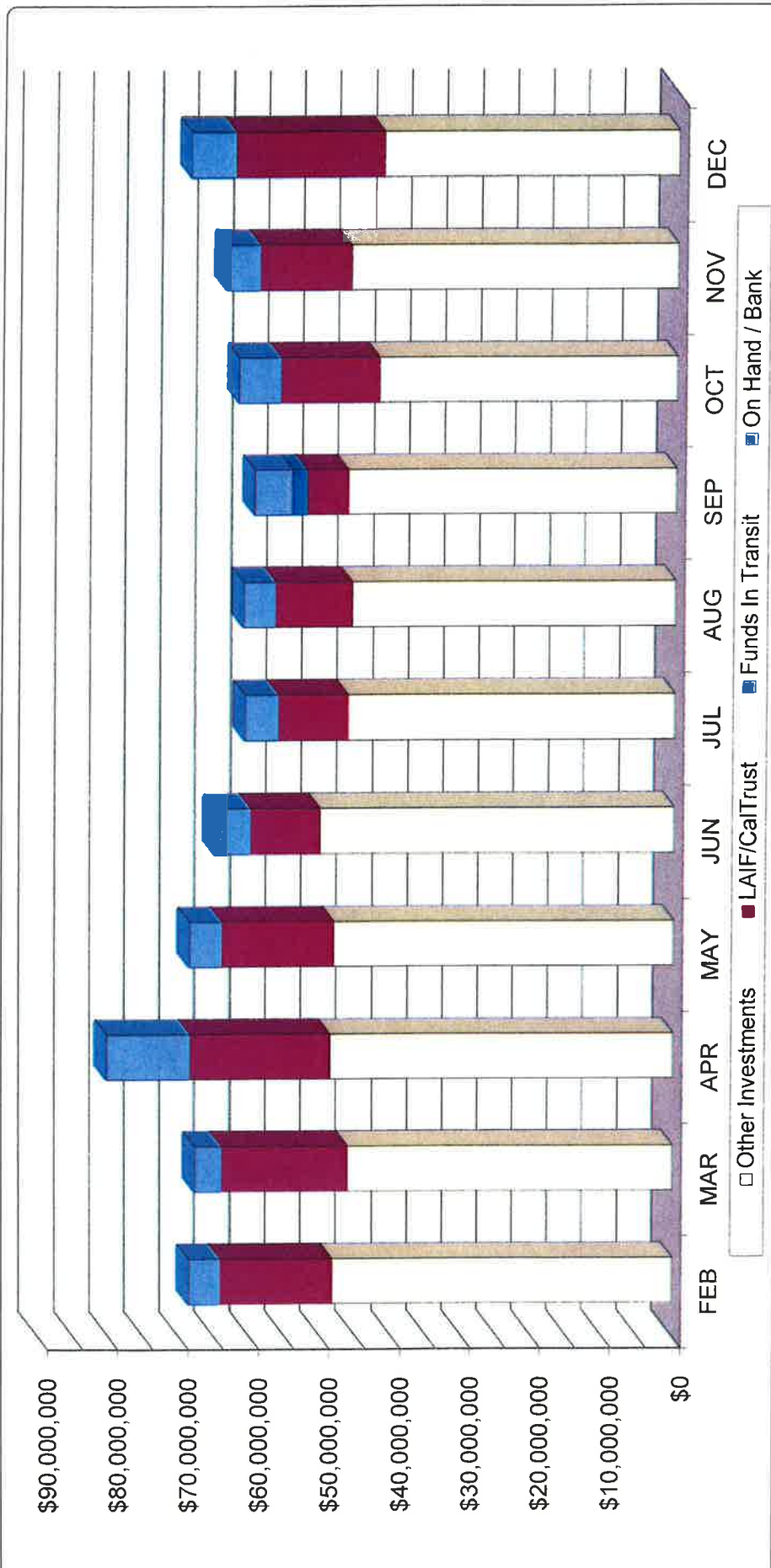


Portfolio Holdings as of 12/31/2012



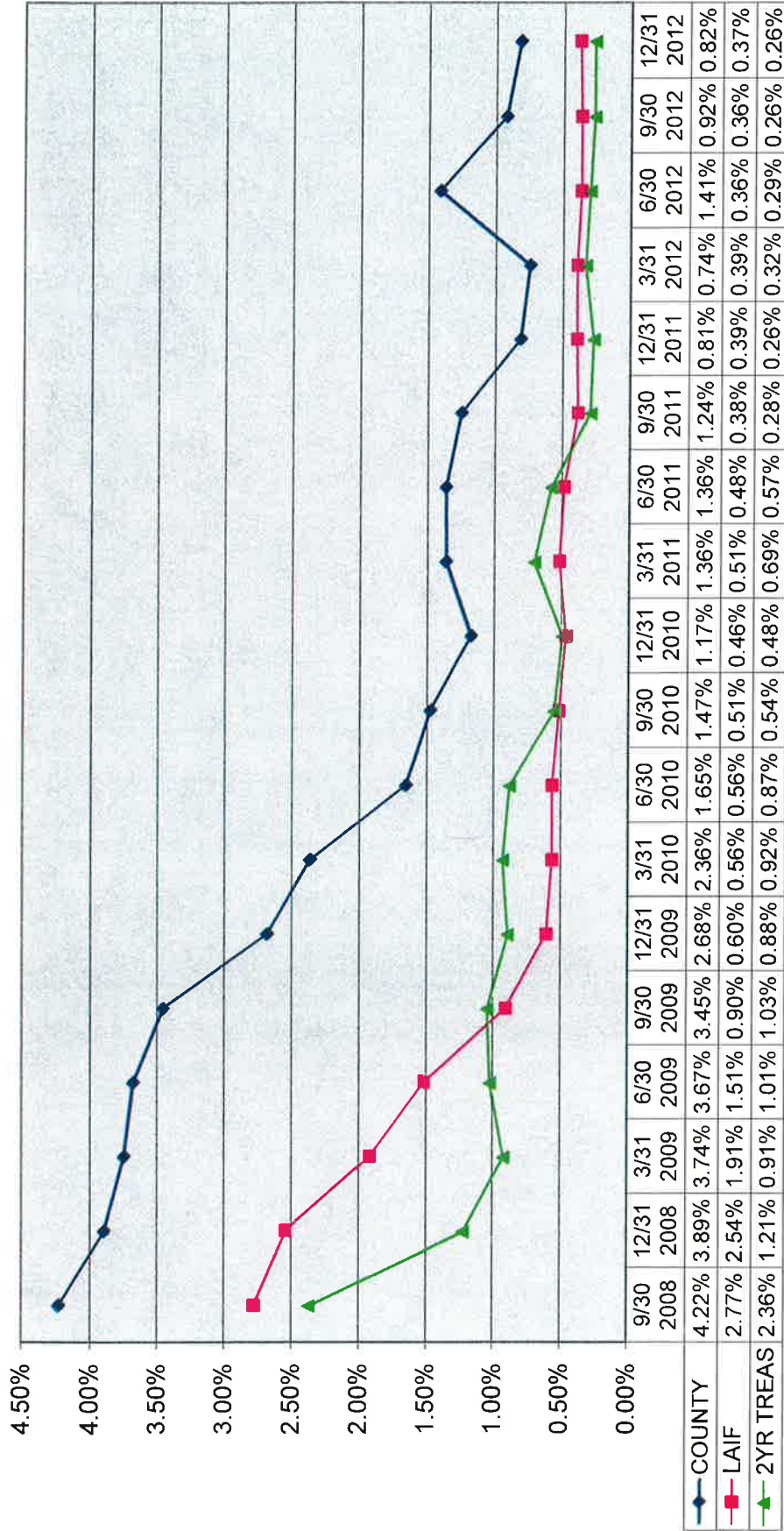
TREASURY CASH BALANCES AS OF THE LAST DAY OF THE MOST RECENT 14 MONTHS

	NOV	DEC	JAN	FEB	MAR	APR	MAY	JUN	JUL	AUG	SEP	OCT	NOV	DEC
On Hand / Bank	\$4,102,599	\$4,759,359	\$3,771,145	\$4,471,574	\$3,790,407	\$11,770,280	\$4,552,740	\$4,905,795	\$4,670,047	\$4,449,607	\$5,348,770	\$5,873,258	\$4,685,010	\$6,211,737
Funds In Transit	\$0	\$4,000,000	\$0	\$0	\$0	\$0	\$0	\$0	\$0	\$0	\$2,000,000	\$0	\$0	\$0
LAIF/CalTrust	\$23,602,597	\$26,830,364	\$20,830,364	\$15,834,650	\$17,834,650	\$19,852,412	\$15,816,782	\$9,816,782	\$9,864,248	\$10,834,248	\$5,834,248	\$13,843,201	\$12,843,201	\$20,843,201
Other Investments	\$42,414,000	\$48,414,000	\$48,414,000	\$48,414,000	\$46,230,000	\$48,730,000	\$48,230,000	\$50,230,000	\$46,320,000	\$45,820,000	\$46,425,000	\$42,185,000	\$46,185,000	\$41,685,000
TOTAL	\$70,919,196	\$84,003,723	\$73,015,509	\$68,720,224	\$67,855,057	\$80,352,692	\$68,599,522	\$64,952,577	\$60,854,295	\$61,103,855	\$59,608,018	\$61,901,459	\$63,713,211	\$68,739,938



MATURITIES	JAN	FEB	MAR	APR	MAY	JUN	JUL	AUG	SEP	OCT	NOV	DEC	TOTALS
Calendar Year 2012										\$0	\$0	\$0	\$0
Calendar Year 2013	\$0			\$500,000	\$2,500,000		\$500,000	\$500,000	\$2,335,000		\$0	\$1,000,000	\$7,335,000
Calendar Year 2014	\$1,500,000	\$300,000	\$1,000,000	\$500,000	\$1,000,000	\$355,000	\$500,000	\$2,175,000	\$750,000		\$0	\$0	\$8,080,000
Calendar Year 2015				\$2,985,000		\$2,000,000	\$250,000	\$1,345,000	\$250,000	\$250,000	\$1,250,000		\$8,580,000
Calendar Year 2016					\$1,440,000	\$500,000		\$250,000	\$500,000	\$0	\$2,000,000		\$3,690,000
Calendar Year 2017				\$500,000	\$500,000	\$500,000		\$500,000	\$6,000,000		\$6,000,000		\$14,000,000

**MONO COUNTY TREASURY POOL
QUARTERLY YIELD COMPARISON**



01/22/2013

Regular Meeting

Item #12b

County Counsel

Emergency Standby

Officials

POSITION		#1	#2	#3
Supervisor District 1	Tom Farnetti	NONE	NONE	NONE
Supervisor District 2	Roger B Thompson	Dale Schmidt	NONE	NONE
Supervisor District 3	Timothy Hanson	NONE	NONE	NONE
Supervisor District 4	Jerry Spindler	Rose Murray	NONE	NONE
Supervisor District 5	Neil McCarroll	Don Sage	Norman Anthony Taylor	NONE
Sheriff-Coroner	Robert Weber	NONE	NONE	NONE
County Health Director	Hillary Bayliss	Rick Johnson	Sandra Pearce	NONE
Director of Public Works	Rita Sherman	Garrett Higerd	Jeff Walters	NONE
District Attorney	Todd Graham	NONE	NONE	NONE
County Counsel	Stacey Simon	NONE	NONE	NONE
County Clerk	Linda Romero	Shannon Kendall	Renn Nolan	NONE
Director of Social Services	Suzanne West	Marlo Preis	NONE	NONE
CAO	Rita Sherman	Scott Burns	NONE	NONE

01/22/2013

Regular Meeting

Item #13a

Community

Development -Planning

General Plan Update

BUDGETS SUMMARY

Grantee Name: Mono County

Grant #: 3012-571

Task:

PERSONNEL	Title	Hourly Rate	# of Hours	(D+E) Salary	Benefits	(F+G) Total	Funding Sources			
							DOC Grant	Cash	In-Kind	
Scott Burns	Director	59.46	488	29,016.48	15,479.36	44,496	24,892	0	19,604	
Gerry Le Francois	Principal Planner	42.26	641	27,088.66	12,961.02	40,050	12,246	0	27,804	
Wendy Sugimura	Associate Analyst	25.49	1,195	30,460.55	26,194.40	56,655	35,795	0	20,860	
Brent Calloway	Associate Analyst	26.80	446	11,952.80	7,434.82	19,388	14,606	0	4,781	
Heather deBethizy	Associate Planner	28.13	475	13,361.75	7,134.50	20,496	12,945	0	7,551	
Courtney Weiche	Associate Planner	29.55	521	15,395.55	8,028.61	23,424	7,463	0	15,961	
Nick Criss	Code Compliance Officer	32.73	234	7,658.82	4,212.00	11,871	4,363	0	7,508	
CD Ritter	Administrative Secretary	30.66	233	7,143.78	3,916.73	11,061	5,697	0	5,364	
Cedar Barager	Administrative Assistant	15.93	333	5,304.69	529.47	5,834	4,906	0	928	
Mary Booher	Admin. Services Manager	56.89	78	4,437.42	2,454.66	6,892	6,627	0	265	
To Be Hired	Assistant Planner	24.28	369	8,959.32	7,616.16	16,575	12,847	0	3,728	
Tony Dublino	Solid Waste Superintendent	43.35	80	3,468.00	2,137.60	5,606	4,204	0	1,401	
Nate Greenberg	GIS/D395 Manager	46.59	70	3,261.30	1,850.10	5,111	0	0	5,111	
Peter Kobylarz	GIS Technician	30.77	40	1,230.80	507.71	1,739	0	0	1,739	
Steve Connert	GIS Technician	20.88	40	835.20	206.29	1,041	0	0	1,041	
Stacey Simon	Legal Counsel	62.58	102	6,383.16	3,235.44	9,619	4,904	0	4,715	
Total				175,958	103,899	279,857	151,494	0	128,363	
CONSULTANTS										
SUPPLIES										
						Totals	172,940	172,495	0	
MEETINGS, WORKSHOPS										
						Totals	2,080	7,800	200	
OTHER										
						Totals	0	0	0	
TRAVEL										
						Totals	0	0	0	
TOTALS										
						Totals	326,514	180,295	179,300	

Grantee Name:

Mono County

Grant #: 3012-571

Task: 1: Project Planning and Management

PERSONNEL	Title	Hourly Rate	# of Hours	(D*E) Salary	Benefits	(F+G) Total	Funding Sources		
							DOC Grant	Cash	
Scott Burns	Director	59.46	15	891.90	475.80	1,368		1,368	
Gerry Le Francois	Principal Planner	42.26	5	211.30	101.10	312		312	
Wendy Sugimura	Associate Analyst	25.49	20	509.80	438.40	948		948	
Brent Calloway	Associate Analyst	26.80	10	268.00	166.70	435		435	
Heather deBethizy	Associate Planner	28.13	5	140.65	75.10	216		216	
Courtney Weiche	Associate Planner	29.55	15	443.25	231.15	674		674	
Nick Criss	Code Compliance Officer	32.73	3	98.19	54.00	152		152	
CD Ritter	Administrative Secretary	30.66	3	91.98	50.43	142		142	
Cedar Barager	Administrative Assistant	15.93	3	47.79	4.77	53		53	
Mary Booher	Admin. Services Manager	56.89	3	170.67	94.41	265		265	
To Be Hired	Assistant Planner	24.28	3	72.84	61.92	135		135	
Tony Dublino	Solid Waste Superintendent	43.35	0	0.00	0.00	0		0	
Nate Greenberg	GIS/D395 Manager	46.59	0	0.00	0.00	0		0	
Peter Kobylarz	GIS Technician	30.77	0	0.00	0.00	0		0	
Steve Connett	GIS Technician	20.88	0	0.00	0.00	0		0	
Stacey Simon	Legal Counsel	62.58	0	0.00	0.00	0		0	
Total				2,946	1,754	4,700	0	4,700	
CONSULTANTS									
None									
					Totals	0	0	0	0
SUPPLIES						100		100	
Mailing, printing, postage, etc. for meetings.									
					Totals	100	0	100	0
MEETINGS, WORKSHOPS									
None									
					Totals	0	0	0	0
OTHER									
None									
					Totals	0	0	0	0
TRAVEL									
896 miles									438
Public Meetings: Walker, Bridgeport, Lee Vining, June Lake, Benton, Paradise, Swall Meadows, Planning Commission, Boarc									
					Totals	0	0	0	438
					Totals	4,800	0	100	5,138

Grant Name: Mono County

Grant #: 3012-571

Task: 2: Public Engagement and Outreach

PERSONNEL	Title	Hourly Rate	# of Hours	(D*E) Salary	Benefits	(F+G) Total	Funding Sources		
							DOC Grant	Cash	
Scott Burns	Director	59.46	0	0.00	0.00	0	0	0	
Gerry Le Francois	Principal Planner	42.26	0	0.00	0.00	0	0	0	
Wendy Sugimura	Associate Analyst	25.49	60	1,529.40	1,315.20	2,845	2,845	0	
Brent Calloway	Associate Analyst	26.80	0	0.00	0.00	0	0	0	
Heather deBethizy	Associate Planner	28.13	0	0.00	0.00	0	0	0	
Courtney Weiche	Associate Planner	29.55	0	0.00	0.00	0	0	0	
Nick Criss	Code Compliance Officer	32.73	0	0.00	0.00	0	0	0	
CD Ritter	Administrative Secretary	30.66	0	0.00	0.00	0	0	0	
Cedar Barager	Administrative Assistant	15.93	200	3,186.00	318.00	3,504	3,504	0	
Mary Booher	Admin. Services Manager	56.89	0	0.00	0.00	0	0	0	
To Be Hired	Assistant Planner	24.28	0	0.00	0.00	0	0	0	
Tony Dublino	Solid Waste Superintendent	43.35	0	0.00	0.00	0	0	0	
Nate Greenberg	GIS/D395 Manager	46.59	0	0.00	0.00	0	0	0	
Peter Kobylarz	GIS Technician	30.77	0	0.00	0.00	0	0	0	
Steve Connert	GIS Technician	20.88	0	0.00	0.00	0	0	0	
Stacey Simon	Legal Counsel	62.58	0	0.00	0.00	0	0	0	
Total				4,715	1,633	6,349	6,349	0	
CONSULTANTS									
Spanish language translation (consultant TBD)									
Totals									
							0	0	5,000
SUPPLIES									
Cardstock: 16 @ \$16.99/ream									
Printing (4000 color copies @ \$0.16 each)									
Postage (8000 @ \$0.145 each)									
Totals									
							280	280	0
							640	640	0
							1160	1160	0
							2,080	2,080	0
MEETINGS, WORKSHOPS									
None									
Totals									
							0	0	0
OTHER									
Totals									
							0	0	0
TRAVEL									
None									
Totals									
							8,429	8,429	5,000
							0	0	0

Grantee Name: Mono County

Grant #: 3012-571

Task: 3: Targeted General Plan Policy Update (grant funded) 1019.6

PERSONNEL	Title	Hourly Rate	# of Hours	(D*E) Salary	Benefits	(F+G) Total	Funding Sources		
							DOC Grant	Cash	
Scott Burns	Director	59.46	133	7,908.18	4,218.76	12,127	12,127		
Gerry Le Francois	Principal Planner	42.26	100	4,226.00	2,022.00	6,248	6,248		
Wendy Sugimura	Associate Analyst	25.49	385	9,813.65	8,439.20	18,253	18,253		
Brent Calloway	Associate Analyst	26.80	240	6,432.00	4,000.80	10,433	10,433		
Heather deBethizy	Associate Planner	28.13	160	4,500.80	2,403.20	6,904	6,904		
Courtney Weiche	Associate Planner	29.55	110	3,250.50	1,695.10	4,946	4,946		
Nick Criss	Code Compliance Officer	32.73	50	1,636.50	900.00	2,537	2,537		
CD Ritter	Administrative Secretary	30.66	80	2,452.80	1,344.80	3,798	3,798		
Cedar Barager	Administrative Assistant	15.93	40	637.20	63.60	701	701		
Mary Booher	Admin. Services Manager	56.89	25	1,422.25	786.75	2,209	2,209		
To Be Hired	Assistant Planner	24.28	120	2,913.60	2,476.80	5,390	5,390		
Tony Dublino	Solid Waste Superintendent	43.35	60	2,601.00	1,603.20	4,204	4,204		
Nate Greenberg	GIS/D395 Manager	46.59	60	2,795.40	1,585.80	4,381	4,381		
Peter Kobylarz	GIS Technician	30.77	40	1,230.80	507.71	1,739	1,739		
Steve Connett	GIS Technician	20.88	40	835.20	206.29	1,041	1,041		
Stacey Simon	Legal Counsel	62.58	20	1,251.60	634.40	1,886	1,886		
Total				53,907	32,888	86,796	79,635	0	
CONSULTANTS									
	Walkable and Livable Communities Institute (contract attached)					12,495	12,495		
	Wildlife/plant/biology technical studies consultant(TBD)					50,000	40,000	10,000	
	Biomass feasibility study consultant (TBD)					35,000	35,000		
	Food system/small agricultural operation support consultant					7,578	7,578		42,422*
	Mammoth Lakes Housing, Inc. (contract attached)					20,000	20,000		
	Totals					125,073	82,578	42,495	0
SUPPLIES									
	Printing					5000		5000	
	Office supplies					2000		2000	
	Totals					7,000	0	7,000	0
MEETINGS, WORKSHOPS									
	None					0	0	0	0
OTHER									
	None					0	0	0	0
TRAVEL									
	18 community meetings each = 12,204 miles								6,224
	6 Planning Commission and Board of Supervisors meetings each = 1,308 miles								667
	Totals					0	0	0	6,891
	Totals					261,291	162,213	49,495	56,474

*If NIFA grant is awarded to project partner

Grant #: 3012-571

Mono County

Grantee Name:

Task: 4: GENERAL PLAN POLICY UPDATE (not grant funded)

PERSONNEL	Title	Hourly Rate	# of Hours	(D*E) Salary	Benefits	(F+G) Total	Funding Sources		
							DOC Grant	Cash	In-Kind
Scott Burns	Director	59.46	30	1,783.80	951.60	2,735			2,735
Gerry Le Francois	Principal Planner	42.26	120	5,071.20	2,426.40	7,498			7,498
Wendy Sugimura	Associate Analyst	25.49	100	2,549.00	2,192.00	4,741			4,741
Brent Calloway	Associate Analyst	26.80	20	536.00	333.40	869			869
Heather deBethizy	Associate Planner	28.13	100	2,813.00	1,502.00	4,315			4,315
Courtney Weiche	Associate Planner	29.55	80	2,364.00	1,232.80	3,597			3,597
Nick Criss	Code Compliance Officer	32.73	80	2,618.40	1,440.00	4,058			4,058
CD Ritter	Administrative Secretary	30.66	40	1,226.40	672.40	1,899			1,899
Cedar Barager	Administrative Assistant	15.93	0	0.00	0.00	0			0
Mary Booher	Admin. Services Manager	56.89	0	0.00	0.00	0			0
To Be Hired	Assistant Planner	24.28	80	1,942.40	1,651.20	3,594			3,594
Tony Dublino	Solid Waste Superintendent	43.35	0	0.00	0.00	0			0
Nate Greenberg	GIS/D395 Manager	46.59	0	0.00	0.00	0			0
Peter Kobylarz	GIS Technician	30.77	0	0.00	0.00	0			0
Steve Connett	GIS Technician	20.88	0	0.00	0.00	0			0
Stacey Simon	Legal Counsel	67.58	10	625.80	317.20	943			943
Total				21,530	12,719	34,249	0	0	34,249
CONSULTANTS									
RTP Update						50,000		50,000	
Totals						50,000	0	50,000	0
SUPPLIES									
None									
MEETINGS, WORKSHOPS									
None									
Totals						0	0	0	0
OTHER									
None									
Totals						0	0	0	0
TRAVEL									
None									
Totals						84,249	0	50,000	34,249

Task: 5: Resource Efficiency Plan

PERSONNEL	Title	Hourly Rate	# of Hours	(D*E) Salary	Benefits	(F+G) Total	DOC Grant	Cash	In-Kind
Scott Burns	Director	59.46	40	2,378.40	1,268.80	3,647	3,647		
Gerry Le Francois	Principal Planner	42.26	16	676.16	323.52	1,000	1,000		
Wendy Sugimura	Associate Analyst	25.49	150	3,823.50	3,288.00	7,112	7,112		
Brent Calloway	Associate Analyst	26.80	16	428.80	266.72	696	696		
Heather deBethizy	Associate Planner	28.13	100	2,813.00	1,502.00	4,315	4,315		
Courtney Weiche	Associate Planner	29.55	16	472.80	246.56	719	719		
Nick Criss	Code Compliance Officer	32.73	16	523.68	288.00	812	812		
CD Ritter	Administrative Secretary	30.66	0	0.00	0.00	0	0		
Cedar Barager	Administrative Assistant	15.93	0	0.00	0.00	0	0		
Mary Booher	Admin. Services Manager	56.89	0	0.00	0.00	0	0		
To Be Hired	Assistant Planner	24.28	16	388.48	330.24	719	719		
Tony Dublino	Solid Waste Superintendent	43.35	0	0.00	0.00	0	0		
Nate Greenberg	GIS/D395 Manager	46.59	0	0.00	0.00	0	0		
Peter Kobylarz	GIS Technician	30.77	0	0.00	0.00	0	0		
Steve Connett	GIS Technician	20.88	0	0.00	0.00	0	0		
Stacey Simon	Legal Counsel	62.58	8	500.64	253.76	754	754		
Total				12,005	7,768	19,773	19,773	0	0
CONSULTANTS									
Resource Efficiency Plan Consultant (TBD)						90,362	90,362		
Totals						90,362	90,362	0	0
SUPPLIES									
Such as but not limited to: mailing, postage, printing (show how arrived at amount)									
Totals						0	0	0	0
MEETINGS, WORKSHOPS									
Such as but not limited to: rent, rentals, supplies (show how arrived at amount)									
Totals						0	0	0	0
OTHER									
Such as but not limited to: software (show how arrived at amount)									
Totals						0	0	0	0
TRAVEL									
Mileage is calculated at .51/mile									
Totals						110,135	110,135	0	0

Grant #: 3012-571

Mono County

Grantee Name:

Task: 6: CEQA REVIEW (not grant funded)

PERSONNEL	Title	Hourly Rate	# of Hours	(D*E) Salary	Benefits	(F+G) Total	Funding Sources		
							DOC Grant	Cash	In-Kind
Scott Burns	Director	59.46	150	8,919.00	4,758.00	13,677			13,677
Gerry Le Francois	Principal Planner	42.26	300	12,678.00	6,066.00	18,744			18,744
Wendy Sugimura	Associate Analyst	25.49	300	7,647.00	6,576.00	14,223			14,223
Brent Calloway	Associate Analyst	26.80	60	1,608.00	1,000.20	2,608			2,608
Heather deBethizy	Associate Planner	28.13	60	1,687.80	901.20	2,589			2,589
Courtney Weiche	Associate Planner	29.55	250	7,387.50	3,852.50	11,240			11,240
Nick Criss	Code Compliance Officer	32.73	60	1,963.80	1,080.00	3,044			3,044
CD Ritter	Administrative Secretary	30.66	60	1,839.60	1,008.60	2,848			2,848
Cedar Barager	Administrative Assistant	15.93	40	637.20	63.60	701			701
Mary Booher	Admin. Services Manager	56.89	0	0.00	0.00	0			0
To Be Hired	Assistant Planner	24.28	0	0.00	0.00	0			0
Tony Dublino	Solid Waste Superintendent	43.35	20	867.00	534.40	1,401			1,401
Nate Greenberg	GIS/D395 Manager	46.59	10	465.90	264.30	730			730
Peter Kobylarz	GIS Technician	30.77	0	0.00	0.00	0			0
Steve Connert	GIS Technician	20.88	0	0.00	0.00	0			0
Stacey Simon	Legal Counsel	62.58	40	2,503.20	1,268.80	3,772			3,772
Total				48,204	27,374	75,578	0	0	75,578
CONSULTANTS						75,000		75,000	
CEQA consultant (TBD)									
SUPPLIES					Totals	75,000	0	75,000	0
Printing, mailing, postage, paper				200					200
MEETINGS, WORKSHOPS					Totals	0	0	0	200
None									
OTHER					Totals	0	0	0	0
None									
TRAVEL					Totals	0	0	0	183
Scoping meetings, draft EIR hearing, final EIR hearing = 358 miles									
Totals					Totals	150,578	0	75,000	75,960

Grantee Name:

Mono County

Grant #: 3012-571

Task: 7: IMPLEMENTATION AND ADOPTION

PERSONNEL	Title	Hourly Rate	# of Hours	(D*E) Salary	Benefits	(F+G) Total	Funding Sources								
							DOC Grant	Cash							
Scott Burns	Director	59.46	100	5,946.00	3,172.00	9,118	7,294	1,824							
Gerry Le Francois	Principal Planner	42.26	100	4,226.00	2,022.00	6,248	4,998	1,250							
Wendy Sugimura	Associate Analyst	25.49	100	2,549.00	2,192.00	4,741	3,793	948							
Brent Calloway	Associate Analyst	26.80	100	2,680.00	1,667.00	4,347	3,478	869							
Heather deBethizy	Associate Planner	28.13	50	1,406.50	751.00	2,158	1,726	432							
Courtney Weiche	Associate Planner	29.55	50	1,477.50	770.50	2,248	1,798	450							
Nick Criss	Code Compliance Officer	32.73	25	818.25	450.00	1,268	1,015	253							
CD Ritter	Administrative Secretary	30.66	50	1,533.00	840.50	2,374	1,899	475							
Cedar Barager	Administrative Assistant	15.93	50	796.50	79.50	876	701	175							
Mary Booher	Admin. Services Manager	56.89	0	0.00	0.00	0	0	0							
To Be Hired	Assistant Planner	24.28	150	3,642.00	3,096.00	6,738	6,738	0							
Tony Dublino	Solid Waste Superintendent	43.35	0	0.00	0.00	0	0	0							
Nate Greenberg	GIS/D395 Manager	46.59	0	0.00	0.00	0	0	0							
Peter Kobylarz	GIS Technician	30.77	0	0.00	0.00	0	0	0							
Steve Connett	GIS Technician	20.88	0	0.00	0.00	0	0	0							
Stacey Simon	Legal Counsel	62.58	24	1,501.92	761.28	2,263	2,263	0							
Total				26,577	15,802	42,378	35,703	6,675							
CONSULTANTS															
None															
SUPPLIES															
Office supplies															
Printing/publication costs															
<table border="0" style="width:100%"> <tr> <td style="width:50%">200</td> <td style="width:50%">200</td> </tr> <tr> <td>500</td> <td>500</td> </tr> <tr> <td>Totals</td> <td>700</td> </tr> </table>										200	200	500	500	Totals	700
200	200														
500	500														
Totals	700														
MEETINGS, WORKSHOPS															
None															
OTHER															
None															
TRAVEL															
RPACs, Planning Commission, Board of Supervisors = 1574 miles															
<table border="0" style="width:100%"> <tr> <td style="width:50%">803</td> <td style="width:50%">803</td> </tr> <tr> <td>Totals</td> <td>803</td> </tr> </table>										803	803	Totals	803		
803	803														
Totals	803														
<table border="0" style="width:100%"> <tr> <td style="width:50%">35,703</td> <td style="width:50%">35,703</td> </tr> <tr> <td>Totals</td> <td>7,478</td> </tr> </table>										35,703	35,703	Totals	7,478		
35,703	35,703														
Totals	7,478														

Grant #: 3012-571

Mono County

Task: 8: GRANT ADMINISTRATION

PERSONNEL	Title	Hourly Rate	# of Hours	(D*E) Salary	Benefits	(F+G) Total	Funding Sources		
							DOC Grant	Cash	
Scott Burns	Director	59.46	20	1,189.20	634.40	1,824	1,824		
Gerry Le Francois	Principal Planner	42.26	0	0.00	0.00	0	0		
Wendy Sugimura	Associate Analyst	25.49	80	2,039.20	1,753.60	3,793	3,793		
Brent Calloway	Associate Analyst	26.80	0	0.00	0.00	0	0		
Heather deBethizy	Associate Planner	28.13	0	0.00	0.00	0	0		
Courtney Weiriche	Associate Planner	29.55	0	0.00	0.00	0	0		
Nick Criss	Code Compliance Officer	32.73	0	0.00	0.00	0	0		
CD Ritter	Administrative Secretary	30.66	0	0.00	0.00	0	0		
Cedar Barager	Administrative Assistant	15.93	0	0.00	0.00	0	0		
Mary Booher	Admin. Services Manager	56.89	50	2,844.50	1,573.50	4,418	4,418		
To Be Hired	Assistant Planner	24.28	0	0.00	0.00	0	0		
Tony Dublino	Solid Waste Superintendent	43.35	0	0.00	0.00	0	0		
Nate Greenberg	GIS/D395 Manager	46.59	0	0.00	0.00	0	0		
Peter Kobylarz	GIS Technician	30.77	0	0.00	0.00	0	0		
Steve Connert	GIS Technician	20.88	0	0.00	0.00	0	0		
Stacey Simon	Legal Counsel	62.58	0	0.00	0.00	0	0		
Total				6,073	3,962	10,034	10,034	0	
CONSULTANTS									
None									
SUPPLIES									
None									
MEETINGS, WORKSHOPS									
None									
OTHER									
None									
TRAVEL									
None									
Totals							10,034	0	0
Totals							10,034	0	0



EDMUND G. BROWN JR.
GOVERNOR

STATE OF CALIFORNIA
GOVERNOR'S OFFICE of PLANNING AND RESEARCH



KEN ALEX
DIRECTOR

RECEIVED

JUN 1 2012

COMMUNITY DEVELOPMENT

June 1, 2012

Mr. Scott Burns, Community Development Director
Community Development Department, Planning Division
P.O. Box 8
Bridgeport, CA 93517

Dear Mr. Burns:

Pursuant to Government Code section 65040.5 (a), the Governor's Office of Planning and Research (OPR) is required to notify cities and counties with general plans that have not been revised within the last eight years. Our records indicate that the County of Mono's General Plan has not been revised in the past eight years or longer.

For purposes of this notification, a revision is considered to be a comprehensive update of at least five of the seven mandatory general plan elements, which have been adopted by the local legislative body. According to our records, the mandatory elements of the general plan for the County of Mono were last updated during the years noted.

Element	Year
Land Use	2000
Circulation	2008
Housing	2009
Conservation	1993
Open Space	1993
Safety	1993
Noise	1993

If this information is incorrect, please contact the OPR State Clearinghouse via email state.clearinghouse@opr.ca.gov or by phone (916) 445-0613 so that we may update our records.

As part of our process to identify jurisdictions with general plans that have not been revised in eight years, OPR surveyed local government planning agencies in the 2011 Annual Planning Survey for current information regarding their general plans. In addition, OPR reviewed General Plan Annual Progress Reports, public notices from jurisdictions, environmental document filings, and jurisdictions' websites.


General plans that have not been revised within the past eight years are not necessarily legally inadequate. However, the California Supreme Court has stated that local governments have an implied duty to keep their general plans current (*DeVita v. County of Napa*, 9 Cal. 4th 763 (1995)). Additionally, local governments must review and revise their general plans as often as they deem necessary or appropriate (Government Code section 65103(a)). The general plan statutes do not provide a mandatory minimum timeframe for revision of elements, except for housing elements, which must be revised based on the schedule established in

Government Code section 65588. In addition, Government Code sections 65302 and 65302.1 require certain information be included in general plan elements at the time a jurisdiction next revises its housing element.

OPR is also required to notify the Attorney General's Office of cities and counties with general plans that have not been revised in ten years (Government Code section 65040.5(b)). If our records indicate that your general plan has not been revised in ten years, we will be notifying the Attorney General in late July 2012.

If you would like to make corrections to our records, please respond by July 1, 2012. This will allow us to update our records prior to notifying the Attorney General of general plans that have not been revised in ten years. If you have any questions or require additional information, please contact the State Clearinghouse at state.clearinghouse@opr.ca.gov or by phone at (916) 445-0613.

Sincerely,

A handwritten signature in black ink that reads "Ken Alex". The signature is written in a cursive style with a large initial "K" and a stylized "A".

Ken Alex
Director