



MONO COUNTY **BUDGET WORKSHOP** 2023-2024



CALIFORNIA'S GREAT BEYOND

Table of Contents

CAO Letter	1-8
Overview of process, with descriptions of deliverables	1
Tables - General Fund Revenue vs. Expense comparing FY22/23 to 23/24 preliminary	3
Tables - Operating Funds Revenue vs. Expense comparing FY22/23 to 23/24 preliminary	5
Tables - Summary of Reserve and Economic Stabilization balances, policy goal vs. actual	7
Table - Preliminary GF revenue overview	8
Attachment A - Overview of Department Requests GF and non-GF Functional Areas	9
Attachment B - Departments outside the tolerance of GF and non-GF variance narrative	30
Attachment C - Detailed Department Budgets	46
Attachment D - Preliminary Allocation List	182
Attachment E - Recommendations for one-time funding appropriation	189



COUNTY ADMINISTRATIVE OFFICER
COUNTY OF MONO
PO Box 696
Bridgeport, CA 93517-0696
(760) 932-5410
www.mono.ca.gov

May 1, 2023

Honorable Mono County Board of Supervisors
PO Box 696
Bridgeport, CA 93517

BOARD OF SUPERVISORS

CHAIR

Rhonda Duggan / District 2

VICE CHAIR

John Peters / District 4

Bob Gardner / District 3

Lynda Salcido / District 5

Jennifer Kreitz / District 1

COUNTY DEPARTMENTS

ASSESSOR

Hon. Barry Beck

DISTRICT ATTORNEY

Hon. Tim Kendall

SHERIFF / CORONER

Hon. Ingrid Braun

ANIMAL SERVICES

Chris Mokracek "Interim"

BEHAVIORAL HEALTH

Robin Roberts

COMMUNITY DEVELOPMENT

Wendy Sugimura

COUNTY CLERK-RECORDER

Scheereen Dedman

COUNTY COUNSEL

Stacey Simon, Esq.

ECONOMIC DEVELOPMENT

Jeff Simpson

EMERGENCY MEDICAL SERVICES

Bryan Bullock

FINANCE

Janet Dutcher

CPA, CGFM, MPA

INFORMATION TECHNOLOGY

Milan Salva "Interim"

PROBATION

Karin Humiston

PUBLIC HEALTH

Kathy Peterson "Interim"

PUBLIC WORKS

Paul Roten

SOCIAL SERVICES

Kathy Peterson

Dear Honorable Board of Supervisors:

As presented to your board in March 2023 the budget process will be composed of a Preliminary Budget submitted for adoption by June 30, 2023 and CAO Recommendation for a Final Budget for adoption by October 4th 2023. The current preliminary budget for the workshop is composed of the following:

- existing service level with cost increase projections
- restoration of partially funded allocated positions
- appropriations of one-time funding to Board priorities

The CAO recommended budget will include department narratives, consider personnel changes, consider any new program or position requests, final property tax projections, consideration of impacts from State Budget, and set aside funds for on-going employee negotiations.

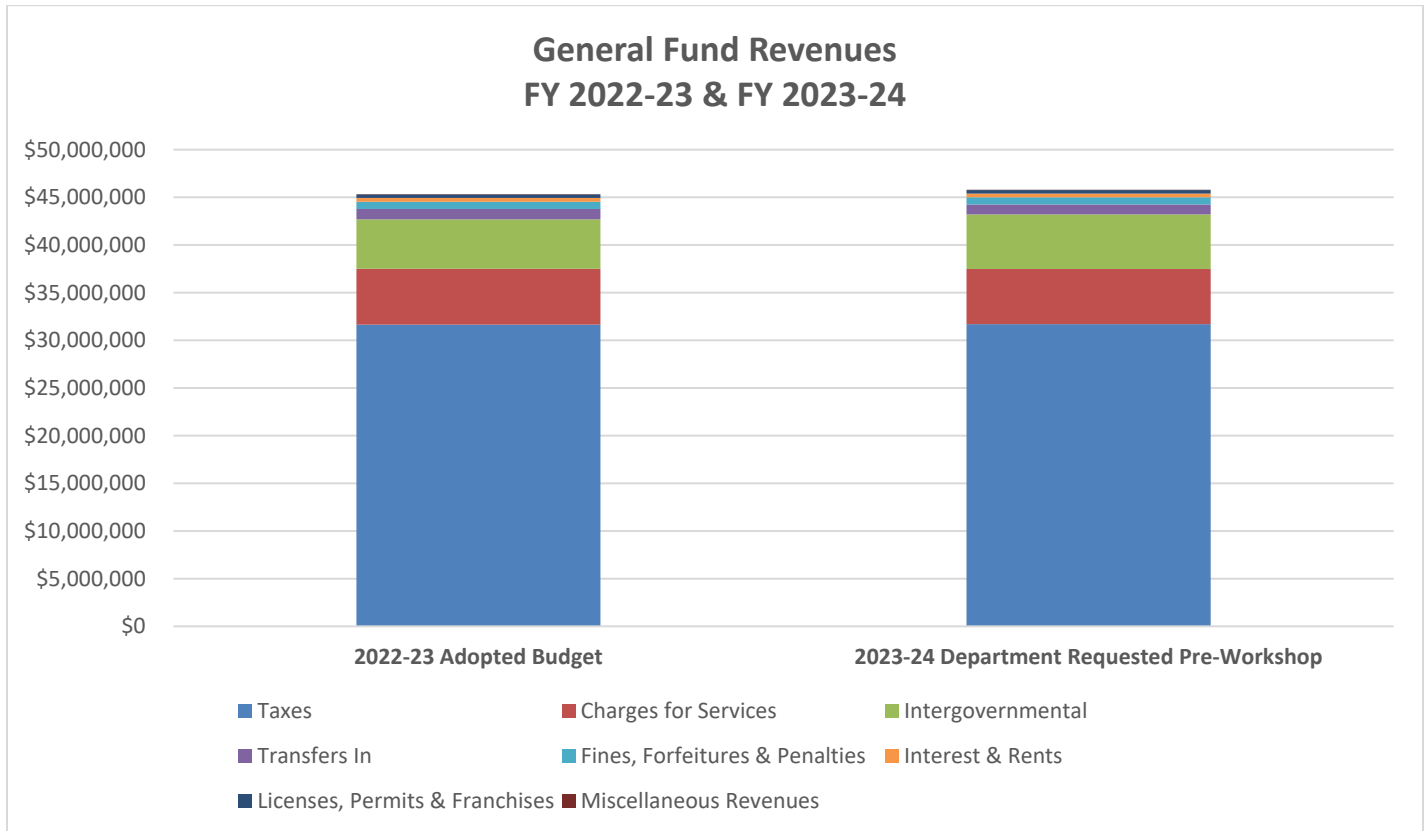
The Mono County Budget for this workshop FY 2023–24 comprises \$111.3 million in expenditures compared to the adopted FY 2022-23 Budget of \$140.1 million. The main decrease from last year is due to budgeted revenue from SB844 and budgeted expenditures in Capital Outlay for the Jail. Historically the entire budget for the Jail was carried forward year after year and spent down, this year only project expenditures for FY 2023-24 are included.

The Mono County FY 2022-23 Adopted Budget and FY 2023-24 Preliminary Budget are summarized below:

SIGNIFICANT EXPENSE CATEGORY	FY 2022-23 Adopted	FY 2023-24 Preliminary	Change
Revenues			
Intergovernmental	61,275,863	35,393,137	-25,882,726
Taxes	32,280,410	32,357,197	76,787
Transfers In	14,684,267	13,496,408	-1,187,859
Charges for Services	12,731,040	13,251,123	520,083
Miscellaneous Revenues	3,038,965	2,753,334	-285,631
Fines, Forfeitures & Penalties	854,150	859,100	4,950
Licenses, Permits & Franchises	785,097	785,090	-7
Interest & Rents	671,561	676,800	5,239
Other Financing Sources	477,000	255,000	-222,000
Revenues	0	12,000	12,000
Total Revenues	126,798,353	99,839,189	-26,959,164
Expenses			
Salaries & Benefits	46,065,668	48,583,410	2,517,742
Capital Outlay	44,309,144	11,567,642	-32,741,502
Services and Supplies	30,657,528	32,236,934	1,579,406
Transfers Out	14,710,174	12,784,019	-1,926,155
Support of Other	1,688,492	3,721,334	2,032,842
Debt Service	2,218,956	2,104,199	-114,757
Contingency	473,660	463,600	-10,060
Other Expenses	0	50,000	50,000
Total Expenses	140,123,622	111,263,497	-28,860,125

Budget workshops for FY 2022-23 started with an approximately \$5 million gap at the Budget workshop. The CAO worked with Departments to bring the budget into balance by removing funding for positions that were not hired and did not plan on hiring until later in the year or at all for FY 2022-23. A list of these positions are included later in this letter with the allocation list in Attachment D.

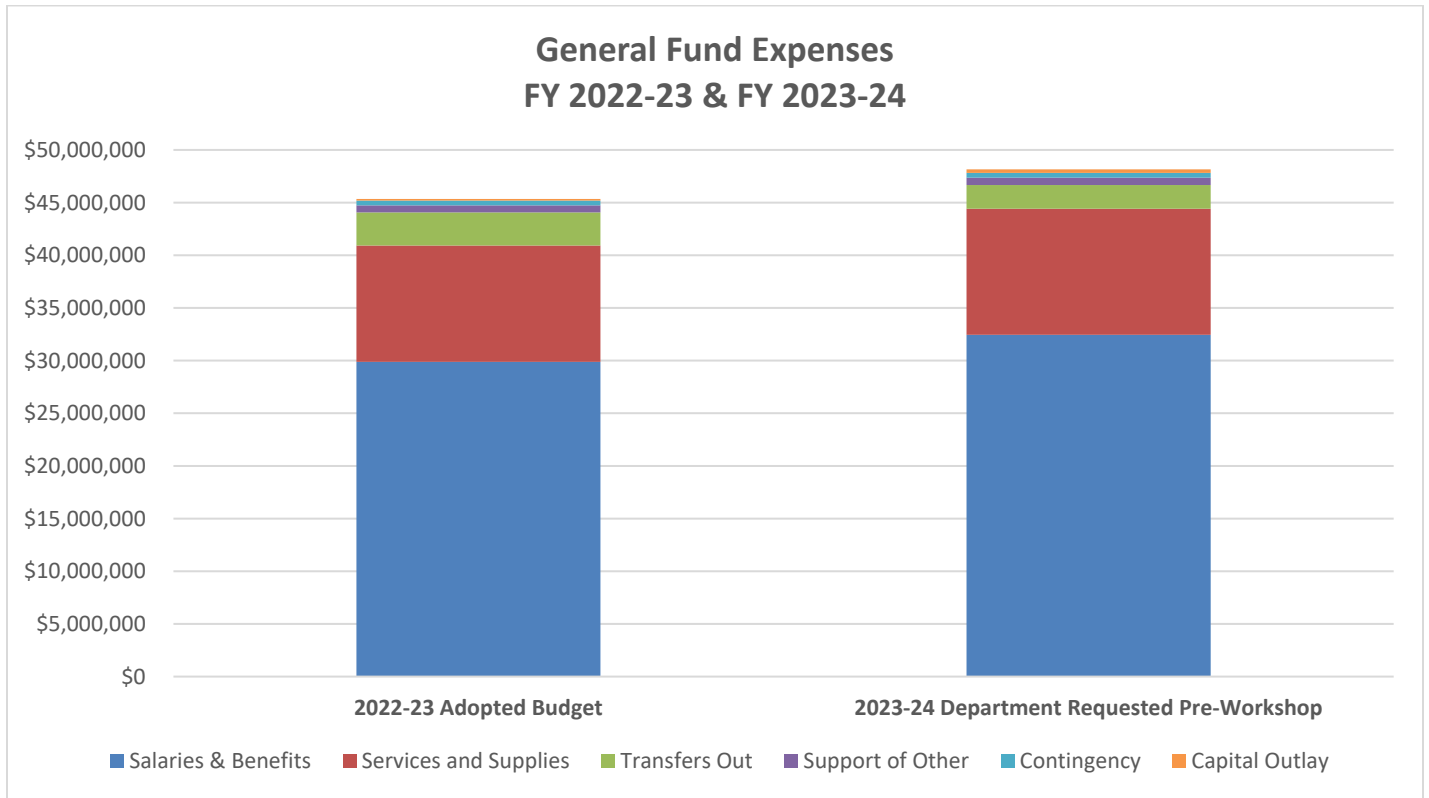
The following Table provides a graph of general fund revenues for Mono County for FY2022-23 Adopted Budget compared to FY 2023-24 Preliminary Budget for Board Workshop. Revenue projections will be updated prior to publishing the CAO Recommended budget in August.



The below table shows the above graphical data in a table format:

General Fund Revenues	2022-23 Adopted Budget	2023-24 Department Requested Pre-Workshop
Taxes	\$31,640,625	\$31,699,449
Charges for Services	\$5,859,661	\$5,786,755
Intergovernmental	\$5,187,307	\$5,728,806
Transfers In	\$1,095,616	\$1,041,617
Fines, Forfeitures & Penalties	\$761,150	\$741,100
Interest & Rents	\$400,502	\$401,200
Licenses, Permits & Franchises	\$369,200	\$363,400
Miscellaneous Revenues	\$32,180	\$30,228
Total General Fund Revenues	\$45,346,241	\$45,792,555

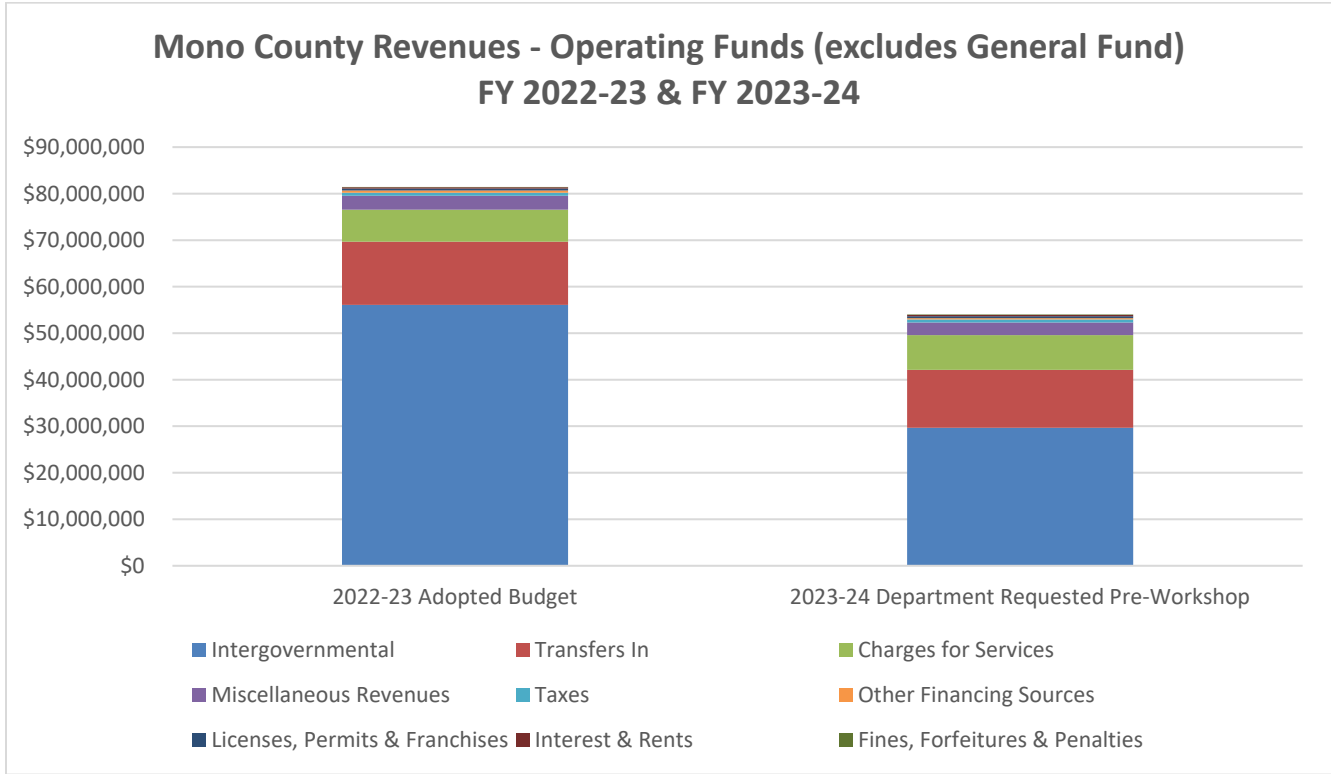
The following graph compares general fund expenses for Mono County for FY2022-23 Adopted Budget to FY 2023-24 Preliminary Budget for Board Workshop.



The below table shows the above graphical data of general fund expenses in a table format:

General Fund Expenses	2022-23 Adopted Budget	2023-24 Department Requested Pre-Workshop
Salaries & Benefits	\$29,875,877	\$32,450,609
Services and Supplies	\$11,052,954	\$11,967,380
Transfers Out	\$3,134,855	\$2,248,892
Support of Other	\$672,700	\$699,000
Contingency	\$463,660	\$463,600
Capital Outlay	\$146,195	\$328,118
Total Expenses	\$45,346,242	\$48,157,598

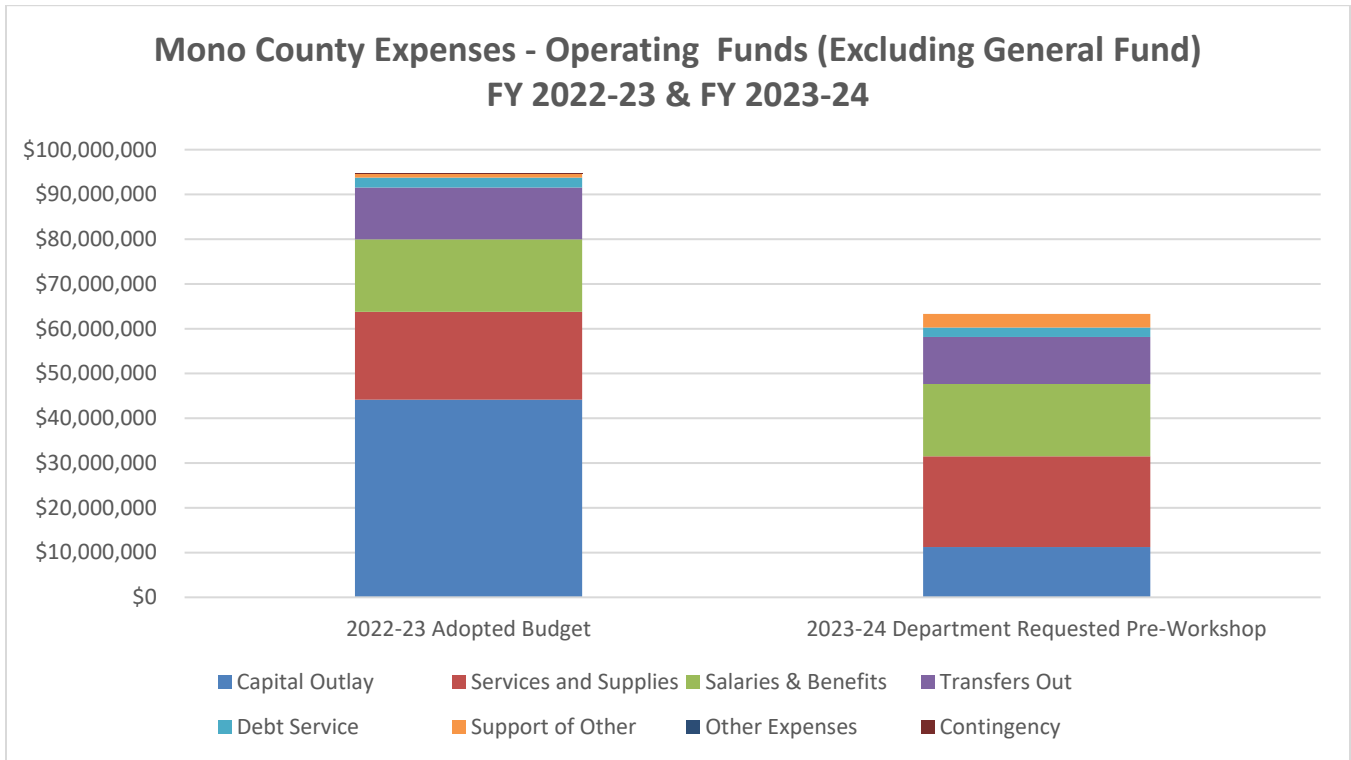
The following graph provides all other operating fund revenues for Mono County for FY2022-23 Adopted Budget compared to FY 2023-24 Preliminary Budget for the Board Workshop. These are all operating funds included in the Mono County Budget excluding the general fund. The main differences are seen here in the Intergovernmental revenues mostly due to \$25 million budgeted for SB844 revenues for the construction of the Jail.



The below table shows the above graphical data of all operating funds revenues excluding the general fund in a table format:

Operating Fund Revenues (excluding General Fund)	2022-23 Adopted Budget	2023-24 Department Requested Pre-Workshop
Intergovernmental	\$56,088,556	\$29,664,331
Transfers In	\$13,588,651	\$12,454,791
Charges for Services	\$6,871,379	\$7,464,368
Miscellaneous Revenues	\$3,006,785	\$2,723,106
Taxes	\$639,785	\$657,748
Other Financing Sources	\$477,000	\$255,000
Licenses, Permits & Franchises	\$415,897	\$421,690
Interest & Rents	\$271,059	\$275,600
Fines, Forfeitures & Penalties	\$93,000	\$118,000
Other Revenue	\$0	\$12,000
Total Revenues	\$81,452,112	\$54,046,634

The following graph shows all other operating fund expenses for Mono County for FY2022-23 Adopted Budget compared to FY 2023-24 Preliminary Budget for Board Workshop. The main differences are seen here in Capital Outlay expenditures mostly due to \$31 million budgeted for the construction of the Jail.

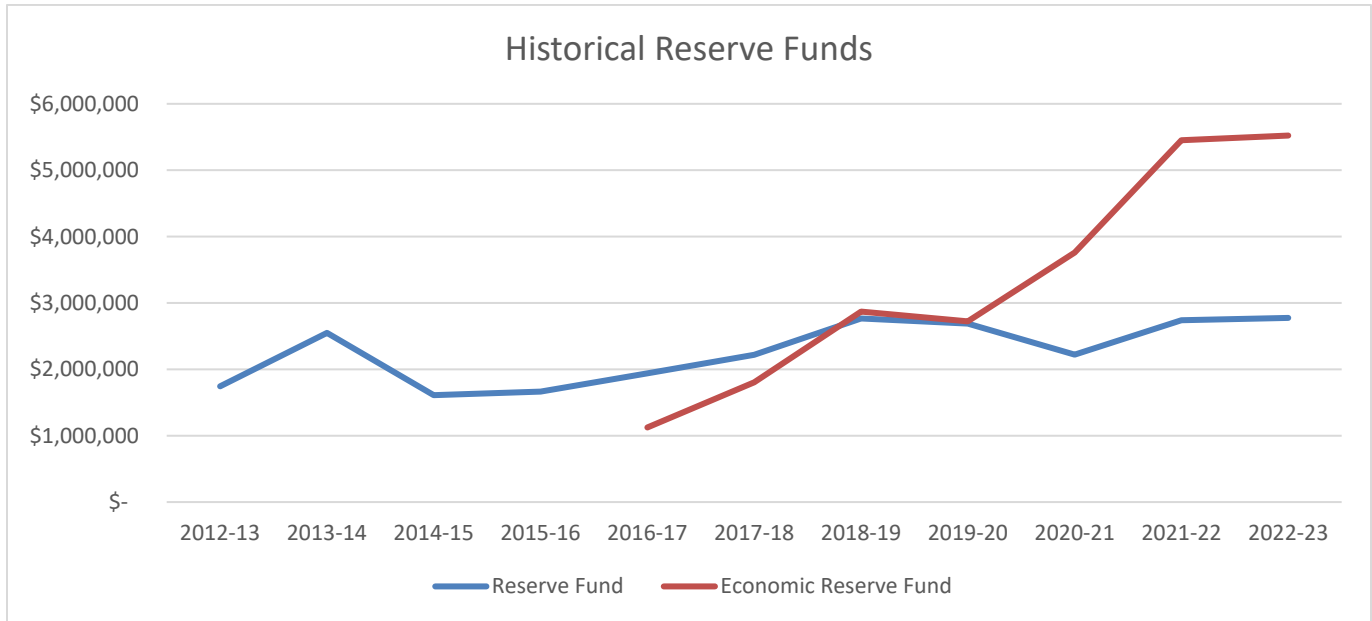


The below table shows the above graphical data for all operating funds expenses excluding the general fund in a table format:

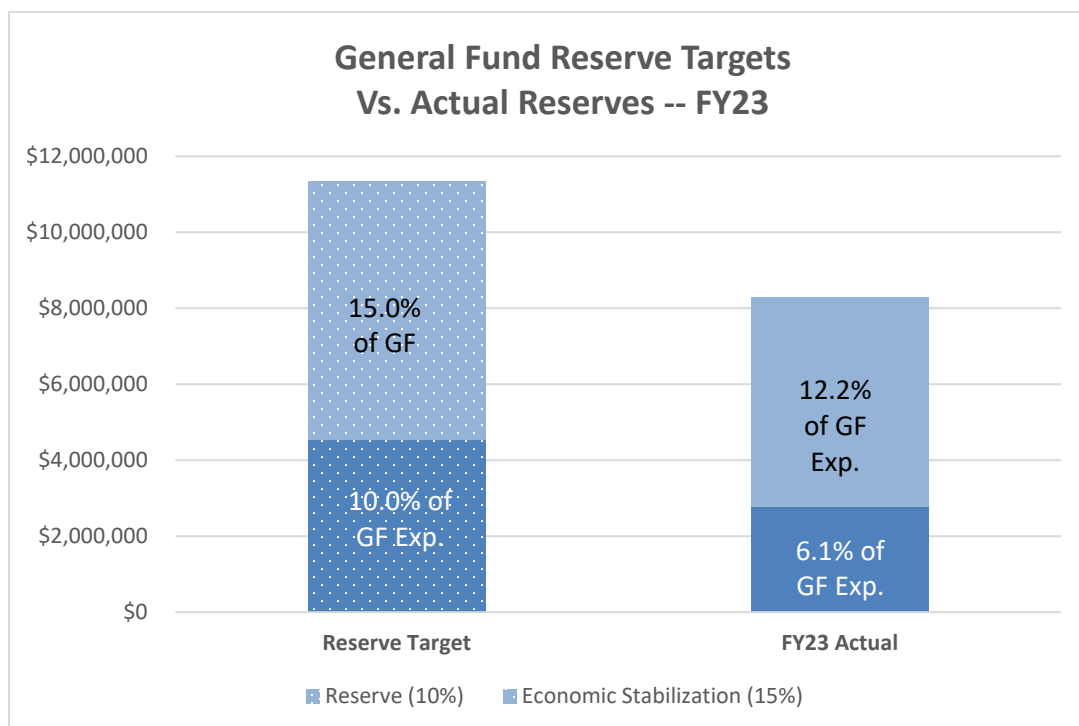
Operating Fund Expenses (excluding General Fund)	2022-23 Adopted Budget	2023-24 Department Requested Pre-Workshop
Capital Outlay	\$44,162,949	\$11,239,524
Services and Supplies	\$19,604,573	\$20,269,554
Salaries & Benefits	\$16,189,791	\$16,132,801
Transfers Out	\$11,575,319	\$10,535,127
Debt Service	\$2,218,956	\$2,104,199
Support of Other	\$1,015,792	\$3,022,334
Landfill Closure	\$0	\$50,000
Contingency	\$10,000	\$0
Total Expenses	\$94,777,381	\$63,105,899

The current Mono County Budget Policy, last adopted in April 2022, states that Mono County will maintain a reserve balance of at least 10% of the average annual general fund expenditures and maintain an economic stabilization balance of at least 15% of the average annual general fund expenditures.

The below table provides a Summary of Reserves and Economic Stabilization.



The below graph provides a comparison of General Fund Reserve and Economic Stabilization Fund balance targets based on Mono County Budget Policy. Staff will be requesting that the Board appropriate one-time funds to bring both of these to policy level this fiscal year.



Changes in significant general revenue categories are summarized in the table below:

SIGNIFICANT EXPENSE CATEGORY	FY 2022-23	FY 2023-24	Change	% Change
Prop Tax -Current Secured	21,165,000	21,589,000	424,000	2.00%
Prop Tax -Current Unsecured	1,292,000	1,356,000	64,000	0.30%
Prop Tax -Unitary	715,000	715,000	0	0.00%
Prop Tax -Excess Eraf	1,000,000	500,000	-500,000	-2.36%
Sales & Use Tax	653,000	693,000	40,000	0.19%
Transient Occupancy Tax	2,967,000	2,918,000	-49,000	-0.23%
Vlf In Lieu	2,097,866	2,170,449	72,583	0.34%
Court Fines & Penalties	607,000	589,000	-18,000	-0.09%
Fed: In Lieu Taxes (Pilt)	1,448,966	1,448,966	0	0.00%
Professional Service Fees	2,175,745	2,175,745	0	0.00%

General Revenues for FY2023-24 are conservative at this time, with only a 2% increase for secured property taxes and .3% for unsecured property taxes. These projections will be updated based on the final property tax roll for the recommended budget.

The following attachments give a closer look at the current department requested Budget for Board feedback during the workshop.

Attachment A - Overview of Department requests (line item detail in Attachment C)

Attachment B - Detail of department requests falling outside the tolerance

Attachment C - Department detail for Budget units by functional area

Attachment D - Preliminary Allocation List FY 2023-24

Attachment E - Recommendations for one time Funding

Kind Regards,



Mary Booher, Acting Mono County CAO

Attachment A

Overview of department requests

(line item detail of this section in Attachment C)

**Non-Departmental
General Fund**

	FY 2022-2023 Adopted Budget	FY 2023-2024 Preliminary	NET Increase (Decrease)	% change Increase (Decrease)
Contributions and Transfers				
Revenues	150,000	150,000	-	0.00%
Expenses	2,936,000	2,070,496	(865,504)	-29.48%
Net Cost	2,786,000	1,920,496	(865,504)	-31.07%
General Revenues				
Revenues	36,013,292	36,019,115	5,823	0.02%
Expenses	-	-	-	0.00%
Net Cost	(36,013,292)	(36,019,115)	(5,823)	0.02%
Court MOE				
Revenues	-	-	-	0.00%
Expenses	728,880	618,880	(110,000)	-15.09%
Net Cost	728,880	618,880	(110,000)	-15.09%
General Fund Contingency				
Revenues	-	-	-	0.00%
Expenses	463,660	463,600	(60)	-0.01%
Net Cost	463,660	463,600	(60)	-0.01%
TOTAL NET COST	\$ (32,034,752)	\$ (33,016,139)	\$ (981,387)	3.06%

**Non-Departmental
Non-General Fund**

	FY 2022-2023 Adopted Budget	FY 2023-2024 Preliminary	NET Increase (Decrease)	% change Increase (Decrease)	Estimated Fund Balance June 2023
Economic Stabilization					
Revenues	500,000	-	(500,000)	-100.00%	
Expenses	-	-	-	0.00%	
Net Cost	(500,000)	-	500,000	-100.00%	5,966,806
Debt Service Fund					
Revenues	2,139,748	2,009,992	(129,756)	-6.06%	
Expenses	1,895,644	1,781,738	(113,906)	-6.01%	
Net Cost	(244,104)	(228,254)	15,850	-6.49%	1,208,718
General Reserve					
Revenues	-	-	-	0.00%	
Expenses	-	-	-	0.00%	
Net Cost	-	-	-	0.00%	2,746,772
Disaster Assistance Fund					
Revenues	81,000	468,750	387,750	478.70%	
Expenses	93,702	500,000	406,298	433.60%	
Net Cost	12,702	31,250	18,548	146.02%	393,337
Cannabis Tax Fund					
Revenues	61,900	40,400	(21,500)	-34.73%	
Expenses	2,500	3,000	500	20.00%	
Net Cost	(59,400)	(37,400)	22,000	-37.04%	205,412
TOTAL NET COST	\$ (790,802)	\$ (234,404)	\$ (790,802)	100.00%	\$ 10,521,046

Governance and Administration

General Fund		FY 2022-2023 Adopted Budget	FY 2023-2024 Preliminary	NET Increase (Decrease)	% change Increase (Decrease)
Assessor					
	Revenues	430,350	350,767	(79,583)	-18.49%
	Expenses	1,317,896	1,613,702	295,806	22.45%
	Net Cost	887,546	1,262,935	375,389	42.30%
Clerk Recorder					
	Revenues	148,005	89,127	(58,878)	-39.78%
	Expenses	552,914	581,793	28,879	5.22%
	Net Cost	404,909	492,666	87,757	21.67%
Board of Supervisors					
	Revenues	1,700	956	(744)	-43.76%
	Expenses	692,456	712,094	19,638	2.84%
	Net Cost	690,756	711,138	20,382	2.95%
Elections					
	Revenues	70,098	16,440	(53,658)	-76.55%
	Expenses	362,564	298,456	(64,108)	-17.68%
	Net Cost	292,466	282,016	(10,450)	-3.57%
County Administration					
	Revenues	2,800	2,800	-	0.00%
	Expenses	2,429,105	1,478,641	(950,464)	-39.13%
	Net Cost	2,426,305	1,475,841	(950,464)	-39.17%
Human Resources					
	Revenues	-	-	-	0.00%
	Expenses	-	370,759	370,759	0.00%
	Net Cost	-	370,759	370,759	0.00%
County Counsel					
	Revenues	5,000	3,285	(1,715)	-34.30%
	Expenses	1,281,667	1,360,923	79,256	6.18%
	Net Cost	1,276,667	1,357,638	80,971	6.34%
Finance					
	Revenues	498,542	528,014	29,472	5.91%
	Expenses	2,255,999	2,398,418	142,419	6.31%
	Net Cost	1,757,457	1,870,404	112,947	6.43%
Information Technology					
	Revenues	297,000	281,500	(15,500)	-5.22%
	Expenses	1,980,220	2,067,584	87,364	4.41%
	Net Cost	1,683,220	1,786,084	102,864	6.11%
TOTAL NET COST		\$ 9,419,327	\$ 9,609,482	\$ 190,155	2.02%

Governance and Administration

Non-General Fund

	FY 2022-2023 Adopted Budget	FY 2023-2024 Preliminary	NET Increase (Decrease)	% change Increase (Decrease)	Estimated Fund Balance June 2023
Clerk Micrographics					
Revenues	12,000	7,000	(5,000)	-41.67%	
Expenses	17,250	24,900	7,650	44.35%	
Net Cost	5,250	17,900	12,650	240.95%	106,691
Clerk Modernization					
Revenues	32,000	32,000	-	0.00%	
Expenses	182,760	93,500	(89,260)	-48.84%	
Net Cost	150,760	61,500	(89,260)	-59.21%	175,522
Workforce Development					
Revenues	65,000	60,000	(5,000)	-7.69%	
Expenses	162,500	132,500	(30,000)	-18.46%	
Net Cost	97,500	72,500	(25,000)	-25.64%	164,549
Law Library					
Revenues	3,000	3,000	-	0.00%	
Expenses	13,150	13,150	-	0.00%	
Net Cost	10,150	10,150	-	0.00%	31,401
TOTAL NET COST	\$ 263,660	\$ 162,050	\$ (101,610)	-38.54%	\$ 478,162

Housing and Community Development
General Fund

	FY 2022-2023 Adopted Budget	FY 2023-2024 Preliminary	NET Increase (Decrease)	% change Increase (Decrease)
Planning				
Revenues	185,000	271,000	86,000	46.49%
Expenses	1,178,949	1,527,848	348,899	29.59%
Net Cost	993,949	1,256,848	262,899	26.45%
Planning Commission				
Revenues	-	-	-	0.00%
Expenses	17,798	15,011	(2,787)	-15.66%
Net Cost	17,798	15,011	(2,787)	-15.66%
Building Inspector				
Revenues	170,000	170,000	-	0.00%
Expenses	576,150	623,356	47,206	8.19%
Net Cost	406,150	453,356	47,206	11.62%
Code Enforcement				
Revenues	31,290	31,190	(100)	-0.32%
Expenses	279,841	308,419	28,578	10.21%
Net Cost	248,551	277,229	28,678	11.54%
Housing				
Revenues	-	-	-	0.00%
Expenses	15,000	183,980	168,980	1126.53%
Net Cost	15,000	183,980	168,980	1126.53%
TOTAL NET COST	\$ 1,681,447	\$ 2,186,423	\$ 504,975	30.03%

Housing and Community Development
Non-General Fund

	FY 2022-2023 Adopted Budget	FY 2023-2024 Preliminary	NET Increase (Decrease)	% change Increase (Decrease)	Estimated Fund Balance June 2023
Geothermal					
Revenues	200,000	200,000	-	0.00%	
Expenses	200,000	200,000	-	0.00%	
Net Cost	-	-	-	0.00%	124,836
Community Development Grants					
Revenues	504,415	150,000	(354,415)	-70.26%	
Expenses	504,415	150,000	(354,415)	-70.26%	
Net Cost	-	-	-	0.00%	TBD
CASp					
Revenues	2,000	2,000	-	0.00%	
Expenses	2,000	2,000	-	0.00%	
Net Cost	-	-	-	0.00%	7,426
Community Beautification Fund					
Revenues	-	-	-	0.00%	
Expenses	-	-	-	0.00%	
Net Cost	-	-	-	0.00%	132,770
Affordable Housing					
Revenues	367,000	30,000	(337,000)	-91.83%	
Expenses	276,200	260,000	(16,200)	-5.87%	
Net Cost	(90,800)	230,000	320,800	-353.30%	565,014
CDBG/HOME Grants					
Revenues	500,000	500,000	-	0.00%	
Expenses	500,000	500,000	-	0.00%	
Net Cost	-	-	-	0.00%	TBD
TOTAL NET COST	\$ (90,800)	\$ 230,000	\$ 320,800	-353.30%	\$ 830,046

Economic Development
General Fund

	FY 2022-2023 Adopted Budget	FY 2023-2024 Preliminary	NET Increase (Decrease)	% change Increase (Decrease)
Economic Development				
Revenues	20,000	-	(20,000)	-100.00%
Expenses	625,204	605,626	(19,578)	-3.13%
Net Cost	605,204	605,626	422	0.07%
Farm Advisor				
Revenues	-	-	-	0.00%
Expenses	52,497	50,427	(2,070)	-3.94%
Net Cost	52,497	50,427	(2,070)	-3.94%
TOTAL NET COST	\$ 657,701	\$ 656,053	\$ (1,648)	-0.25%

Economic Development
Non-General Fund

	FY 2022-2023 Adopted Budget	FY 2023-2024 Preliminary	NET Increase (Decrease)	% change Increase (Decrease)	Estimated Fund Balance June 2023
Tourism					
Revenues	334,825	335,000	175	0.05%	
Expenses	372,340	372,540	200	0.05%	
Net Cost	37,515	37,540	25	0.07%	249,483
					**Policy fund balance
Community Support Program					
Revenues	62,500	62,500	-	0.00%	
Expenses	80,700	77,700	(3,000)	-3.72%	
Net Cost	18,200	15,200	(3,000)	-16.48%	10,328
Fish Enhancement					
Revenues	100,250	100,250	-	0.00%	
Expenses	129,250	129,250	-	0.00%	
Net Cost	29,000	29,000	-	0.00%	8,505
Fish & Game Porpogation					
Revenues	7,900	7,900	-	0.00%	
Expenses	87,456	46,339	(41,117)	-47.01%	
Net Cost	79,556	38,439	(41,117)	-51.68%	34,866
Economic Development CDBG grants					
Revenues	-	-	-	0.00%	
Expenses	-	-	-	0.00%	
Net Cost	-	-	-	0.00%	
Eastern Sierra Sustainable Recreation					
Revenues	351,586	409,125	57,539	16.37%	
Expenses	371,222	431,232	60,010	16.17%	
Net Cost	19,636	22,107	2,471	12.58%	581,187
TOTAL NET COST	\$ 183,907	\$ 142,286	\$ (41,621)	-22.63%	\$ 884,368

Public Safety and Protection
General Fund

		FY 2022-2023 Adopted Budget	FY 2023-2024 Preliminary	NET Increase (Decrease)	% change Increase (Decrease)
Animal Services					
	Revenues	29,000	24,000	(5,000)	-17.24%
	Expenses	639,685	652,598	12,913	2.02%
	Net Cost	610,685	628,598	17,913	2.93%
Public Defender					
	Revenues	15,000	11,000	(4,000)	-26.67%
	Expenses	1,021,868	750,000	(271,868)	-26.61%
	Net Cost	1,006,868	739,000	(267,868)	-26.60%
Grand Jury					
	Revenues	-	-	-	0.00%
	Expenses	14,000	18,000	4,000	28.57%
	Net Cost	14,000	18,000	4,000	28.57%
Ag Commissioner					
	Revenues	146,823	-	(146,823)	-100.00%
	Expenses	253,214	250,000	(3,214)	-1.27%
	Net Cost	106,391	250,000	143,609	134.98%
Emergency Services - OEM					
	Revenues	127,719	303,656	175,937	137.75%
	Expenses	127,719	461,995	334,276	261.73%
	Net Cost	-	158,339	158,339	0.00%
District Attorney					
	Revenues	392,929	311,663	(81,266)	-20.68%
	Expenses	2,071,621	2,302,357	230,736	11.14%
	Net Cost	1,678,692	1,990,694	312,002	18.59%
Victim Witness					
	Revenues	251,646	251,963	317	0.13%
	Expenses	251,668	251,713	45	0.02%
	Net Cost	22	(250)	(272)	-1217.35%
Emergency Medical Services					
	Revenues	2,589,250	2,743,750	154,500	5.97%
	Expenses	4,578,462	5,112,517	534,055	11.66%
	Net Cost	1,989,212	2,368,767	379,555	19.08%
IT Radio					
	Revenues	19,100	20,100	1,000	5.24%
	Expenses	394,284	476,948	82,664	20.97%
	Net Cost	375,184	456,848	81,664	21.77%
Probation					
	Revenues	375,123	448,962	73,839	19.68%
	Expenses	1,740,118	2,162,928	422,809	24.30%
	Net Cost	1,364,995	1,713,966	348,970	25.57%
Juvenile Probation					
	Revenues	11,000	22,500	11,500	104.55%
	Expenses	11,000	20,000	9,000	81.82%
	Net Cost	-	(2,500)	(2,500)	0.00%

Public Safety and Protection
General Fund

		FY 2022-2023 Adopted Budget	FY 2023-2024 Preliminary	NET Increase (Decrease)	% change Increase (Decrease)
Sheriff					
	Revenues	1,710,637	1,904,463	193,826	11.33%
	Expenses	7,651,968	8,531,261	879,294	11.49%
	Net Cost	5,941,331	6,626,798	685,468	11.54%
Jail					
	Revenues	455,756	688,710	232,954	51.11%
	Expenses	3,549,743	3,978,039	428,296	12.07%
	Net Cost	3,093,987	3,289,329	195,342	6.31%
Court Security					
	Revenues	779,291	776,679	(2,612)	-0.34%
	Expenses	767,757	765,172	(2,585)	-0.34%
	Net Cost	(11,534)	(11,507)	27	-0.23%
Boating Law Enforcement					
	Revenues	240,915	240,915	-	0.00%
	Expenses	240,915	240,915	(0)	0.00%
	Net Cost	0	-	(0)	-100.00%
Search and Rescue					
	Revenues	-	-	-	0.00%
	Expenses	39,332	39,332	-	0.00%
	Net Cost	39,332	39,332	-	0.00%
TOTAL NET COST					
		<u>\$ 16,209,164</u>	<u>\$ 18,265,413</u>	<u>\$ 2,056,249</u>	<u>12.69%</u>

Public Safety and Protection
Non-General Fund

	FY 2022-2023 Adopted Budget	FY 2023-2024 Preliminary	NET Increase (Decrease)	% change Increase (Decrease)	Estimated Fund Balance June 2023
Spay Neuter Trust					
Revenues	-	1,000	1,000	0.00%	
Expenses	2,000	2,000	-	0.00%	
Net Cost	2,000	1,000	(1,000)	-50.00%	-
Animal Welfare					
Revenues	-	-	-	0.00%	
Expenses	-	-	-	0.00%	
Net Cost	-	-	-	0.00%	29,769
Homeland Security Grant Program					
Revenues	265,450	-	(265,450)	-100.00%	
Expenses	265,450	-	(265,450)	-100.00%	
Net Cost	-	-	-	0.00%	-
District Attorney CalMet Program					
Revenues	125,000	125,000	-	0.00%	
Expenses	125,000	70,000	(55,000)	-44.00%	
Net Cost	-	(55,000)	(55,000)	0.00%	282,471
District Attorney Diversion Program					
Revenues	7,000	7,000	-	0.00%	
Expenses	7,000	7,000	-	0.00%	
Net Cost	-	-	-	0.00%	22,967
Unfair Competition Fund					
Revenues	-	-	-	0.00%	
Expenses	-	-	-	0.00%	
Net Cost	-	-	-	0.00%	9,348
Probation CCP 2011					
Revenues	976,722	1,013,405	36,683	3.76%	
Expenses	733,424	833,424	100,000	13.63%	
Net Cost	(243,298)	(179,981)	63,317	-26.02%	1,384,131
Probation YOBG 2011					
Revenues	137,229	119,616	(17,613)	-12.83%	
Expenses	129,000	138,208	9,208	7.14%	
Net Cost	(8,229)	18,592	26,820	-325.93%	652,514
Probation SB 678 2011					
Revenues	227,576	257,466	29,890	13.13%	
Expenses	307,130	325,228	18,098	5.89%	
Net Cost	79,554	67,762	(11,792)	-14.82%	980,680
Probation JJCPA 2011					
Revenues	63,199	67,016	3,817	6.04%	
Expenses	48,012	67,016	19,004	39.58%	
Net Cost	(15,187)	(0)	15,187	-100.00%	155,227
Probation PRCS 2011					
Revenues	10,250	10,250	-	0.00%	
Expenses	10,250	10,250	-	0.00%	
Net Cost	-	-	-	0.00%	144,529
Probation BSCC 2011					
Revenues	100,000	100,000	-	0.00%	
Expenses	100,000	100,000	-	0.00%	
Net Cost	-	-	-	0.00%	389,278
Probation Juvenile Activities					
Revenues	18,887	19,759	872	4.62%	
Expenses	18,887	19,759	872	4.62%	
Net Cost	-	(0)	(0)	0.00%	122,110

Public Safety and Protection
Non-General Fund

	FY 2022-2023 Adopted Budget	FY 2023-2024 Preliminary	NET Increase (Decrease)	% change Increase (Decrease)	Estimated Fund Balance June 2023
Drug Court Grant					
Revenues	62,500	-	(62,500)	-100.00%	
Expenses	62,500	-	(62,500)	-100.00%	
Net Cost	-	-	-	0.00%	-
Local Innovation 2011 Realignment					
Revenues	6,144	1,000	(5,144)	-83.72%	
Expenses	50,000	50,000	-	0.00%	
Net Cost	43,856	49,000	5,144	11.73%	59,625
Public Health and Safety Grant (Prop 64)					
Revenues	296,908	302,482	5,574	1.88%	
Expenses	296,908	302,482	5,574	1.88%	
Net Cost	-	-	-	0.00%	DONE
Pretrial Release Program					
Revenues	329,601	253,759	(75,842)	-23.01%	
Expenses	329,601	253,759	(75,842)	-23.01%	
Net Cost	0	-	(0)	-100.00%	0
SB 823 Juv Justice Realign Block Grant					
Revenues	250,000	250,000	-	0.00%	
Expenses	-	1,250	1,250	0.00%	
Net Cost	(250,000)	(248,750)	1,250	-0.50%	510,832
Off Highway Vehicle Fund					
Revenues	49,515	52,888	3,373	6.81%	
Expenses	49,515	52,888	3,373	6.81%	
Net Cost	-	-	-	0.00%	63,334
Court Security 2011 Realignment					
Revenues	606,128	618,770	12,642	2.09%	
Expenses	779,291	776,679	(2,612)	-0.34%	
Net Cost	173,163	157,909	(15,254)	-8.81%	778,216
Inmate Welfare Trust					
Revenues	37,500	27,000	(10,500)	-28.00%	
Expenses	37,500	47,500	10,000	26.67%	
Net Cost	-	20,500	20,500	0.00%	48,673
Medicated Assisted Treatment Program					
Revenues	-	-	-	0.00%	
Expenses	15,800	-	(15,800)	-100.00%	
Net Cost	15,800	-	(15,800)	-100.00%	271
CalAim Path Grant					
Revenues	50,000	-	(50,000)	-100.00%	
Expenses	50,000	50,000	-	0.00%	
Net Cost	-	50,000	50,000	0.00%	667
Sheriff Auto Fingerprint (VC 9250.19)					
Revenues	-	-	-	0.00%	
Expenses	-	-	-	0.00%	
Net Cost	-	-	-	0.00%	79,622
Sheriff Wellness and Mental Health					
Revenues	-	-	-	0.00%	
Expenses	-	20,000	20,000	0.00%	
Net Cost	-	20,000	20,000	0.00%	236
Mono ABX83 DNA ID					
Revenues	-	-	-	0.00%	
Expenses	-	-	-	0.00%	
Net Cost	-	-	-	0.00%	425,289
TOTAL NET COST	\$ (202,340)	\$ (98,969)	\$ 103,371	-51.09%	\$ 6,139,786

Roads and Infrastructure

General Fund		FY 2022-2023 Adopted Budget	FY 2023-2024 Preliminary	NET Increase (Decrease)	% change Increase (Decrease)
Engineering					
Revenues		110,000	70,000	(40,000)	-36.36%
Expenses		1,056,277	1,089,205	32,928	3.12%
Net Cost		946,277	1,019,205	72,928	7.71%
Facilities					
Revenues		50,000	60,000	10,000	20.00%
Expenses		3,135,837	3,654,607	518,771	16.54%
Net Cost		3,085,837	3,594,607	508,771	16.49%
TOTAL NET COST		<u>\$ 4,032,113</u>	<u>\$ 4,613,812</u>	<u>\$ 581,699</u>	<u>14.43%</u>

Roads and Infrastructure

Non-General Fund		FY 2022-2023	FY 2023-2024	NET	% change	Estimated Fund
		Adopted Budget	Preliminary	Increase (Decrease)	Increase (Decrease)	Balance June 2023
Road						
	Revenues	4,313,591	3,902,758	(410,833)	-9.52%	
	Expenses	4,638,028	4,978,580	340,553	7.34%	
	Net Cost	324,437	1,075,822	751,386	231.60%	TBD
Airport Enterprise						
	Revenues	25,200	22,842	(2,358)	-9.36%	
	Expenses	39,899	48,759	8,860	22.21%	
	Net Cost	14,699	25,917	11,218	76.32%	(32,186)
Cemetery Enterprise Fund						
	Revenues	5,300	6,200	900	16.98%	
	Expenses	22,200	25,000	2,800	12.61%	
	Net Cost	16,900	18,800	1,900	11.24%	67,307
Campground Enterprise Fund						
	Revenues	41,000	42,000	1,000	2.44%	
	Expenses	40,168	44,000	3,832	9.54%	
	Net Cost	(832)	2,000	2,832	-340.38%	157,625
Public Safety Power Shutoff						
	Revenues	-	-	-	0.00%	
	Expenses	45,000	-	(45,000)	-100.00%	
	Net Cost	45,000	-	(45,000)	-100.00%	854
Solid Waste Enterprise Fund						
	Revenues	1,625,713	1,972,400	346,687	21.33%	
	Expenses	3,181,743	2,841,318	(340,425)	-10.70%	
	Net Cost	1,556,030	868,918	(687,112)	-44.16%	TBD
Solid Waste Accelerated Landfill Closure						
	Revenues	150,000	150,000	-	0.00%	
	Expenses	-	150,000	150,000	0.00%	
	Net Cost	(150,000)	-	150,000	-100.00%	TBD
Solid Waste Parcel Fees						
	Revenues	825,000	825,000	-	0.00%	
	Expenses	825,000	375,000	(450,000)	-54.55%	
	Net Cost	-	(450,000)	(450,000)	0.00%	TBD
Development Impact Fees						
	Revenues	-	2,000	2,000	0.00%	
	Expenses	-	-	-	0.00%	
	Net Cost	-	(2,000)	(2,000)	0.00%	236,179
DIF - Mitigate Impact of Provate Road Creation						
	Revenues	-	-	-	0.00%	
	Expenses	-	-	-	0.00%	
	Net Cost	-	-	-	0.00%	134,104
TOTAL NET COST		\$ 1,806,233	\$ 1,539,458	\$ (266,776)	-14.77%	\$ 563,884

Health and Human Services

General Fund

	FY 2022-2023 Adopted Budget	FY 2023-2024 Preliminary	NET Increase (Decrease)	% change Increase (Decrease)
Veteran Services				
Revenues	-	-	-	0.00%
Expenses	50,000	50,000	-	0.00%
Net Cost	50,000	50,000	-	0.00%
TOTAL NET COST	<u>\$ 50,000</u>	<u>\$ 50,000</u>	<u>\$ -</u>	<u>0.00%</u>

Health and Human Services

Non-General Fund		FY 2022-2023 Adopted Budget	FY 2023-2024 Preliminary	NET Increase (Decrease)	% change Increase (Decrease)	Estimated Fund Balance June 2023
Behavioral Health						
	Revenues	1,614,164	1,288,590	(325,574)	-20.17%	
	Expenses	1,614,254	1,364,964	(249,290)	-15.44%	
	Net Cost	90	76,374	76,284	84731.66%	see below
Alcohol and Drug Program						
	Revenues	1,495,421	1,402,254	(93,167)	-6.23%	
	Expenses	1,495,529	1,475,591	(19,938)	-1.33%	
	Net Cost	108	73,337	73,229	67741.58%	see below
	<i>Total Net Cost Behavioral Health Fund</i>	\$ 198	\$ 149,711	\$ 149,513	75461.85%	TBD
Mental Health Service Act						
	Revenues	2,382,358	4,051,498	1,669,140	70.06%	
	Expenses	4,542,715	5,173,693	630,978	13.89%	
	Net Cost	2,160,357	1,122,195	(1,038,162)	-48.06%	TBD
Behavioral Health 2011 Realignment						
	Revenues	560,254	622,631	62,377	11.13%	
	Expenses	1,091,384	895,460	(195,924)	-17.95%	
	Net Cost	531,130	272,829	(258,301)	-48.63%	TBD
Maddy EMS Fund						
	Revenues	43,000	68,000	25,000	58.14%	
	Expenses	10,879	17,204	6,325	58.14%	
	Net Cost	(32,121)	(50,796)	(18,675)	58.14%	701,452
Public Health						
	Revenues	4,791,422	4,394,714	(396,708)	-8.28%	
	Expenses	4,828,645	5,224,119	395,474	8.19%	
	Net Cost	37,224	829,405	792,181	2128.16%	TBD
Public Health Education						
	Revenues	326,022	346,127	20,105	6.17%	
	Expenses	326,045	346,160	20,115	6.17%	
	Net Cost	23	33	10	42.64%	TBD
Bio-Terrorism						
	Revenues	349,740	313,169	(36,571)	-10.46%	
	Expenses	349,763	313,196	(36,567)	-10.45%	
	Net Cost	23	27	4	19.06%	TBD
Environmental Health						
	Revenues	999,184	1,008,289	9,105	0.91%	
	Expenses	999,254	1,008,515	9,261	0.93%	
	Net Cost	70	226	156	221.44%	TBD
Prop 99 Public Health Education						
	Revenues	150,000	150,000	-	0.00%	
	Expenses	150,000	165,000	15,000	10.00%	
	Net Cost	-	15,000	15,000	0.00%	TBD
Prop 56 Public Health Education						
	Revenues	150,000	150,000	-	0.00%	
	Expenses	150,000	150,000	-	0.00%	
	Net Cost	-	-	-	0.00%	TBD
Social Services						
	Revenues	6,935,781	6,894,147	(41,634)	-0.60%	
	Expenses	6,090,184	6,254,737	164,553	2.70%	
	Net Cost	(845,597)	(639,410)	206,187	-24.38%	see below
Aid Program						
	Revenues	-	-	-	0.00%	
	Expenses	722,434	722,434	-	0.00%	
	Net Cost	722,434	722,434	-	0.00%	see below

Health and Human Services

Non-General Fund		FY 2022-2023	FY 2023-2024	NET	% change	Estimated Fund
		Adopted Budget	Preliminary	Increase (Decrease)	Increase (Decrease)	Balance June 2023
General Relief						
	Revenues	15,000	15,000	-	0.00%	
	Expenses	15,000	15,000	-	0.00%	
	Net Cost	-	-	-	0.00%	see below
Senior Program						
	Revenues	640,209	440,704	(199,505)	-31.16%	
	Expenses	640,237	463,094	(177,144)	-27.67%	
	Net Cost	28	22,390	22,361	78653.43%	see below
Public Guardian PAPG program						
	Revenues	87,746	107,210	19,464	22.18%	
	Expenses	87,746	107,210	19,464	22.18%	
	Net Cost	-	-	-	0.00%	see below
	<i>Total Net Cost - Social Services Fund</i>	(123,135)	105,413	228,548	-185.61%	TBD
Workforce Investment Act						
	Revenues	120,000	120,000	-	0.00%	
	Expenses	120,000	120,000	-	0.00%	
	Net Cost	-	-	-	0.00%	TBD
County Children's Trust Fund						
	Revenues	27,037	27,037	-	0.00%	
	Expenses	27,037	27,037	-	0.00%	
	Net Cost	-	-	-	0.00%	TBD
WRAP						
	Revenues	-	-	-	0.00%	
	Expenses	-	25,000	25,000	0.00%	
	Net Cost	-	25,000	25,000	0.00%	TBD
DSS 1991 Realignment						
	Revenues	864,479	788,572	(75,907)	-8.78%	
	Expenses	864,479	788,572	(75,907)	-8.78%	
	Net Cost	-	-	-	0.00%	TBD
DSS 2011 Realignment						
	Revenues	1,370,984	1,507,120	136,136	9.93%	
	Expenses	1,370,984	1,507,120	136,136	9.93%	
	Net Cost	-	-	-	0.00%	TBD
State/Fed Public Administration Advances						
	Revenues	4,157,987	3,665,317	(492,670)	-11.85%	
	Expenses	-	-	-	0.00%	TBD
	Net Cost	-	-	-	0.00%	TBD
State/Fed Public Program Advances						
	Revenues	275,577	265,326	(10,251)	-3.72%	
	Expenses	275,577	265,326	(10,251)	-3.72%	
	Net Cost	-	-	-	0.00%	TBD
TOTAL NET COST		\$ 2,573,769	\$ 2,469,044	\$ (104,726)	-4.07%	\$ 701,452

Other Community Services
Non-General Fund

	FY 2022-2023 Adopted Budget	FY 2023-2024 Preliminary	NET Increase (Decrease)	% change Increase (Decrease)	Estimated Fund Balance June 2023
CSA 1					
Revenues	212,900	250,916	38,016	17.86%	
Expenses	369,817	944,500	574,683	155.40%	
Net Cost	156,917	693,584	536,667	342.01%	TBD
CSA 2					
Revenues	-	2,500	2,500	0.00%	
Expenses	-	63,500	63,500	0.00%	
Net Cost	-	61,000	61,000	0.00%	256,621
CSA 5					
Revenues	69,332	69,332	-	0.00%	
Expenses	585,000	585,000	-	0.00%	
Net Cost	515,668	515,668	-	0.00%	TBD
Zones of Benefit					
Revenues	146,000	164,000	18,000	12.33%	
Expenses	325,000	85,000	(240,000)	-73.85%	
Net Cost	179,000	(79,000)	(258,000)	-144.13%	1,456,791
Conway Ranch					
Revenues	67,300	40,453	(26,847)	-39.89%	
Expenses	71,133	40,456	(30,678)	-43.13%	
Net Cost	3,833	3	(3,831)	-99.93%	9,495
TOTAL NET COST	\$ 855,418	\$ 1,191,255	\$ 335,836	39.26%	\$ 1,722,906

Capital Investments

Non-General Fund

	FY 2022-2023 Adopted Budget	FY 2023-2024 Preliminary	NET Increase (Decrease)	% change Increase (Decrease)	Estimated Fund Balance June 2023
CIP					
Revenues	301,602	-	(301,602)	-100.00%	
Expenses	332,002	200,000	(132,002)	-39.76%	
Net Cost	30,400	200,000	169,600	557.89%	108,704
CIP Criminal Justice Facility					
Revenues	25,000,000	-	(25,000,000)	-100.00%	
Expenses	30,937,152	2,000,000	(28,937,152)	-93.54%	
Net Cost	5,937,152	2,000,000	(3,937,152)	-66.31%	6,016,872
CIP Emergency Communications System					
Revenues	-	-	-	0.00%	
Expenses	91,000	89,000	(2,000)	-2.20%	
Net Cost	91,000	89,000	(2,000)	-2.20%	-
Local Assistance Resources					
Revenues	-	-	-	0.00%	
Expenses	-	-	-	0.00%	
Net Cost	-	-	-	0.00%	5,092,933
State & Federal Road Construction					
Revenues	6,078,476	4,900,000	(1,178,476)	-19.39%	
Expenses	6,891,000	4,900,000	(1,991,000)	-28.89%	
Net Cost	812,524	-	(812,524)	-100.00%	TBD
TOTAL NET COST	\$ 6,871,076	\$ 2,289,000	\$ (4,582,076)	-66.69%	\$ 11,218,509

Insurance ISF
Non-General Fund

	FY 2022-2023 Adopted Budget	FY 2023-2024 Preliminary	NET Increase (Decrease)	% change Increase (Decrease)	Estimated Fund Balance June 2023
Insurance ISF					
Revenues	2,570,359	2,569,959	(400)	-0.02%	
Expenses	2,843,869	2,838,260	(5,609)	-0.20%	
Net Cost	273,510	268,301	(5,209)	-1.90%	3,545,845
Copier Pool ISF					
Revenues	108,200	111,200	3,000	2.77%	
Expenses	112,724	118,224	5,500	4.88%	
Net Cost	4,524	7,024	2,500	55.26%	84,299
Tech Refresh ISF					
Revenues	892,925	836,684	(56,241)	-6.30%	
Expenses	892,925	904,313	11,388	1.28%	
Net Cost	-	67,629	67,629	0.00%	8,126
Fleet Services ISF					
Revenues	2,718,117	2,908,357	190,240	7.00%	
Expenses	4,294,729	4,209,589	(85,140)	-1.98%	
Net Cost	1,576,612	1,301,232	(275,380)	-17.47%	TBD
TOTAL NET COST	\$ 1,854,646	\$ 1,644,186	\$ (210,460)	-11.35%	\$ 3,638,270

Attachment B

Narrative of department requests outside the tolerance

Mono County
2023-24 Budget Workshops
Variance Discussion

This section is intended to explain any significant changes to budget requests. Staff evaluated the budgets for those significant variances, focusing primarily on those that had large changes in dollar amount and percent of change from the FY 2022-23 Adopted budget.

Some changes impact several, if not all, departments. Those changes include the following:

- Property Tax Administration Fee revenue is decreasing, based on lower costs due to vacancies in the base year used for the calculation.
- Prop 172 Revenue is increasing in the affected departments as staff aligns projections in all departments, using information from our Contracted Sales Tax consultant, HdL.
- Salaries and Benefits-overall, salaries and benefits should increase by approximately 3-5%.
 - This varies among departments, based on how many employees are already at the “E” step vs. how many will be eligible for a step increase.
 - Some departments did not budget the full cost for positions in FY 2022-23 as a strategy to balance the budget. This is not a best practice; therefore, the preliminary budget assumes full funding for all positions.
 - In some departments, salaries and benefits are decreasing due to a change in accounting for reimbursement from Special Revenue Funds. Now, these expenses will show up directly in the Special Revenue Funds.
- Insurance premiums-Mono County’s premiums for Workers’ Compensation premiums and General Liability insurance are stable.
 - Workers’ Compensation decreased by \$165,500 (12%) overall. This is due to a reduction in countywide injury occurrence and severity.
 - General Liability increased by \$203,000 (24%) due to an increase in the countywide number of claims that fall under the broad causality insurance category of coverages.
 - General Liability claims within a 7-year period (FY 2015-16 through FY 2021-22) are used in the calculation to distribute the GL premiums. Other factors impacting this complex calculation are department size, department claims, and the ratio of how a department’s claims compare to the county.
- Vehicle Fuel costs are generally increasing to cover increased driving now that the pandemic is contained, as well as rising fuel costs.
- Motor Pool costs are generally increasing to ensure adequate vehicle replacement funds. Additional adjustments to these rates may be included in the recommended budget.

Non-Departmental

This functional area includes all the general-purpose revenue and expenses, such as property tax, contingency, Court MOE, Disaster Assistance Fund, Operating Transfers, and Contributions to Others.

- Operating transfers out have decreased based on not including certain transfers in the preliminary budget but instead including them in the packet of items for Board consideration and action.
- The budget assumes a reduction in Cannabis taxes based on actual receipts.

Governance and Administration

Assessor (General Fund):

- Expenses have increased primarily due to full funding of all positions and General Liability Insurance.

Clerk-Recorder (General and Special Revenue Funds):

- Revenues in the General Fund and the Micrographics and Modernization Funds are decreasing due to decreased real estate transactions.

County Administration (General Fund):

For better transparency, this budget is split into four main program areas, Administration, Emergency Management, Housing, and Human Resources. In aggregate, these budgets are increasing by \$281,000 (11.4%), primarily related to activities within Housing Development. The table below summarizes this breakdown of expenses.

	FY 2022-23 Adopted Budget	FY 2023-24 Administration	FY 2023-24 Emergency Management	FY 2023-24 Housing Development	FY 2023-24 Human Resources	FY 2023-24 Total
Salaries/ Benefits	\$1,789,356	\$1,022,030	\$442,876	\$170,081	\$341,197	\$1,976,184
Services/ Supplies	\$551,704	\$368,567	\$19,119	\$173,899	\$29,562	\$591,147
Capital Assets	\$20,000			\$100,000		\$100,000
Allocated Costs	\$88,044	\$88,044				\$88,044
Total	\$2,474,105	\$1,478,641	\$461,995	\$443,980	\$370,759	\$2,755,375

Housing and Community Development

The new division of Housing Development in the County Administrator’s Office will appear under this functional area.

Building Inspector (General Fund):

- Contract Services are increasing by \$100,000, consistent with midyear budget adjustments, to fund storm damage assessments and to update prescriptive designs for Accessory Dwelling Units (ADU) and garages due to building code updates.

Code Enforcement (General Fund):

- Travel and Training costs are increasing as more trainings returning to in-person.

Planning (General Fund):

- Planning Fees are increasing to support potential increased permitting activity.
- Other Government Agencies Revenue-this reflects Community Development Block Grant funds to support staff time for the Special District Assessment.
- Salary and Benefits are increasing to reflect full funding for allocated positions.
- Contract services are increasing to support potential increased permitting activity.

Community Development Grants (non-General Fund):

- Community Development did not include the housing-related grants in this budget for FY 2023-24. Staff will ensure these grants are included in the 2023-24 budget under Housing Development.

Local Economy

Economic Development (General Fund):

- Labor Reimbursement decreased by \$20,000 due to labor market conditions, low demand for the Workforce Innovation and Opportunity Act WIOA program, and staff capacity to implement it.
- Liability Insurance decreased by \$11,408 based on the quote from an insurance provider.
- Vehicle Fuel increased by \$800 due to additional travel to trade shows, training, and conferences with a new staff person, many returning to in-person formats, and new trade show opportunities.
- Motor Pool increase of \$1,757 due to additional travel to trade shows, trainings, and conferences with a new staff person, many returning to in-person formats, and unique trade show opportunities.

Eastern Sierra Sustainable Recreation (non-General Fund):

- These costs were budgeted in a different budget in 2022-23.

Fish and Game Fine Fund (non-General Fund):

- Special Department Expenses decreased by \$41,117 due to the Board of Supervisors funding three projects in FY 22-23.

Public Safety and Protection

The new division of Housing Development in the County Administrator's Office will appear under this functional area.

Ag Commissioner (General Fund):

- Revenue projections are pending and will be included in the preliminary budget.

District Attorney (General Fund):

- Cash-outs are increasing this year for the anticipated retirement of an Investigator and cash-outs for each eligible employee per contractual obligations.
- Technology expenses are increasing due to the following:
 - Anticipates a one-time expense of \$10,000 for eCourt integration with Karpel.
 - \$2000 for annual court integration maintenance fee.
 - \$4000 for additional Karpel case management storage.
 - \$2000 increase for Lexipol contracts.
- Contract Services include the following:
 - Contract with Washoe County, Nevada Sheriff's Office for crime scene investigation, forensic services, and testimony, \$10,000 of which is reimbursed by MLPD.
 - \$75,000 for year one of a 2-year contract with Sicuro Data Analytics to comply with our obligations under PC 745, not exceeding \$150,000 in total. PC 745 was enacted to ensure racial equity within criminal charging and sentencing and places the burden on district attorney offices throughout the state to have verifiable data concerning racial equity. Additionally, it is of the utmost importance to the District Attorney's Office that we are treating everyone fairly and equitably, and it is important to root out any unconscious bias that may exist through the data received from the analysis.
- Publications & Legal Notices are increasing to cover the Westlaw subscriptions for each attorney. This also includes the cost of updating each attorney's legal code books, which are several years out of date.
- Special Department Expense: This covers the cost of blood draws and blood alcohol analysis for DUI cases, which are expected to increase based on the previous year's trends.
- Travel/training expenses are increasing substantially due to the return to in-person training requirements previously suspended due to COVID measures. This total amount covers mandatory Continuing Legal Education (CLE) for attorneys, mandatory Peace Officer Standards and Training (POST) training for investigators, as well as certification trainings and basic academies for the new deputy DA and new DA investigator.
- Motor pool expenses are decreasing due to reimbursement by the Victim/Witness grant for three vehicles which are covered under the grant.

Emergency Medical Services (General Fund):

- Stand-by Fees Revenue increased to include Mammoth Moto Cross and Mammoth Gran Prix, consistent stand-by events for Mono County EMS.
- Salaries and benefits have increased by \$283,000 (7.2%). This is based on a combination of increases and decreases, as described below:

- Overall, salaries & pension-related costs have decreased due to vacancies created by the retirement of 5 long-time employees who were at the top step and tier 1 Classic pension, then filled with new employees at “A” step and PEPRAs pension benefits.
- The budget assumes the retirement of one long-time employee during FY 2023-24, and the costs associated with that cash-out is \$40,000.
- Overtime is projected to increase by \$385,000. This reflects 20% of salaries, which is a reasonable projection in a 24-7 operation. This assumes staff will take a reasonable amount of paid leave during the year and allows those shifts to be covered by overtime.
- Uniform/Safety Gear is increasing by \$8,000 to purchase three new turnouts for new staff members and replace outdated safety gear as required by the MOU.
- Household Expenses are increasing by \$2,000 to replace worn furnishings at one of the stations.
- Workers’ Comp is decreasing by \$12,000 secondary to continued safety training and meetings to assure safe practices within the Department. More savings are possible with power load systems installed into the ambulances to limit back injuries.
- Liability Insurance decreases by \$38,000 secondary to the abovementioned areas regarding safety.
- Building/Land Maintenance is increasing by \$4,500 to improve the Walker (M1) garage. This cost will include installing an HVAC unit, insulation, and drywall. This garage is not big enough to house the ambulance, but it is where supplies and medications are kept and are not temperature regulated.
- Contract Services – Decreased by \$33,000 with the decision not to outsource billing. In the past few months, we gained access to a system allowing in-house billing to obtain updated insurance information.
- Education & Training – Increased by \$15,000 to achieve the training and classes needed for the new Captains, Training Officers, and EMS Chief. Years of leadership & instructor development have been lost with the retirement of two Captains, one Training Officer, and the loss of our previous EMS Chief to promotion to a different Department within the County. Projections also include the replacement of required training equipment that is outdated.
- Capital Equipment, \$5,000+ – Request of \$162,688 for the following items:
 - Feedback mannequins that train staff with the most up-to-date equipment.
 - Two new power load systems and two new gurneys for existing ambulances, enhancing employee safety.

Information Technology Radio (General Fund):

- The telephone/communications budget is increasing to cover expenses for connection to Digital 395 for remote locations, including repeater sites and the new CRIS radio system.
- Rents and leases are increasing to cover the costs of repeater sites previously budgeted in other budget units.

Probation (General Fund):

- Salaries and Benefits are increasing by \$361,283 (25.7%) due to including full funding for all allocated positions for FY 2023-24. Including filling two vacant positions under hard-to-fill authorization.

- Vehicle Fuel is increasing by \$5,000 (33%) due to more training being held in person in 2023-24, Increased cost of fuel - 14 cents per gallon added for fuel system surcharge, and filling two vacant allocated positions will increase travel for core training.
- Motor Pool is increasing by \$56,802 (98%). Of which \$36,400.00 is from the new annual contribution fee. The additional increase is for more travel for in-person training and in-person home contacts with probationer's post-pandemic. Public works calculated motor pool estimates.

Juvenile Probation (General Fund):

- Title IV-E Revenues are decreasing by \$3,500 (58%) due to currently having no Juveniles in placement.
- Youthful Offender Block Grant (YOBG) Transfer In is increasing by \$15,000 (300%) due to reduced Title IV-E revenues and increased food, fuel, and motor pool expenses.
- Food Expenses are increasing by \$1,300 (108%) due to the increased cost of bottled water, increased usage at both offices, and no longer delivered to Bridgeport, so purchasing at retail prices when necessary.
- Vehicle Fuel is increasing by \$2,700 (56%) due to more in-person training in 2023-24. The increased cost of fuel, .14 cents per gallon added for fuel system surcharge, and filling one vacant allocated position (Juvenile Officer/School Resource Officer) will increase travel for core training.
- Motor Pool is increasing by \$5,000 (100%). The additional increase is for more travel for in-person training and filling vacant allocated Juvenile Officer/School Resource Officer.

Sheriff (General Fund):

- Salary and Benefits increased \$851,755 (18%) due to increases in PERS and Health benefits and the recently ratified contracts of two Lieutenants and the Undersheriff.
- Workers' Compensation has decreased by \$47,868 (7%) due to reduced claims.
- Technology expenses have increased \$64,939 (91%) due to an increase in Tech Refresh, security camera upgrades to Bridgeport and Crowley Sub, and an upgrade to the WatchGuard body-worn camera system, new E911 system, and AT&T modems for nine vehicles.
- Technology Software increased by \$39,348 (44%) due to state-mandated civil portal software and LPR (license plate reader) licensing and maintenance.
- Professional and Specialized Services increased by \$19,000 (20%) due to increased autopsy and toxicology services fees.
- Travel and Training increased \$38,200 (33%) due to adding POST Academy training for two promoted Correctional Deputies and the increase in travel costs for mandatory and job enrichment training.
- Vehicle Fuel increased by \$72,000 (41%) due to under budgeting of FY 22/23, an increase in fuel costs, and the addition of a Fuel System Surcharge (.14 per gallon).
- Motor Pool increased \$65,148 (10%) - rates and estimated mileage are determined by public works. The total MCSO budget projection (\$808,562.88) was reduced for SAR, Boat, OHV, Court, and Jail allocations.
- Capital Equipment one-time budget request of \$55,600 for an evidence locker upgrade in Bridgeport and Crowley, an Aardvark tactical interior drone, and an Alaska Bulkhead for a new patrol boat.

Sheriff-Boating Law Enforcement (General Fund):

- Salary and benefits have changed to reflect a shift in a portion of overtime expenses into permanent salaries. The program currently operates with one patrol boat, creating less overtime need.
- Travel and Training – In-house trainings and no scheduled in-person trainings for FY 23/24 require a reduced budget of \$6,000.

Sheriff-Jail (General Fund):

- Other Govt Agency Revenue is increasing by \$33,114 (8%) for Town of Mammoth Lakes Dispatch fees.
- Salary and Benefits are increasing by \$325,871 (14%) due to the recently ratified Correctional Deputies Sheriff's Association MOU.
- Workers' Compensation has increased by \$22,844 (68%) due to increased claims.
- Liability Insurance has increased by \$67,277 (327%) due to a favorable judgment on a medical malpractice lawsuit.
- Equipment is decreased by \$31,000 (61%) due to one-time purchases budgeted in FY 22/23.
- Travel and Training have increased by \$30,900 (38%) due to new hire employees' mandated training.
- Motor Pool has increased by \$17,128 (19%). Public works determine rates and estimated mileage.
- Utilities increased by \$29,440 (55%) to accommodate rate increases.

District Attorney-Victim Witness Program (non-General Fund):

- Budget was not included for several expense accounts but will be included for the preliminary budget.
- Budgets for Workers' Compensation, General Liability, and Civic Center rent are no longer included in this budget due to grant guidelines.

Probation Community Corrections Partnership (CCP) (non-General Fund):

- Base revenues are increasing by \$80,540 (8.7%). The increase is due to the last couple of years of growth in sales tax revenues to the State.
- Operating Transfer Out is increasing by \$100,000 (400%). CCP Executive Committee approved assisting with bond debt service for the replacement jail project.

Probation Youthful Offenders Block Grant (YOBG) (non-General Fund):

- Revenues are decreasing by \$17,613 (13%). This is partly due to FY 2022-2023 estimated revenues being too optimistic and anticipating higher sales tax revenues allocated to YOBG. The amount of estimated growth is lower than in recent years.
- Technology/Software is increasing by \$8,708 (435%) for the Juvenile portion of the case management system annual fee.
- Professional and Specialized Services is increasing by \$5,000 (67%) To provide counseling services to Juveniles.
- Special Department Expense is decreasing by \$7,500 (25%) due to reducing the funds budgeted for Community Work Service Program for Juveniles.

- Operating Transfers Out is increasing by \$3,000.00 (18%). Increased to offset reduced revenues in Title IV-E for Juvenile Probation General Fund.

Probation SB678 (non-General Fund):

- Revenues are increasing by \$29,890 (13%). AB 200 (2022) extends the statutory formula freeze through 2023-24. Funding is consistent with FY 2021-22.
- Technology/Software is increasing by \$29,025 (100%). This expense is a portion of our case management system annual fee. Last year it was fully paid by pretrial.
- Professional and Specialized Services is decreasing by \$10,000 (20%). FY 2022-2023, we had a file scanning contract that was completed. That expense was eliminated for this fiscal year.
- Special Department Expense is increasing by \$7,500 (30%) for a community service program for probationers with community service terms and conditions. Examples of some projects include painting and landscaping the Bridgeport Probation Office and painting the Bridgeport Paramedic Station. Projects were started last summer and will be completed this summer.
- Operating Transfers Out decreased by \$28,000 (22%), as this amount was for a 1-time purchase of a vehicle in FY 2022-23.

Probation Juvenile Justice Crime Prevention Act (JJCPA) (non-General Fund):

- Salaries and Benefits are increasing by \$6,530 (20%) to help offset costs for Juvenile Officers.
- Special Department Expense is increasing by \$12,474 (81%) to fund Juvenile related expenditures typically budgeted in YOBG, freeing YOBG funds to transfer to the Juvenile Probation General fund.

Probation Drug Court Enhancement Grant (non-General Fund):

- Revenues and expenditures are not included in the FY 2023-24 budget, as the Drug Court Enhancement Grant ended December 31, 2022.

Probation SB129 Pretrial (non-General Fund):

- Revenue is decreasing based on multi-year one-time funding received in previous years.
- Salaries and Benefits are increasing by \$44,111 (28%) due to increased numbers of pretrial clients on supervision and increased time spent by our Behavioral Health Services Coordinator with mental health evaluations and therapy.
- Technology/Software expenses decreased by \$103,055 (88%). Pretrial revenues were budgeted to assist with purchasing our new case management system; the initial cost was paid entirely in FY 2022-2023. The amount budgeted for FY 2023-2024 is to assist with the annual software fees.

Probation Juvenile Justice Realignment Block Grant (SB 823) (non-General Fund):

Juvenile Justice Realignment Block Grant (DJJ Realignment): Purpose – to provide county-based custody, care, and supervision of youth who are realigned from the state Division of Juvenile Justice or who were otherwise eligible for commitment to the Division of Juvenile Justice before its closure. Allocation – 50% adjudications for “DJJ-eligible crimes”; 30% prior

admissions to DJJ; 20% population ages 10-17; minimum \$250,000 base per county. Welfare and Institutions Code section 1990.

This year we do not anticipate needing to allocate funds for county-based custody, care, and supervision of youth committed to a juvenile long-term secure care facility. We will continue to build the fund balance for potential future commitments.

We continue to wait for direction from the Office of Youth and Community Restoration (OYCR) as to whether these funds can be used for any other purpose than a commitment to a secure care facility.

Sheriff Court Security (non-General Fund):

- Equipment is decreasing by \$12,000 due to one-time purchases budgeted in FY 22/23.
- Travel and Training are increasing by \$11,900 to accommodate new employees, 832 PC training, Court Security Seminars, and in-house group training.
- Vehicle Fuel is increasing by \$1,000 to cover Public Works fees.

Sheriff Inmate Welfare (non-General Fund):

- Revenue is decreasing by \$10,500 (39%) due to reduced inmate phone card commissions.

Sheriff's Office CalAIM PATH Grant (non-General Fund):

- New revenue of \$50,000 for the new California Advancing & Innovating Medi-Cal (Cal AIM) Initiative. Providing Access and Transforming Health Supports (PATH) funding authorized by AB 133 (Chapter 143, Statutes 2021).

Sheriff's Office Medication Assisted Treatment (non-General Fund):

- This grant will be expended in FY 23/24

Sheriff Wellness and Mental Health Grant (non-General Fund):

- Revenue received in 2022-23 will be recognized in FY 2023-24 per Assembly Bill 178, Chapter 45, Statutes of 2022, Item 5227-121-0001. Mono County Sheriff's Office received \$20,000.
- Professional and Specialized Services of \$20,000 will be used for counseling and wellness services for all Sheriff's Office employees.
-

Roads and Infrastructure

Facilities (General Fund):

- Rental income is increasing due to more in-person events being scheduled.
- Travel and Training are increasing due to new staff and ensuring existing staff are trained in new systems and updated code requirements.
- Consulting Services are increasing as Engineering does not have time to work on Facilities projects. Additionally, the impact of the winter storms on facilities increases the demand.
- Equipment maintenance and repairs are increasing in order to be able to maintain aging.

Road Fund (non-General Fund):

- Contract Services are being increased to account for challenges in recruiting mechanics.
- Prop 1B revenue reflects projects planned for FY 2023-24.
- Interfund revenue is decreasing, as the revenue (and corresponding expenditures) associated with fuel for the Motor Pool is now included in the Motor Pool budget.
- Capital Equipment purchases are part of the Board discussion around the use of one-time funds and are not yet included in the departmental budget.

Airport Enterprise Fund:

- State and Federal Revenues are projected to decrease due to no state or federal projects scheduled.
- Fees are scheduled to decrease due to inoperable airport fuel systems.
- Building/Land Maintenance and Repair is increasing due to the need to repair large cracks at the Lee Vining Airport.

Campground Enterprise Fund:

- Contract Services are increasing to reflect the costs associated with the new contract for cleaning services.

Cemetery Enterprise Fund:

- Contract Services is increasing to implement a contract to mark the existing graves in the cemeteries properly.

Solid Waste Enterprise Fund:

- Tipping fees are increasing by \$400,000 (40%) due to new tipping fee rates and slightly more tonnage than projected the previous year.
- Miscellaneous revenue is decreasing by approximately \$50,000 (91%) as our metal stockpiles are not worth as much on the commodities market.
- Uniforms and safety gear is increasing by \$4,000 (80%) so that all staff can be appropriately equipped with personal protective equipment, which includes specially designed items for landfill workers.
- Equipment maintenance and repairs are increasing by \$15,000 (21%) due to an aging heavy equipment fleet getting heavy usage.
- Contract Services are increasing by \$66,000 (19%) due to new contracts providing comprehensive solid waste services and including annual adjustments in line with the Consumer Price Index and Producer Price Index.
- Professional and specialized services are decreasing by \$53,000 (26%) due to less need for consultant assistance with reports and documents in the coming year. This budget amount is more consistent with the FY21 budget.
- Special Department Expenses are decreasing by \$245,538 (67%) as efforts are being made to reduce expenses and spread the development of Pumice Valley over several years instead of all at once.
- Operating transfers out are decreasing by \$30,000 (100%) due to landfill closure funds being moved through a separate account.

Solid Waste Special Revenue Fund:

- Landfill closure costs are decreasing by \$50,000 (100%) as the funds will be re-directed to Pumice Valley Landfill development.
- Operating transfer out is decreasing by \$500,000 (100%) due to funds being utilized in operations rather than set aside for accelerated closure.

Solid Waste Accelerated Landfill Closure Fund (non-General Fund):

- Operating transfer out is decreasing by \$150,000 (100%) as those funds will be directed to Landfill development and operations at Pumice Valley Landfill.

Health and Human Services

Alcohol and Drug Program (non-General Fund):

- State Mental Health Revenue has decreased due to the expiration of the Substance Abuse Block Grant (SABG) Supplemental Coronavirus I Response and Relief Supplemental Appropriations (CRRSA) grant.
- Salaries and benefits decreased due to changes in staff allocations between departments.
- Tech Refresh increased due to changing the allocation with the IT department to align better with staff costs.
- Software costs decreased because the new Electronic Health Record will be paid fully out of Mental Health Services Act Innovation funding.
- Contract services increased due to adding two new contracts, both involving the implementation of Drug Medi-Cal (DMC). One contract is for a DMC consultant, and the other is for Intensive Outpatient Treatment which DMC requires.
- Rents & Leases increased due to an increased snow removal assessment and contracted yearly lease payments increase for our Sierra Wellness Center in Mammoth Lakes. We are currently renegotiating the lease for our transitional housing in Mammoth and know it will increase by 10-20%.

Behavioral Health (non-General Fund):

- St Mental Health Revenue is decreasing due to a lower amount of Behavioral Health Quality Improvement Program (BHQIP) funding this fiscal year. Last year we also had a Telehealth grant that was not renewed this year.
- 1991 realignment increased due to higher projections from our fiscal analyst.
- Operating Transfers in is the transfer from 2011 realignment to cover reasonable expenses once 1991 is exhausted. The transfer has decreased due to allocating more expenses to our other budget units and the increase in 1991 realignment.
- Salaries and Benefits have decreased due to allocating staff time to other budget units.
- Tech Refresh increased due to changing the allocation with the IT department to align better with staff costs.
- Software costs decreased because the new Electronic Health Record will be paid fully out of Mental Health Services Act Innovation funding.
- Travel & Training Expense increased due to more travel occurring now that in-person trainings and conferences are in place post-COVID.

Mental Health Services Act (MHSA) (non-General Fund):

- State Miscellaneous Revenue increased due to the Mental Health Student Services Act (MHSSA). This is the budgeted amount for the year.
- Miscellaneous revenue includes the amount charged to the Jail for telehealth services.
- Operating Transfers in has increased due to funding the Social Services Department is paying for us to hire a parent partner position.
- Salaries and Benefits have increased due to allocating staff time from other budget units.
- Tech Refresh decreased due to changing the allocation with the IT department to align better with staff costs.
- Software costs decreased because the new Electronic Health Record, which is fully out of Mental Health Services Act Innovation funding, had the bulk of the costs incurred in FY 22/23.
- Contract services increased due to the Mental Health Student Services Act (MHSSA) payments to the Mono County Office of Education. This expense increase is equal to the MHSSA Revenue increase in St Misc. Revenue.
- Rents & Leases increased due to an increased snow removal assessment and contracted yearly lease payments increase for our Sierra Wellness Center in Mammoth Lakes.
- Spec Dept Expense increased due to adding funding to our programming budgets. The department also has funding going towards the permanent supportive housing subsidy inside the Parcel in Mammoth Lakes.
- Spec Dept Exp-student Loan amount increased due to using an outside funding source in FY 22/23. This county collaboration directly paid recipients through the CalMHSA Workforce Education Training (WET). In FY 23/24, we will go back to using Mono County MHSA Workforce Education Training (WET) funding for student loan expenses which is reflected in this budget.

Public Health (non-General Fund):

- State Home Visiting revenue has increased from \$0 to \$321,591 in order to house a new Maternal Child Adolescent Health Home Visiting Program Grant.
- State Misc. Grants revenue has increased from \$0 to \$393,459 in order to house new grants. This line item contains the Future of Public Health grant, the California Equitable Recovery Initiative grant, the California Strengthening Public Health Initiative grant, and the Disease Intervention Specialist grant.
- State Foster Care revenue has decreased by \$9,990 (50%) due to reduced foster care services needed. Allocations for 23/24 have not yet been released.
- State Immunization Grant revenue has decreased by \$225,666 (43%) due to COVID-specific funding sources that have been utilized and are diminishing.
- Federal CARES Act revenue has decreased by \$772,072 (43%) due to COVID-specific funding sources that have been utilized and are diminishing. This line item contains the Workforce Development grant, The Workforce Development School Immunization Champions grant, Epidemiology and Laboratory Capacity Enhancing Detection grant, and the Epidemiology and Laboratory Capacity Expansion grant.
- Federal Women, Infants, and Children revenue have decreased by \$23,075 (7%) due to a 23/24 projection of lowered expenditures.

- California Children’s Services Administration revenue has decreased by \$98,826 (41%) due to reduced state funding. The budget estimate is based on the 22/23 allocation and 23/24 projection, as the 23/24 allocation has not yet been released.
- Operating Transfers In has increased by \$15,976 (12%) and is the offset to the General Administrative Public Health staff costs in the Environmental Health, Bioterrorism, and Public Health Education funds. This budget line item also includes a transfer from the Social Services fund to cover unfunded California Children’s Services costs.
- Salaries and benefits decreased by \$103,297 (5%) due to personnel changes, including funding certain positions less than 100% due to COVID-funding limitations/changes. Salaries and benefits will need to be adjusted as COVID-specific grants end or transition into new grant-funded positions.
- Medical/Dental & Lab Supplies are increasing by \$6,780 (123%) due to increased grant-funded expenditures.
- Office Expense is decreasing by \$23,034 (58%) to better align with year-to-date actuals and 23/24 projections.
- Contract Services is increasing by \$303,217 (1685%) to account for the new Maternal Child Adolescent Health Home Visiting Program Grant contract, not to exceed \$300,000, with Mono County First 5 to perform the grant-related scope of services.
- Travel and Training is decreasing by \$87,846 (69%) to better align with year-to-date actuals and 23/24 projections.
- Operating Transfers Out are increasing by \$87,461 (13%) due to the anticipated additional amount needed to cover fund deficits in the Environmental Health, Bioterrorism, and Public Health Education funds.

Public Health Bio-Terrorism (non-General Fund):

- Operating Transfers In decreased by \$36,287 (72%). This is the amount needed to cover the program deficit and balance the budget. Fiscal year 22/23 Operating Transfers In included an amount to cover the deficiencies not addressed in the prior year.
- Salaries and benefits show a decrease of \$21,810 (10%) due to Public Health general administrative salaries and benefits being budgeted in Operating Transfers Out instead of a direct salary-benefit to salary-benefit transfer (due to Workforce).
- Contract Services are increasing by \$10,000 (1065%) to account for an anticipated consulting contract funded through the Public Health Emergency Preparedness program.
- Operating Transfers Out is increasing by \$5,679 (29%) due to an anticipated increase in general administration services from Public Health funded staff.

Environmental Health (non-General Fund):

- Operating Transfers Out are increasing by \$7,729 (11%) due to an anticipated increase in general administration services from Public Health funded staff.

Social Services (non-General Fund):

- The Housing and Disability Advocacy Program (HDAP) revenue has been moved to the Operating Transfers In the budget line item to categorize the transfer appropriately.
- Salary has been reduced by \$163,209 based on Workforce projections.

- Benefits have increased by \$17,901 based on Workforce projections.
- Contract Services has increased \$330,000 (103%) due to a Family First Prevention Service Block Grant.
- Professional & Specialized Services decreased by \$103,778 (39%). Mono County Behavior Health and Mono County Probation Family Urgent Response System (FURS) funds have been transferred to the Transfer Out account and the Mono County Behavior Health Family First Prevention Services Act (FFPSA) Part IV funding.
- Special Department Expenses decreased by \$71,232 (29%) because Project Room Key funding was not renewed for the 23/24 Fiscal Year.
- Adult Protective Services has a reduction of \$42,768 (29%) due to a reduction of grant funding for the Home Safe program.
- Operating Transfers Out has increased by \$146,536 (293%) because some Professional and Specialized Services have been moved to this account to categorize the expenditure appropriately.

Social Services Senior Services (non-General Fund):

- Eastern Sierra Area Aging Agency Contract revenue is based on an allocation received from Inyo County. It has been reduced by \$94,861 (41%) due to specific grants ending June 30, 2023, and will no longer be included in the budget.
- Operating Transfers In has been reduced by \$105,277 (33%) due to the reduced grant revenue, thereby reducing the amount needed from other funding sources (General Fund and realignment) to balance the budget.
- Contract Services decreased by \$122,329 (97%) due to the technical grant that will conclude in FY 22/23.
- Special Dept expenses decreased by \$105,227 (96%) due to the facilities grant that will conclude in FY 22/23.

Social Services Public Guardian (non-General Fund):

- Operating Transfers In is increasing by \$19,464 (22%) due to Public Guardian having additional responsibilities from Behavior Health, thereby increasing the General Fund Contribution amount to balance the Public Guardian budget.
- Membership fees are increasing by \$1,575 (111%) due to an increase in PAPGPC members and the Very Small County Membership Fee.
- Contract Services are decreasing by \$2,467 (12%) based on the reduction of billable hours that we will use with S. Hughes Consulting.

Social Services Administrative Advances (non-General Fund):

- Federal advances decreased by \$355,245 (23%). These revenues are based on an average of previous years, trending lower.
- State advances decreased by \$137,425 (5%). These revenues are based on an average of prior years' trending lower.

Social Services Workforce Investment Act (WIA) (non-General Fund):

- Salaries and benefits are increasing by \$12,000 (40%) due to a projected increase in staff time spent in the program.

- Professional and Specialized services have decreased by \$11,000 (60%) due to an anticipated reduction of Newsletter services provided by Mammoth Lakes Creative.
- Special Department expenses have increased by \$8,307 (21%) due to an anticipated increase in On-The-Job Training reimbursement.
- A-87 Indirect Cost expense has increased by \$1,661 (251%) and is a projection based on prior years.

Maddy Fund (EMSA Funds) (non-General Fund):

- The Maddy Fund receives a portion of the Penalty Assessments that are applied to Court fines to be used for emergency medical care based on a specific formula. This program has not been administered in recent years, and staff are meeting to re-implement this program in accordance with the statute.

Internal Service Funds

Information Technology:

- The Special Department Expense budget includes funding to create a Zoom Room in the Bridgeport Board of Supervisors closed session chamber.

Insurance:

- Health insurance cost for Insurance ISF budget has increased from employee to employee plus one.
- Contract Services costs have decreased based on the expected number of employees who use the Snow Creek Athletic Club County contribution.
- Dental Premiums have decreased based on the projected employee expenditures.

Motor Pool:

- Salaries and benefits are increasing by \$19,274 (6%) due to regular promotions and salary adjustments.
- Equipment maintenance and repairs are increasing by \$34,000 (14%) due to an aging fleet with increased maintenance demands and supply costs.
- Capital equipment is decreasing by \$120,000 (70%) as capital equipment needs have mainly been addressed in the previous fiscal year.

Other

CSA #1 (non-General Fund):

- Increase funding to complete projects within the CSA, including resurfacing the Tennis Courts.

Conway Ranch (Public Works) (non-General Fund):

- Contract services are increasing by \$31,500 (61%) as these expenses are directly related to one-time project expenses related to grant funding.
- Other government agency revenue is decreasing by \$50,000 (100%) as this was one-time grant revenue acquired the previous year, which will not be offered this year.
- Operating transfer in is increasing by \$22,953 (60%) due to the cattle grazing contract revenue rising with additional animal unit months as previously authorized.

Attachment C

Department line item detail for budget units by functional area

Non-Departmental

Proposal	Type	Account String	Account Name	FY 2020-21 Actuals	FY 2021-22 Actuals	FY 2022-23 Adopted Budget	FY 2023-24 Preliminary Budget
FN 100-10-071 (Operating Transfers)	Revenues	100-10-071-15310	St: Pub Safety-Prop 172 Sales	\$150,000	\$150,000	\$150,000	\$150,000
FN 100-10-071 (Operating Transfers)	Expenses	100-10-071-47010	Contributions To Other Governm	(\$196,760)	(\$457,999)	(\$472,700)	(\$499,000)
FN 100-10-071 (Operating Transfers)	Expenses	100-10-071-47020	Contributions To Non-Profit Or	(\$151,500)	(\$250,000)	(\$150,000)	(\$150,000)
FN 100-10-071 (Operating Transfers)	Expenses	100-10-071-60075	Settlements & Judgements	\$0	\$0	\$0	\$0
FN 100-10-071 (Operating Transfers)	Expenses	100-10-071-60100	Operating Transfers Out	(\$3,429,107)	(\$3,880,109)	(\$2,313,300)	(\$1,421,496)
FN 100-10-071 (Operating Transfers)	Expenses	100-10-071-60110	Civic Center Rent	\$0	\$0	\$0	\$0
FN 100-10-071 (Operating Transfers)	Expenses	100-10-071-72960	A-87 Indirect Costs	\$0	\$0	\$0	\$0
Total Revenues				\$150,000	\$150,000	\$150,000	\$150,000
Total Expenses				(\$3,777,367)	(\$4,588,108)	(\$2,936,000)	(\$2,070,496)
Net Cost				(\$3,627,367)	(\$4,438,108)	(\$2,786,000)	(\$1,920,496)

Non-Departmental

Proposal	Type	Account String	Account Name	FY 2020-21	FY 2021-22	FY 2022-23	FY 2023-24
				Actuals	Actuals	Adopted Budget	Preliminary Budget
FN 100-10-001 (General Revenues)	Revenues	100-10-001-10020	Prop Tax -Current Secured	\$18,077,717	\$19,555,706	\$21,165,000	\$21,589,000
FN 100-10-001 (General Revenues)	Revenues	100-10-001-10030	Prop Tax -Current Unsecured	\$1,399,299	\$1,281,496	\$1,292,000	\$1,356,000
FN 100-10-001 (General Revenues)	Revenues	100-10-001-10040	Prop Tax -Delinq Secured Redem	\$218,216	\$164,234	\$172,723	\$178,000
FN 100-10-001 (General Revenues)	Revenues	100-10-001-10050	Prop Tax -Delinq Unsecured Red	\$1,047	\$3,928	\$2,000	\$2,000
FN 100-10-001 (General Revenues)	Revenues	100-10-001-10060	Prop Tax - Supplemental	\$335,079	\$779,317	\$319,466	\$300,000
FN 100-10-001 (General Revenues)	Revenues	100-10-001-10061	Prop Tax -Unitary	\$588,863	\$631,931	\$715,000	\$715,000
FN 100-10-001 (General Revenues)	Revenues	100-10-001-10062	Prop Tax -Excess Erfaf	\$1,273,212	\$1,279,951	\$1,000,000	\$500,000
FN 100-10-001 (General Revenues)	Revenues	100-10-001-10063	Prop Tax -Prop 1A Suspense Sec	\$0	\$0	\$0	\$0
FN 100-10-001 (General Revenues)	Revenues	100-10-001-10080	Prop Tax -Penalties/Interest	\$301,913	\$322,414	\$307,570	\$308,000
FN 100-10-001 (General Revenues)	Revenues	100-10-001-10090	Sales & Use Tax	\$772,678	\$871,842	\$653,000	\$693,000
FN 100-10-001 (General Revenues)	Revenues	100-10-001-10100	Transient Occupancy Tax	\$2,658,642	\$2,959,155	\$2,967,000	\$2,918,000
FN 100-10-001 (General Revenues)	Revenues	100-10-001-10110	Property Transfer Tax	\$588,243	\$512,409	\$321,000	\$321,000
FN 100-10-001 (General Revenues)	Revenues	100-10-001-10120	Williamson Act-Agriculture Sub	\$0	\$0	\$0	\$0
FN 100-10-001 (General Revenues)	Revenues	100-10-001-10140	Timber Yield Tax	\$0	\$0	\$0	\$0
FN 100-10-001 (General Revenues)	Revenues	100-10-001-10150	Sales & Use Tax In Lieu	\$0	\$0	\$0	\$0
FN 100-10-001 (General Revenues)	Revenues	100-10-001-10160	Vif In Lieu	\$1,885,020	\$1,981,722	\$2,097,866	\$2,170,449
FN 100-10-001 (General Revenues)	Revenues	100-10-001-12030	Off-Hwy Vehicle License Fees	\$0	\$0	\$0	\$0
FN 100-10-001 (General Revenues)	Revenues	100-10-001-12200	Franchise Permits	\$209,422	\$247,483	\$247,500	\$247,500
FN 100-10-001 (General Revenues)	Revenues	100-10-001-13010	Vehicle Code Fines	\$115,328	\$151,938	\$150,000	\$149,000
FN 100-10-001 (General Revenues)	Revenues	100-10-001-13031	Parking Fines	\$1,564	\$1,588	\$0	\$0
FN 100-10-001 (General Revenues)	Revenues	100-10-001-13040	Court Fines & Penalties	\$685,789	\$524,971	\$607,000	\$589,000
FN 100-10-001 (General Revenues)	Revenues	100-10-001-13050	B/A 1463.14 Pc Fines	\$3,606	\$3,624	\$3,100	\$3,100
FN 100-10-001 (General Revenues)	Revenues	100-10-001-13060	Red Light Fines/Traffic School	\$0	\$0	\$0	\$0
FN 100-10-001 (General Revenues)	Revenues	100-10-001-13120	Fines, Forfeits & Penalties	\$0	\$250	\$0	\$0
FN 100-10-001 (General Revenues)	Revenues	100-10-001-14010	Interest Income	\$106,470	\$117,446	\$162,100	\$162,100
FN 100-10-001 (General Revenues)	Revenues	100-10-001-14020	Unrealized Gain/Loss	\$0	\$0	\$0	\$0
FN 100-10-001 (General Revenues)	Revenues	100-10-001-14050	Rental Income	\$6,000	\$6,130	\$6,000	\$6,000
FN 100-10-001 (General Revenues)	Revenues	100-10-001-15089	St: Motor Vehicle Excess Fees	\$8,716	\$13,739	\$13,000	\$0
FN 100-10-001 (General Revenues)	Revenues	100-10-001-15090	St: Motor Vehicle In Lieu (Mvi	\$0	\$0	\$0	\$0
FN 100-10-001 (General Revenues)	Revenues	100-10-001-15400	St: Homeowners Prop Tx Relif	\$35,549	\$42,733	\$31,500	\$31,500
FN 100-10-001 (General Revenues)	Revenues	100-10-001-15405	St: Dept of Fish & Game PILT	\$15,756	\$15,756	\$15,756	\$15,755
FN 100-10-001 (General Revenues)	Revenues	100-10-001-15443	St: 2011 Realignment	\$0	\$0	\$0	\$0
FN 100-10-001 (General Revenues)	Revenues	100-10-001-15446	St: Revenue Stabilization	\$42,000	\$0	\$0	\$0
FN 100-10-001 (General Revenues)	Revenues	100-10-001-15460	St: Sb-90 State-Mandated Cost	\$17,211	\$21,185	\$0	\$0
FN 100-10-001 (General Revenues)	Revenues	100-10-001-15630	Fed: Tobacco Settlement	\$157,668	\$141,884	\$140,000	\$140,000
FN 100-10-001 (General Revenues)	Revenues	100-10-001-15680	Fed: Forest Reserve	\$0	\$0	\$0	\$0
FN 100-10-001 (General Revenues)	Revenues	100-10-001-15690	Fed: In Lieu Taxes (Pilt)	\$1,329,250	\$1,341,915	\$1,448,966	\$1,448,966
FN 100-10-001 (General Revenues)	Revenues	100-10-001-15750	Fed: Geothermal Royalties	\$0	\$0	\$0	\$0
FN 100-10-001 (General Revenues)	Revenues	100-10-001-15900	Oth: Other Govt Agencies	\$57,306	\$0	\$0	\$0
FN 100-10-001 (General Revenues)	Revenues	100-10-001-16371	Professional Service Fees	\$2,169,412	\$2,375,928	\$2,175,745	\$2,175,745
FN 100-10-001 (General Revenues)	Revenues	100-10-001-16900	Misc Charges For Services	\$0	\$0	\$0	\$0
FN 100-10-001 (General Revenues)	Revenues	100-10-001-16940	Tax Roll Printouts	\$0	\$0	\$0	\$0
FN 100-10-001 (General Revenues)	Revenues	100-10-001-17010	Miscellaneous Revenue	\$1,208	\$81	\$0	\$0
FN 100-10-001 (General Revenues)	Revenues	100-10-001-17020	Prior Year Revenue	\$0	\$0	\$0	\$0
FN 100-10-001 (General Revenues)	Revenues	100-10-001-17050	Donations & Contributions	\$0	\$0	\$0	\$0
FN 100-10-001 (General Revenues)	Revenues	100-10-001-17250	Judgments, Damages & Settlemen	\$35	\$0	\$0	\$0
FN 100-10-001 (General Revenues)	Revenues	100-10-001-17255	Judgments, Damages & Settlemen	\$0	\$0	\$0	\$0
FN 100-10-001 (General Revenues)	Revenues	100-10-001-18000	Other Financing Sources	\$0	\$0	\$0	\$0
FN 100-10-001 (General Revenues)	Revenues	100-10-001-18010	Sale Of Surplus Assets	\$0	\$0	\$0	\$0
FN 100-10-001 (General Revenues)	Revenues	100-10-001-18020	Sale Of Surplus Supplies/Equip	\$0	\$0	\$0	\$0
FN 100-10-001 (General Revenues)	Revenues	100-10-001-18050	Sale Of Real Property	\$0	\$0	\$0	\$0
FN 100-10-001 (General Revenues)	Revenues	100-10-001-18060	Sale Of Easement	\$0	\$0	\$0	\$0
FN 100-10-001 (General Revenues)	Revenues	100-10-001-18100	Operating Transfers In	\$0	\$0	\$0	\$0
Total Revenues				\$33,062,219	\$35,350,758	\$36,013,292	\$36,019,115
Total Expenses				\$0	\$0	\$0	\$0
Net Cost				\$33,062,219	\$35,350,758	\$36,013,292	\$36,019,115

Non-Departmental

Proposal	Type	Account String	Account Name	FY 2020-21	FY 2021-22	FY 2022-23	FY 2023-24
				Actuals	Actuals	Adopted Budget	Preliminary Budget
FN 100-21-075 (Court MOE)	Expenses	100-21-075-33120	Special Department Expense	\$0	\$0	\$0	\$0
FN 100-21-075 (Court MOE)	Expenses	100-21-075-38000	Revenue Moe	(\$513,380)	(\$409,748)	(\$519,748)	(\$409,748)
FN 100-21-075 (Court MOE)	Expenses	100-21-075-38001	County Facilities Moe	(\$211,324)	(\$209,441)	(\$209,132)	(\$209,132)
FN 100-21-075 (Court MOE)	Expenses	100-21-075-60110	Civic Center Rent	\$0	\$0	\$0	\$0
FN 100-21-075 (Court MOE)	Expenses	100-21-075-72960	A-87 Indirect Costs	\$0	\$0	\$0	\$0
Total Revenues				\$0	\$0	\$0	\$0
Total Expenses				(\$724,703)	(\$619,189)	(\$728,880)	(\$618,880)
Net Cost				(\$724,703)	(\$619,189)	(\$728,880)	(\$618,880)

Non-Departmental

Proposal	Type	Account String	Account Name	FY 2020-21 Actuals	FY 2021-22 Actuals	FY 2022-23 Adopted Budget	FY 2023-24 Preliminary Budget
FN 100-10-330 (GF Contingency)	Expenses	100-10-330-70250	Prior Period Adjustments	\$0	\$0	\$0	\$0
FN 100-10-330 (GF Contingency)	Expenses	100-10-330-91010	Contingency	\$0	\$0	(\$463,660)	(\$463,600)
Total Revenues				\$0	\$0	\$0	\$0
Total Expenses				\$0	\$0	(\$463,660)	(\$463,600)
Net Cost				\$0	\$0	(\$463,660)	(\$463,600)

Non-Departmental

Proposal	Type	Account String	Account Name	FY 2020-21	FY 2021-22	FY 2022-23	FY 2023-24
				Actuals	Actuals	Adopted Budget	Preliminary Budget
FN 151-10-001 (Economic Stabilization)	Revenues	151-10-001-18100	Operating Transfers In	\$1,000,000	\$1,660,964	\$500,000	\$0
Total Revenues				\$1,000,000	\$1,660,964	\$500,000	\$0
Total Expenses							
Net Cost				\$1,000,000	\$1,660,964	\$500,000	\$0

Non-Departmental

Proposal	Type	Account String	Account Name	FY 2020-21 Actuals	FY 2021-22 Actuals	FY 2022-23 Adopted Budget	FY 2023-24 Preliminary Budget
FN 198-10-001 (Debt Service)	Revenues	198-10-001-14010	Interest Income	\$0	\$0	\$50,000	\$0
FN 198-10-001 (Debt Service)	Revenues	198-10-001-15900	Oth: Other Govt Agencies	\$0	\$0	\$25,000	\$0
FN 198-10-001 (Debt Service)	Revenues	198-10-001-17500	Loan Repayments	\$0	\$0	\$0	\$0
FN 198-10-001 (Debt Service)	Revenues	198-10-001-18100	Operating Transfers In	\$1,919,571	\$1,747,899	\$2,064,748	\$2,009,992
FN 198-10-001 (Debt Service)	Revenues	198-10-001-18150	Long Term Debt Proceeds	\$0	\$0	\$0	\$0
FN 198-10-001 (Debt Service)	Expenses	198-10-001-35200	Bond Expenses	(\$795)	(\$6,450)	(\$6,450)	(\$7,300)
FN 198-10-001 (Debt Service)	Expenses	198-10-001-35210	Bond/Loan Interest	(\$956,059)	(\$949,229)	(\$1,082,994)	(\$1,108,063)
FN 198-10-001 (Debt Service)	Expenses	198-10-001-35215	Compensated Absences	\$0	\$0	\$0	\$0
FN 198-10-001 (Debt Service)	Expenses	198-10-001-60045	Bond/Loan Principle Repayment	(\$468,800)	(\$532,361)	(\$806,200)	(\$666,375)
FN 198-10-001 (Debt Service)	Expenses	198-10-001-60110	Civic Center Rent	\$0	\$0	\$0	\$0
FN 198-10-001 (Debt Service)	Expenses	198-10-001-70250	Prior Period Adjustments	\$0	\$0	\$0	\$0
Total Revenues				\$1,919,571	\$1,747,899	\$2,139,748	\$2,009,992
Total Expenses				(\$1,425,654)	(\$1,488,040)	(\$1,895,644)	(\$1,781,738)
Net Cost				\$493,917	\$259,859	\$244,104	\$228,254

Non-Departmental

Proposal	Type	Account String	Account Name	FY 2020-21 Actuals	FY 2021-22 Actuals	FY 2022-23 Adopted Budget	FY 2023-24 Preliminary Budget
FN 101-10-001 (General Reserve)	Revenues	101-10-001-14010	Interest Income	\$30,564.16	\$26,844.45	\$0.00	\$0.00
FN 101-10-001 (General Reserve)	Revenues	101-10-001-18100	Operating Transfers In	\$0.00	\$500,000.00	\$0.00	\$0.00
Total Revenues				\$30,564	\$526,844	\$0	\$0
Total Expenses				\$0	\$0	\$0	\$0
Net Cost				\$30,564	\$526,844	\$0	\$0

Non-Departmental

Proposal	Type	Account String	Account Name	FY 2020-21 Actuals	FY 2021-22 Actuals	FY 2022-23 Adopted Budget	FY 2023-24 Preliminary Budget
FN 179-10-001 (Disaster Assistance)	Revenues	179-10-001-15095	St: Disaster Relief	\$0	\$0	\$0	\$93,750
FN 179-10-001 (Disaster Assistance)	Revenues	179-10-001-15806	Fed: FEMA Disaster Assistance	\$0	\$0	\$81,000	\$375,000
FN 179-10-001 (Disaster Assistance)	Expenses	179-10-001-20010	Expenditures	\$0	\$0	\$0	(\$500,000)
FN 179-10-001 (Disaster Assistance)	Expenses	179-10-001-21100	Permanent	\$0	\$0	(\$84,500)	\$0
FN 179-10-001 (Disaster Assistance)	Expenses	179-10-001-22100	Other Employee Benefits	\$0	\$0	(\$5,500)	\$0
FN 179-10-001 (Disaster Assistance)	Expenses	179-10-001-32010	TECHNOLOGY EXPENSES	\$0	\$0	\$0	\$0
FN 179-10-001 (Disaster Assistance)	Expenses	179-10-002-32010	TECHNOLOGY EXPENSES	(\$1,638)	(\$4,325)	\$0	\$0
FN 179-10-001 (Disaster Assistance)	Expenses	179-10-860-32010	TECHNOLOGY EXPENSES	(\$204)	\$0	(\$3,702)	\$0
Total Revenues				\$0	\$0	\$81,000	\$468,750
Total Expenses				(\$1,842)	(\$4,325)	(\$93,702)	(\$500,000)
Net Cost				(\$1,842)	(\$4,325)	(\$12,702)	(\$31,250)

Non-Departmental

Proposal	Type	Account String	Account Name	FY 2020-21	FY 2021-22	FY 2022-23	FY 2022-23
				Actuals	Actuals	Adopted Budget	Preliminary Budget
FN 150-10-001 (Cannabis Taxes)	Revenues	150-10-001-10105	Cannabis taxes	\$68,311	\$55,395	\$60,500	\$39,000
FN 150-10-001 (Cannabis Taxes)	Revenues	150-10-001-14010	Interest Income	\$664	\$1,405	\$1,400	\$1,400
FN 150-10-001 (Cannabis Taxes)	Expenses	150-00-000-33134	Special Department Expense	\$0	\$0	(\$2,500)	(\$3,000)
Total Revenues				\$68,975	\$56,800	\$61,900	\$40,400
Total Expenses				\$0	\$0	(\$2,500)	(\$3,000)
Net Cost				\$68,975	\$56,800	\$59,400	\$37,400

Governance and Administration

Proposal	Type	Account String	Account Name	FY 2020-21	FY 2021-22	FY 2022-23	FY 2023-24
				Actuals	Actuals	Adopted Budget	Preliminary Budget
AS 100-12-100 (Assessor)	Revenues	100-12-100-16010	Prop Tax Admin & Collection Fe	\$398,067	\$347,767	\$427,350	\$347,767
AS 100-12-100 (Assessor)	Revenues	100-12-100-16450	Map Fees	\$0	\$0	\$0	\$0
AS 100-12-100 (Assessor)	Revenues	100-12-100-16451	Application Fees	\$0	\$0	\$0	\$0
AS 100-12-100 (Assessor)	Revenues	100-12-100-16900	Misc Charges For Services	\$0	\$0	\$0	\$0
AS 100-12-100 (Assessor)	Revenues	100-12-100-17010	Miscellaneous Revenue	\$3,743	\$3,881	\$3,000	\$3,000
AS 100-12-100 (Assessor)	Revenues	100-12-100-18100	Operating Transfers In	\$0	\$0	\$0	\$0
AS 100-12-100 (Assessor)	Expenses	100-12-100-21100	Permanent	(\$529,935)	(\$532,485)	(\$673,358)	(\$713,245)
AS 100-12-100 (Assessor)	Expenses	100-12-100-21103	Education Add-on Pay	\$0	\$0	\$0	\$0
AS 100-12-100 (Assessor)	Expenses	100-12-100-21104	Bilingual	\$0	\$0	\$0	\$0
AS 100-12-100 (Assessor)	Expenses	100-12-100-21106	Cash-outs (Vac, SL, Comp)	\$0	\$0	\$0	\$0
AS 100-12-100 (Assessor)	Expenses	100-12-100-21120	Overtime	\$0	\$0	\$0	\$0
AS 100-12-100 (Assessor)	Expenses	100-12-100-21130	Auto Allowance	\$0	\$0	\$0	\$0
AS 100-12-100 (Assessor)	Expenses	100-12-100-21410	Holiday Pay	\$0	\$0	\$0	\$0
AS 100-12-100 (Assessor)	Expenses	100-12-100-22100	Other Employee Benefits	(\$76,482)	(\$65,567)	(\$29,791)	\$0
AS 100-12-100 (Assessor)	Expenses	100-12-100-22101	Medicare	\$0	\$0	\$0	(\$10,342)
AS 100-12-100 (Assessor)	Expenses	100-12-100-22102	Social Security (FICA)	\$0	\$0	\$0	\$0
AS 100-12-100 (Assessor)	Expenses	100-12-100-22103	401a Contributions	\$0	\$0	\$0	(\$11,166)
AS 100-12-100 (Assessor)	Expenses	100-12-100-22104	Life Insurance	\$0	\$0	\$0	(\$441)
AS 100-12-100 (Assessor)	Expenses	100-12-100-22105	State Disability	\$0	\$0	\$0	(\$8,384)
AS 100-12-100 (Assessor)	Expenses	100-12-100-22106	Unemployment	\$0	\$0	\$0	(\$713)
AS 100-12-100 (Assessor)	Expenses	100-12-100-22109	Cellphone Stipends	\$0	\$0	\$0	(\$270)
AS 100-12-100 (Assessor)	Expenses	100-12-100-22110	Health (Medical-Dental-Vision)	(\$92,295)	(\$88,154)	(\$127,514)	(\$181,038)
AS 100-12-100 (Assessor)	Expenses	100-12-100-22120	Pension	(\$173,169)	(\$187,012)	(\$199,905)	(\$210,764)
AS 100-12-100 (Assessor)	Expenses	100-12-100-22125	PRST Contribution	\$0	\$0	(\$50,680)	(\$48,943)
AS 100-12-100 (Assessor)	Expenses	100-12-100-30120	Uniform Allowance	\$0	\$0	\$0	\$0
AS 100-12-100 (Assessor)	Expenses	100-12-100-30280	Telephone/Communications	\$0	(\$636)	(\$270)	\$0
AS 100-12-100 (Assessor)	Expenses	100-12-100-30500	Workers' Comp Ins Expense	(\$11,231)	(\$12,314)	(\$11,778)	(\$9,703)
AS 100-12-100 (Assessor)	Expenses	100-12-100-30510	Liability Insurance Expense	(\$7,243)	(\$6,989)	(\$6,905)	(\$193,508)
AS 100-12-100 (Assessor)	Expenses	100-12-100-31200	Equip Maintenance & Repair	\$0	\$0	\$0	\$0
AS 100-12-100 (Assessor)	Expenses	100-12-100-31700	Membership Fees	(\$1,969)	(\$3,110)	(\$2,500)	(\$2,500)
AS 100-12-100 (Assessor)	Expenses	100-12-100-32000	Office Expense	(\$14,937)	(\$14,460)	(\$15,000)	(\$15,000)
AS 100-12-100 (Assessor)	Expenses	100-12-100-32010	TECHNOLOGY EXPENSES	(\$12,616)	(\$15,166)	(\$17,427)	(\$18,495)
AS 100-12-100 (Assessor)	Expenses	100-12-100-32020	Technology Expense-Software Licenses	(\$49,170)	(\$49,564)	(\$52,000)	(\$52,000)
AS 100-12-100 (Assessor)	Expenses	100-12-100-32030	Copier Pool	\$0	\$0	(\$6,502)	(\$8,478)
AS 100-12-100 (Assessor)	Expenses	100-12-100-32360	Consulting Services	\$0	\$0	\$0	\$0
AS 100-12-100 (Assessor)	Expenses	100-12-100-32390	Legal Services	(\$13,575)	\$0	(\$50,000)	(\$50,000)
AS 100-12-100 (Assessor)	Expenses	100-12-100-32450	Contract Services	\$0	(\$5,644)	(\$50,000)	(\$50,000)
AS 100-12-100 (Assessor)	Expenses	100-12-100-32800	Publications & Legal Notices	\$0	\$0	\$0	\$0
AS 100-12-100 (Assessor)	Expenses	100-12-100-32950	Rents & Leases - Real Property	\$0	\$0	\$0	\$0
AS 100-12-100 (Assessor)	Expenses	100-12-100-33010	Small Tools & Instruments	\$0	\$0	\$0	\$0
AS 100-12-100 (Assessor)	Expenses	100-12-100-33120	Special Department Expense	(\$502)	\$0	(\$10,000)	(\$10,000)
AS 100-12-100 (Assessor)	Expenses	100-12-100-33350	Travel & Training Expense	(\$774)	(\$1,514)	(\$5,000)	(\$5,000)
AS 100-12-100 (Assessor)	Expenses	100-12-100-33351	Vehicle Fuel Costs	(\$632)	(\$1,206)	(\$5,000)	(\$5,000)
AS 100-12-100 (Assessor)	Expenses	100-12-100-33360	Motor Pool Expense	(\$1,477)	(\$2,939)	(\$4,266)	(\$8,712)
AS 100-12-100 (Assessor)	Expenses	100-12-100-53030	Capital Equipment, \$5,000+	\$0	\$0	\$0	\$0
AS 100-12-100 (Assessor)	Expenses	100-12-100-70500	Credit Card Clearing Account	\$0	\$0	\$0	\$0
AS 100-12-100 (Assessor)	Expenses	100-12-100-72960	A-87 Indirect Costs	\$0	\$0	\$0	\$0
Total Revenues				\$401,810	\$351,648	\$430,350	\$350,767
Total Expenses				(\$986,007)	(\$986,758)	(\$1,317,896)	(\$1,613,702)
Fund Contribution				(\$584,197)	(\$635,111)	(\$887,546)	(\$1,262,935)

Governance and Administration

Proposal	Type	Account String	Account Name	FY 2020-21	FY 2021-22	FY 2022-23	FY 2023-24
				Actuals	Actuals	Adopted Budget	Preliminary Budget
CL 100-27-180 (Clerk Recorder)	Revenues	100-27-180-16010	Prop Tax Admin & Collection Fe	\$2,280	\$2,427	\$2,300	\$2,427
CL 100-27-180 (Clerk Recorder)	Revenues	100-27-180-16130	County Clerk Service Fees	\$7,538	\$11,866	\$7,500	\$7,000
CL 100-27-180 (Clerk Recorder)	Revenues	100-27-180-16131	Social Security Truncation Fee	\$0	\$0	\$0	\$0
CL 100-27-180 (Clerk Recorder)	Revenues	100-27-180-16161	Vital Stats - Child Welfare	\$0	\$0	\$0	\$0
CL 100-27-180 (Clerk Recorder)	Revenues	100-27-180-16163	SB 2 Reimbursement	\$62,654	\$77,064	\$40,000	\$40,000
CL 100-27-180 (Clerk Recorder)	Revenues	100-27-180-16200	Recording Fees	\$98,844	\$79,953	\$67,000	\$32,000
CL 100-27-180 (Clerk Recorder)	Revenues	100-27-180-16201	Index Fees	\$40,699	\$29,904	\$25,000	\$2,500
CL 100-27-180 (Clerk Recorder)	Revenues	100-27-180-16202	Electronic Recording Fee	\$9,666	\$7,084	\$6,000	\$5,000
CL 100-27-180 (Clerk Recorder)	Revenues	100-27-180-17010	Miscellaneous Revenue	\$141	\$254	\$205	\$200
CL 100-27-180 (Clerk Recorder)	Revenues	100-27-180-17020	Prior Year Revenue	\$0	\$0	\$0	\$0
CL 100-27-180 (Clerk Recorder)	Revenues	100-27-180-17150	Modernization/Micro-Graphic	\$0	\$0	\$0	\$0
CL 100-27-180 (Clerk Recorder)	Expenses	100-27-180-21100	Permanent	(\$309,977)	(\$357,728)	(\$304,184)	(\$316,630)
CL 100-27-180 (Clerk Recorder)	Expenses	100-27-180-21103	Education Add-on Pay	\$0	\$0	\$0	(\$1,800)
CL 100-27-180 (Clerk Recorder)	Expenses	100-27-180-21104	Bilingual	\$0	\$0	\$0	\$0
CL 100-27-180 (Clerk Recorder)	Expenses	100-27-180-21106	Cash-outs (Vac, SL, Comp)	\$0	\$0	\$0	(\$4,000)
CL 100-27-180 (Clerk Recorder)	Expenses	100-27-180-21120	Overtime	(\$1,149)	(\$133)	(\$133)	(\$133)
CL 100-27-180 (Clerk Recorder)	Expenses	100-27-180-21130	Auto Allowance	\$0	\$0	\$0	\$0
CL 100-27-180 (Clerk Recorder)	Expenses	100-27-180-21410	Holiday Pay	\$0	\$0	\$0	\$0
CL 100-27-180 (Clerk Recorder)	Expenses	100-27-180-22100	Other Employee Benefits	(\$43,505)	(\$41,048)	(\$19,999)	\$0
CL 100-27-180 (Clerk Recorder)	Expenses	100-27-180-22101	Medicare	\$0	\$0	\$0	(\$4,591)
CL 100-27-180 (Clerk Recorder)	Expenses	100-27-180-22102	Social Security (FICA)	\$0	\$0	\$0	\$0
CL 100-27-180 (Clerk Recorder)	Expenses	100-27-180-22103	401a Contributions	\$0	\$0	\$0	(\$9,499)
CL 100-27-180 (Clerk Recorder)	Expenses	100-27-180-22105	State Disability	\$0	\$0	\$0	(\$3,800)
CL 100-27-180 (Clerk Recorder)	Expenses	100-27-180-22106	Unemployment	\$0	\$0	\$0	(\$317)
CL 100-27-180 (Clerk Recorder)	Expenses	100-27-180-22109	Cellphone Stipends	\$0	\$0	\$0	(\$2,055)
CL 100-27-180 (Clerk Recorder)	Expenses	100-27-180-22110	Health (Medical-Dental-Vision)	(\$61,837)	(\$47,112)	(\$39,431)	(\$45,518)
CL 100-27-180 (Clerk Recorder)	Expenses	100-27-180-22120	Pension	(\$87,938)	(\$87,418)	(\$88,072)	(\$93,564)
CL 100-27-180 (Clerk Recorder)	Expenses	100-27-180-22125	PRST Contribution	\$0	\$0	(\$22,101)	(\$21,582)
CL 100-27-180 (Clerk Recorder)	Expenses	100-27-180-30120	Uniform Allowance	\$0	\$0	\$0	\$0
CL 100-27-180 (Clerk Recorder)	Expenses	100-27-180-30280	Telephone/Communications	(\$2,249)	(\$2,076)	(\$2,641)	\$0
CL 100-27-180 (Clerk Recorder)	Expenses	100-27-180-30500	Workers' Comp Ins Expense	(\$6,240)	(\$6,157)	(\$7,197)	(\$5,930)
CL 100-27-180 (Clerk Recorder)	Expenses	100-27-180-30510	Liability Insurance Expense	(\$3,472)	(\$3,611)	(\$4,148)	(\$4,486)
CL 100-27-180 (Clerk Recorder)	Expenses	100-27-180-31200	Equip Maintenance & Repair	(\$680)	\$0	(\$2,000)	(\$2,000)
CL 100-27-180 (Clerk Recorder)	Expenses	100-27-180-31700	Membership Fees	(\$1,250)	(\$1,150)	(\$1,200)	(\$1,550)
CL 100-27-180 (Clerk Recorder)	Expenses	100-27-180-32000	Office Expense	(\$8,198)	(\$13,442)	(\$10,000)	(\$10,000)
CL 100-27-180 (Clerk Recorder)	Expenses	100-27-180-32010	TECHNOLOGY EXPENSES	(\$6,551)	(\$10,531)	(\$12,849)	(\$14,643)
CL 100-27-180 (Clerk Recorder)	Expenses	100-27-180-32020	Technology Expense-Software Licenses	(\$12,028)	(\$7,529)	(\$14,013)	(\$12,300)
CL 100-27-180 (Clerk Recorder)	Expenses	100-27-180-32030	Copier Pool	\$0	\$0	(\$3,546)	(\$4,696)
CL 100-27-180 (Clerk Recorder)	Expenses	100-27-180-32800	Publications & Legal Notices	\$0	\$0	\$0	\$0
CL 100-27-180 (Clerk Recorder)	Expenses	100-27-180-32860	Rents & Leases - Other	(\$4,906)	(\$6,333)	(\$18,200)	(\$18,200)
CL 100-27-180 (Clerk Recorder)	Expenses	100-27-180-33120	Special Department Expense	(\$78)	(\$6,542)	(\$100)	(\$200)
CL 100-27-180 (Clerk Recorder)	Expenses	100-27-180-33122	Poll Worker Expenses	\$0	\$0	\$0	\$0
CL 100-27-180 (Clerk Recorder)	Expenses	100-27-180-33124	Ballot Expenses	\$0	\$0	\$0	\$0
CL 100-27-180 (Clerk Recorder)	Expenses	100-27-180-33350	Travel & Training Expense	(\$183)	(\$1,530)	(\$3,000)	(\$4,000)
CL 100-27-180 (Clerk Recorder)	Expenses	100-27-180-33351	Vehicle Fuel Costs	(\$9)	(\$481)	\$0	(\$200)
CL 100-27-180 (Clerk Recorder)	Expenses	100-27-180-33360	Motor Pool Expense	(\$188)	\$0	(\$100)	(\$100)
Total Revenues				\$221,822	\$208,553	\$148,005	\$89,127
Total Expenses				(\$550,439)	(\$592,820)	(\$552,914)	(\$581,793)
Fund Contribution				(\$328,617)	(\$384,267)	(\$404,909)	(\$492,666)

Governance and Administration

Proposal	Type	Account String	Account Name	FY 2020-21	FY 2021-22	FY 2022-23	FY 2023-24
				Actuals	Actuals	Adopted Budget	Preliminary Budget
CL 100-11-010 (Board of Supervisors)	Revenues	100-11-010-16010	Prop Tax Admin & Collection Fe	\$614	\$596	\$1,700	\$956
CL 100-11-010 (Board of Supervisors)	Revenues	100-11-010-17010	Miscellaneous Revenue	\$0	\$0	\$0	\$0
CL 100-11-010 (Board of Supervisors)	Expenses	100-11-010-21100	Permanent	(\$250,780)	(\$277,149)	(\$286,280)	(\$295,344)
CL 100-11-010 (Board of Supervisors)	Expenses	100-11-010-21103	Education Add-on Pay	\$0	\$0	\$0	\$0
CL 100-11-010 (Board of Supervisors)	Expenses	100-11-010-21104	Bilingual	\$0	\$0	\$0	\$0
CL 100-11-010 (Board of Supervisors)	Expenses	100-11-010-21106	Cash-outs (Vac, SL, Comp)	\$0	\$0	\$0	\$0
CL 100-11-010 (Board of Supervisors)	Expenses	100-11-010-21120	Overtime	\$0	\$0	\$0	\$0
CL 100-11-010 (Board of Supervisors)	Expenses	100-11-010-21130	Auto Allowance	(\$32,030)	(\$28,351)	(\$29,000)	(\$38,000)
CL 100-11-010 (Board of Supervisors)	Expenses	100-11-010-21410	Holiday Pay	\$0	\$0	\$0	\$0
CL 100-11-010 (Board of Supervisors)	Expenses	100-11-010-22100	Other Employee Benefits	(\$37,666)	(\$37,819)	(\$38,619)	\$0
CL 100-11-010 (Board of Supervisors)	Expenses	100-11-010-22101	Medicare	\$0	\$0	\$0	(\$4,282)
CL 100-11-010 (Board of Supervisors)	Expenses	100-11-010-22102	Social Security (FICA)	\$0	\$0	\$0	(\$3,655)
CL 100-11-010 (Board of Supervisors)	Expenses	100-11-010-22103	401a Contributions	\$0	\$0	\$0	(\$3,641)
CL 100-11-010 (Board of Supervisors)	Expenses	100-11-010-22105	State Disability	\$0	\$0	\$0	(\$3,544)
CL 100-11-010 (Board of Supervisors)	Expenses	100-11-010-22106	Unemployment	\$0	\$0	\$0	(\$295)
CL 100-11-010 (Board of Supervisors)	Expenses	100-11-010-22109	Cellphone Stipends	\$0	\$0	\$0	(\$1,201)
CL 100-11-010 (Board of Supervisors)	Expenses	100-11-010-22110	Health (Medical-Dental-Vision)	(\$67,447)	(\$74,799)	(\$85,184)	(\$77,873)
CL 100-11-010 (Board of Supervisors)	Expenses	100-11-010-22120	Pension	(\$37,328)	(\$60,865)	(\$66,999)	(\$69,855)
CL 100-11-010 (Board of Supervisors)	Expenses	100-11-010-22125	PRST Contribution	\$0	\$0	(\$21,546)	(\$20,853)
CL 100-11-010 (Board of Supervisors)	Expenses	100-11-010-30120	Uniform Allowance	\$0	\$0	\$0	\$0
CL 100-11-010 (Board of Supervisors)	Expenses	100-11-010-30280	Telephone/Communications	(\$1,337)	(\$1,724)	(\$1,800)	(\$500)
CL 100-11-010 (Board of Supervisors)	Expenses	100-11-010-30500	Workers' Comp Ins Expense	(\$6,240)	(\$6,841)	(\$6,543)	(\$9,036)
CL 100-11-010 (Board of Supervisors)	Expenses	100-11-010-30510	Liability Insurance Expense	(\$4,733)	(\$5,589)	(\$6,243)	(\$6,828)
CL 100-11-010 (Board of Supervisors)	Expenses	100-11-010-31200	Equip Maintenance & Repair	\$0	\$0	\$0	\$0
CL 100-11-010 (Board of Supervisors)	Expenses	100-11-010-31700	Membership Fees	(\$13,199)	(\$14,462)	(\$15,000)	(\$15,000)
CL 100-11-010 (Board of Supervisors)	Expenses	100-11-010-32000	Office Expense	(\$4,041)	(\$2,147)	(\$5,000)	(\$2,500)
CL 100-11-010 (Board of Supervisors)	Expenses	100-11-010-32010	TECHNOLOGY EXPENSES	(\$4,286)	(\$7,083)	(\$9,390)	(\$10,500)
CL 100-11-010 (Board of Supervisors)	Expenses	100-11-010-32020	Technology Expense-Software Licenses	\$0	\$0	\$0	\$0
CL 100-11-010 (Board of Supervisors)	Expenses	100-11-010-32030	Copier Pool	\$0	\$0	(\$2,000)	(\$2,200)
CL 100-11-010 (Board of Supervisors)	Expenses	100-11-010-32500	Professional & Specialized Ser	(\$3,011)	(\$6,599)	(\$8,000)	(\$5,000)
CL 100-11-010 (Board of Supervisors)	Expenses	100-11-010-32800	Publications & Legal Notices	(\$4,647)	(\$6,396)	(\$7,000)	(\$7,000)
CL 100-11-010 (Board of Supervisors)	Expenses	100-11-010-32860	Rents & Leases - Other	(\$177)	\$0	\$0	\$0
CL 100-11-010 (Board of Supervisors)	Expenses	100-11-010-32950	Rents & Leases - Real Property	(\$94)	\$0	\$0	\$0
CL 100-11-010 (Board of Supervisors)	Expenses	100-11-010-33120	Special Department Expense	(\$2,000)	(\$2,226)	(\$3,300)	(\$5,000)
CL 100-11-010 (Board of Supervisors)	Expenses	100-11-010-33350	Travel & Training Expense	(\$5,308)	(\$32,935)	(\$31,000)	(\$51,000)
CL 100-11-010 (Board of Supervisors)	Expenses	100-11-010-33351	Vehicle Fuel Costs	(\$192)	(\$1,610)	(\$1,600)	(\$2,500)
CL 100-11-010 (Board of Supervisors)	Expenses	100-11-010-33360	Motor Pool Expense	(\$1,190)	(\$5,597)	(\$4,700)	(\$12,186)
CL 100-11-010 (Board of Supervisors)	Expenses	100-11-010-33602	Civic Center Utilities	(\$3,134)	(\$3,637)	(\$4,595)	(\$5,600)
CL 100-11-010 (Board of Supervisors)	Expenses	100-11-010-47010	Contributions To Other Governm	\$0	\$0	\$0	\$0
CL 100-11-010 (Board of Supervisors)	Expenses	100-11-010-47020	Contributions To Non-Profit Or	\$0	\$0	\$0	\$0
CL 100-11-010 (Board of Supervisors)	Expenses	100-11-010-53030	Capital Equipment, \$5,000+	\$0	\$0	\$0	\$0
CL 100-11-010 (Board of Supervisors)	Expenses	100-11-010-60110	Civic Center Rent	\$0	\$0	(\$58,656)	(\$58,700)
CL 100-11-010 (Board of Supervisors)	Expenses	100-11-010-70500	Credit Card Clearing Account	\$0	\$0	\$0	\$0
CL 100-11-010 (Board of Supervisors)	Expenses	100-11-010-72960	A-87 Indirect Costs	\$0	\$0	\$0	\$0
Total Revenues				\$614	\$596	\$1,700	\$956
Total Expenses				(\$478,840)	(\$575,829)	(\$692,456)	(\$712,094)
Fund Contribution				(\$478,226)	(\$575,233)	(\$690,756)	(\$711,138)

Governance and Administration

Proposal	Type	Account String	Account Name	FY 2020-21	FY 2021-22	FY 2022-23	FY 2023-24
				Actuals	Actuals	Adopted Budget	Preliminary Budget
CL 100-15-181 (Elections)	Revenues	100-15-181-15820	Fed: Hava Reimbursements- Pass	\$3,500	\$0	\$0	\$0
CL 100-15-181 (Elections)	Revenues	100-15-181-15821	St: Election Reimbursement	\$19,096	\$0	\$0	\$0
CL 100-15-181 (Elections)	Revenues	100-15-181-15822	St: Sec of State Voting System Replac Reimb Grant	\$22,808	\$21,902	\$70,098	\$10,440
CL 100-15-181 (Elections)	Revenues	100-15-181-15850	St: Election Reimbursement Primary	\$0	\$0	\$0	\$0
CL 100-15-181 (Elections)	Revenues	100-15-181-15900	Oth: Other Govt Agencies	\$11,765	\$0	\$0	\$0
CL 100-15-181 (Elections)	Revenues	100-15-181-16410	Election Fees	\$21,668	\$200,723	\$0	\$6,000
CL 100-15-181 (Elections)	Revenues	100-15-181-18150	Long Term Debt Proceeds	\$0	\$0	\$0	\$0
CL 100-15-181 (Elections)	Expenses	100-15-181-21100	Permanent	(\$65,914)	(\$157,663)	(\$95,662)	(\$101,933)
CL 100-15-181 (Elections)	Expenses	100-15-181-21103	Education Add-on Pay	\$0	\$0	\$0	(\$1,000)
CL 100-15-181 (Elections)	Expenses	100-15-181-21104	Bilingual	\$0	\$0	\$0	\$0
CL 100-15-181 (Elections)	Expenses	100-15-181-21106	Cash-outs (Vac, SL, Comp)	\$0	\$0	\$0	(\$4,000)
CL 100-15-181 (Elections)	Expenses	100-15-181-21120	Overtime	(\$931)	(\$215)	(\$121)	(\$800)
CL 100-15-181 (Elections)	Expenses	100-15-181-21130	Auto Allowance	\$0	\$0	\$0	\$0
CL 100-15-181 (Elections)	Expenses	100-15-181-21410	Holiday Pay	\$0	\$0	\$0	\$0
CL 100-15-181 (Elections)	Expenses	100-15-181-22100	Other Employee Benefits	(\$8,454)	(\$15,941)	(\$5,635)	\$0
CL 100-15-181 (Elections)	Expenses	100-15-181-22101	Medicare	\$0	\$0	\$0	(\$1,478)
CL 100-15-181 (Elections)	Expenses	100-15-181-22102	Social Security (FICA)	\$0	\$0	\$0	\$0
CL 100-15-181 (Elections)	Expenses	100-15-181-22103	401a Contributions	\$0	\$0	\$0	(\$2,122)
CL 100-15-181 (Elections)	Expenses	100-15-181-22104	Life Insurance	\$0	\$0	\$0	(\$135)
CL 100-15-181 (Elections)	Expenses	100-15-181-22105	State Disability	\$0	\$0	\$0	(\$1,223)
CL 100-15-181 (Elections)	Expenses	100-15-181-22106	Unemployment	\$0	\$0	\$0	(\$102)
CL 100-15-181 (Elections)	Expenses	100-15-181-22109	Cellphone Stipends	\$0	\$0	\$0	(\$586)
CL 100-15-181 (Elections)	Expenses	100-15-181-22110	Health (Medical-Dental-Vision)	(\$2,307)	(\$22,438)	(\$13,009)	(\$15,173)
CL 100-15-181 (Elections)	Expenses	100-15-181-22120	Pension	(\$14,644)	(\$21,077)	(\$19,351)	(\$24,743)
CL 100-15-181 (Elections)	Expenses	100-15-181-22125	PRST Contribution	\$0	\$0	(\$7,031)	(\$7,030)
CL 100-15-181 (Elections)	Expenses	100-15-181-30120	Uniform Allowance	\$0	\$0	\$0	\$0
CL 100-15-181 (Elections)	Expenses	100-15-181-30280	Telephone/Communications	(\$549)	(\$357)	(\$2,340)	\$0
CL 100-15-181 (Elections)	Expenses	100-15-181-30500	Workers' Comp Ins Expense	\$0	(\$1,573)	\$0	\$0
CL 100-15-181 (Elections)	Expenses	100-15-181-30510	Liability Insurance Expense	(\$623)	(\$701)	\$0	\$0
CL 100-15-181 (Elections)	Expenses	100-15-181-31700	Membership Fees	\$0	\$0	\$0	\$0
CL 100-15-181 (Elections)	Expenses	100-15-181-32000	Office Expense	(\$26,509)	(\$20,923)	(\$19,590)	(\$20,000)
CL 100-15-181 (Elections)	Expenses	100-15-181-32010	TECHNOLOGY EXPENSES	(\$229)	(\$850)	(\$6,594)	(\$7,794)
CL 100-15-181 (Elections)	Expenses	100-15-181-32020	Technology Expense-Software Licenses	(\$33,277)	(\$50,315)	(\$35,500)	(\$40,600)
CL 100-15-181 (Elections)	Expenses	100-15-181-32030	Copier Pool	\$0	\$0	(\$7,734)	(\$7,700)
CL 100-15-181 (Elections)	Expenses	100-15-181-32800	Publications & Legal Notices	(\$3,432)	(\$1,445)	(\$900)	(\$2,000)
CL 100-15-181 (Elections)	Expenses	100-15-181-33120	Special Department Expense	(\$33,460)	(\$9,367)	(\$108,098)	(\$14,738)
CL 100-15-181 (Elections)	Expenses	100-15-181-33122	Poll Worker Expenses	(\$9,582)	(\$19,264)	(\$11,000)	(\$11,000)
CL 100-15-181 (Elections)	Expenses	100-15-181-33124	Ballot Expenses	(\$29,383)	(\$51,118)	(\$25,000)	(\$26,000)
CL 100-15-181 (Elections)	Expenses	100-15-181-33350	Travel & Training Expense	(\$1,309)	(\$4,067)	(\$5,000)	(\$6,000)
CL 100-15-181 (Elections)	Expenses	100-15-181-33351	Vehicle Fuel Costs	\$0	\$0	\$0	(\$700)
CL 100-15-181 (Elections)	Expenses	100-15-181-33360	Motor Pool Expense	\$0	\$0	\$0	(\$1,600)
Total Revenues				\$78,836	\$222,625	\$70,098	\$16,440
Total Expenses				(\$230,602)	(\$377,315)	(\$362,564)	(\$298,456)
Fund Contribution				(\$151,766)	(\$154,691)	(\$292,466)	(\$282,016)

Governance and Administration

Proposal	Type	Account String	Account Name	FY 2020-21	FY 2021-22	FY 2022-23	FY 2023-24
				Actuals	Actuals	Adopted Budget	Preliminary Budget
CA 100-11-020 (County Administration)	Revenues	100-11-020-12060	Filming Permits	\$2,600	\$1,950	\$2,400	\$2,400
CA 100-11-020 (County Administration)	Revenues	100-11-020-14050	Rental Income	\$0	\$0	\$0	\$0
CA 100-11-020 (County Administration)	Revenues	100-11-020-16016	General Sale Of Goods	\$0	\$0	\$0	\$0
CA 100-11-020 (County Administration)	Revenues	100-11-020-16240	Labor Reimbursement	\$0	\$0	\$0	\$0
CA 100-11-020 (County Administration)	Revenues	100-11-020-16610	Insurance Loss Prevention Subs	\$0	\$0	\$0	\$0
CA 100-11-020 (County Administration)	Revenues	100-11-020-16611	Special Event Insurance	\$0	\$0	\$400	\$400
CA 100-11-020 (County Administration)	Revenues	100-11-020-17010	Miscellaneous Revenue	\$40	\$0	\$0	\$0
CA 100-11-020 (County Administration)	Revenues	100-11-020-17130	Electronic Key Fee	\$30	\$0	\$0	\$0
CA 100-11-020 (County Administration)	Revenues	100-11-020-18100	Operating Transfers In	\$0	\$0	\$0	\$0
CA 100-11-020 (County Administration)	Revenues	100-11-020-18960	A-87 Indirect Costs	\$0	\$0	\$0	\$0
CA 100-11-020 (County Administration)	Expenses	100-11-020-21100	Permanent	(\$782,385)	(\$545,493)	(\$1,143,471)	(\$631,730)
CA 100-11-020 (County Administration)	Expenses	100-11-020-21103	Education Add-on Pay	\$0	\$0	\$0	\$0
CA 100-11-020 (County Administration)	Expenses	100-11-020-21104	Bilingual	\$0	\$0	\$0	\$0
CA 100-11-020 (County Administration)	Expenses	100-11-020-21106	Cash-outs (Vac, SL, Comp)	\$0	\$0	\$0	\$0
CA 100-11-020 (County Administration)	Expenses	100-11-020-21120	Overtime	(\$5,891)	(\$10,660)	\$0	(\$10,000)
CA 100-11-020 (County Administration)	Expenses	100-11-020-21130	Auto Allowance	\$0	\$0	\$0	\$0
CA 100-11-020 (County Administration)	Expenses	100-11-020-21410	Holiday Pay	\$0	\$0	\$0	\$0
CA 100-11-020 (County Administration)	Expenses	100-11-020-22100	Other Employee Benefits	(\$88,694)	(\$65,226)	(\$37,434)	\$0
CA 100-11-020 (County Administration)	Expenses	100-11-020-22101	Medicare	\$0	\$0	\$0	(\$9,160)
CA 100-11-020 (County Administration)	Expenses	100-11-020-22102	Social Security (FICA)	\$0	\$0	\$0	(\$3,304)
CA 100-11-020 (County Administration)	Expenses	100-11-020-22103	401a Contributions	\$0	\$0	\$0	(\$5,487)
CA 100-11-020 (County Administration)	Expenses	100-11-020-22105	State Disability	\$0	\$0	\$0	(\$6,311)
CA 100-11-020 (County Administration)	Expenses	100-11-020-22106	Unemployment	\$0	\$0	\$0	(\$632)
CA 100-11-020 (County Administration)	Expenses	100-11-020-22109	Cellphone Stipends	\$0	\$0	\$0	(\$4,500)
CA 100-11-020 (County Administration)	Expenses	100-11-020-22110	Health (Medical-Dental-Vision)	(\$74,586)	(\$73,650)	(\$198,647)	(\$121,189)
CA 100-11-020 (County Administration)	Expenses	100-11-020-22120	Pension	(\$186,839)	(\$224,223)	(\$326,568)	(\$186,676)
CA 100-11-020 (County Administration)	Expenses	100-11-020-22125	PRST Contribution	\$0	\$0	(\$83,236)	(\$43,041)
CA 100-11-020 (County Administration)	Expenses	100-11-020-30120	Uniform Allowance	\$0	\$0	\$0	\$0
CA 100-11-020 (County Administration)	Expenses	100-11-020-30280	Telephone/Communications	(\$2,350)	(\$5,919)	(\$8,700)	(\$5,000)
CA 100-11-020 (County Administration)	Expenses	100-11-020-30500	Workers' Comp Ins Expense	(\$27,102)	(\$28,854)	(\$27,297)	(\$10,296)
CA 100-11-020 (County Administration)	Expenses	100-11-020-30510	Liability Insurance Expense	(\$6,616)	(\$8,195)	(\$7,123)	(\$3,640)
CA 100-11-020 (County Administration)	Expenses	100-11-020-31700	Membership Fees	(\$1,838)	(\$1,563)	(\$2,695)	(\$2,500)
CA 100-11-020 (County Administration)	Expenses	100-11-020-32000	Office Expense	(\$12,195)	(\$33,773)	(\$12,250)	(\$10,000)
CA 100-11-020 (County Administration)	Expenses	100-11-020-32010	TECHNOLOGY EXPENSES	(\$11,346)	(\$14,428)	(\$16,774)	(\$14,026)
CA 100-11-020 (County Administration)	Expenses	100-11-020-32020	Technology Expense-Software Licenses	(\$12,646)	(\$17,420)	(\$25,584)	\$0
CA 100-11-020 (County Administration)	Expenses	100-11-020-32030	Copier Pool	\$0	\$0	(\$4,240)	(\$4,605)
CA 100-11-020 (County Administration)	Expenses	100-11-020-32360	Consulting Services	(\$53,094)	(\$26,126)	(\$35,000)	(\$35,000)
CA 100-11-020 (County Administration)	Expenses	100-11-020-32450	Contract Services	(\$7,154)	(\$317,723)	(\$306,000)	(\$200,000)
CA 100-11-020 (County Administration)	Expenses	100-11-020-33140	Recruiting Expenses	(\$10,281)	(\$90,811)	(\$60,000)	(\$50,000)
CA 100-11-020 (County Administration)	Expenses	100-11-020-33350	Travel & Training Expense	(\$1,758)	(\$13,317)	(\$16,000)	(\$15,000)
CA 100-11-020 (County Administration)	Expenses	100-11-020-33351	Vehicle Fuel Costs	(\$697)	(\$2,640)	(\$6,000)	(\$5,000)
CA 100-11-020 (County Administration)	Expenses	100-11-020-33360	Motor Pool Expense	(\$2,298)	(\$9,273)	(\$13,882)	(\$8,000)
CA 100-11-020 (County Administration)	Expenses	100-11-020-33602	Civic Center Utilities	(\$4,708)	(\$9,371)	(\$10,160)	(\$5,500)
CA 100-11-020 (County Administration)	Expenses	100-11-020-60110	Civic Center Rent	\$0	\$0	(\$88,044)	(\$88,044)
Total Revenues				\$2,670	\$1,950	\$2,800	\$2,800
Total Expenses				(\$1,292,479)	(\$1,498,665)	(\$2,429,105)	(\$1,478,641)
Fund Contribution				(\$1,289,809)	(\$1,496,715)	(\$2,426,305)	(\$1,475,841)

Governance and Administration

Proposal	Type	Account String	Account Name	FY 2020-21	FY 2021-22	FY 2022-23	FY 2023-24
				Actuals	Actuals	Adopted Budget	Preliminary Budget
CA 100-14-030 (Human Resources)	Expenses	100-14-030-21100	Permanent	\$0	\$0	\$0	(\$341,197)
CA 100-14-030 (Human Resources)	Expenses	100-14-030-30500	Workers' Comp Ins Expense	\$0	\$0	\$0	(\$1,250)
CA 100-14-030 (Human Resources)	Expenses	100-14-030-30510	Liability Insurance Expense	\$0	\$0	\$0	(\$4,550)
CA 100-14-030 (Human Resources)	Expenses	100-14-030-32000	Office Expense	\$0	\$0	\$0	(\$7,272)
CA 100-14-030 (Human Resources)	Expenses	100-14-030-32010	TECHNOLOGY EXPENSES	\$0	\$0	\$0	(\$9,290)
CA 100-14-030 (Human Resources)	Expenses	100-14-030-32020	Technology Expense-Software Licenses	\$0	\$0	\$0	\$0
CA 100-14-030 (Human Resources)	Expenses	100-14-030-32030	Copier Pool	\$0	\$0	\$0	(\$200)
CA 100-14-030 (Human Resources)	Expenses	100-14-030-32360	Consulting Services	\$0	\$0	\$0	\$0
CA 100-14-030 (Human Resources)	Expenses	100-14-030-32450	Contract Services	\$0	\$0	\$0	\$0
CA 100-14-030 (Human Resources)	Expenses	100-14-030-33360	Motor Pool Expense	\$0	\$0	\$0	(\$7,000)
CA 100-14-030 (Human Resources)	Expenses	100-41-030-21105	Out of Class Pay	\$0	\$0	\$0	\$0
CA 100-14-030 (Human Resources)	Expenses	100-41-030-21106	Cash-outs (Vac, SL, Comp)	\$0	\$0	\$0	\$0
CA 100-14-030 (Human Resources)	Expenses	100-41-030-22100	Other Employee Benefits	\$0	\$0	\$0	\$0
CA 100-14-030 (Human Resources)	Expenses	100-41-030-22101	Medicare	\$0	\$0	\$0	\$0
CA 100-14-030 (Human Resources)	Expenses	100-41-030-22103	401a Contributions	\$0	\$0	\$0	\$0
CA 100-14-030 (Human Resources)	Expenses	100-41-030-22105	State Disability	\$0	\$0	\$0	\$0
CA 100-14-030 (Human Resources)	Expenses	100-41-030-22106	Unemployment	\$0	\$0	\$0	\$0
CA 100-14-030 (Human Resources)	Expenses	100-41-030-22109	Cellphone Stipends	\$0	\$0	\$0	\$0
CA 100-14-030 (Human Resources)	Expenses	100-41-030-22110	Health (Medical-Dental-Vision)	\$0	\$0	\$0	\$0
CA 100-14-030 (Human Resources)	Expenses	100-41-030-22125	PRST Contribution	\$0	\$0	\$0	\$0
Total Revenues				\$0	\$0	\$0	\$0
Total Expenses				\$0	\$0	\$0	(\$370,759)
Fund Contribution				\$0	\$0	\$0	(\$370,759)

Governance and Administration

Proposal	Type	Account String	Account Name	FY 2020-21	FY 2021-22	FY 2022-23	FY 2023-24
				Actuals	Actuals	Adopted Budget	Preliminary Budget
CC 100-13-120 (County Counsel)	Revenues	100-13-120-15900	Oth: Other Govt Agencies	\$300	\$0	\$0	\$0
CC 100-13-120 (County Counsel)	Revenues	100-13-120-16010	Prop Tax Admin & Collection Fe	\$1,957	\$1,285	\$3,000	\$1,285
CC 100-13-120 (County Counsel)	Revenues	100-13-120-16163	SB 2 Reimbursement	\$0	\$0	\$0	\$0
CC 100-13-120 (County Counsel)	Revenues	100-13-120-16371	Professional Service Fees	\$19,464	\$2,796	\$2,000	\$2,000
CC 100-13-120 (County Counsel)	Revenues	100-13-120-17010	Miscellaneous Revenue	\$0	\$0	\$0	\$0
CC 100-13-120 (County Counsel)	Revenues	100-13-120-18960	A-87 Indirect Costs	\$0	\$0	\$0	\$0
CC 100-13-120 (County Counsel)	Expenses	100-13-120-21100	Permanent	(\$616,902)	(\$653,101)	(\$686,856)	(\$724,614)
CC 100-13-120 (County Counsel)	Expenses	100-13-120-21103	Education Add-on Pay	\$0	\$0	\$0	\$0
CC 100-13-120 (County Counsel)	Expenses	100-13-120-21104	Bilingual	\$0	\$0	\$0	\$0
CC 100-13-120 (County Counsel)	Expenses	100-13-120-21106	Cash-outs (Vac, SL, Comp)	\$0	\$0	\$0	(\$5,878)
CC 100-13-120 (County Counsel)	Expenses	100-13-120-21130	Auto Allowance	\$0	\$0	\$0	\$0
CC 100-13-120 (County Counsel)	Expenses	100-13-120-21410	Holiday Pay	\$0	\$0	\$0	\$0
CC 100-13-120 (County Counsel)	Expenses	100-13-120-22100	Other Employee Benefits	(\$86,120)	(\$74,705)	(\$31,424)	\$0
CC 100-13-120 (County Counsel)	Expenses	100-13-120-22101	Medicare	\$0	\$0	\$0	(\$10,592)
CC 100-13-120 (County Counsel)	Expenses	100-13-120-22102	Social Security (FICA)	\$0	\$0	\$0	(\$440)
CC 100-13-120 (County Counsel)	Expenses	100-13-120-22103	401a Contributions	\$0	\$0	\$0	(\$13,316)
CC 100-13-120 (County Counsel)	Expenses	100-13-120-22104	Life Insurance	\$0	\$0	\$0	(\$815)
CC 100-13-120 (County Counsel)	Expenses	100-13-120-22105	State Disability	\$0	\$0	\$0	(\$7,146)
CC 100-13-120 (County Counsel)	Expenses	100-13-120-22106	Unemployment	\$0	\$0	\$0	(\$730)
CC 100-13-120 (County Counsel)	Expenses	100-13-120-22109	Cellphone Stipends	\$0	\$0	\$0	(\$6,300)
CC 100-13-120 (County Counsel)	Expenses	100-13-120-22110	Health (Medical-Dental-Vision)	(\$48,216)	(\$55,392)	(\$105,430)	(\$123,049)
CC 100-13-120 (County Counsel)	Expenses	100-13-120-22120	Pension	(\$171,540)	(\$178,999)	(\$196,815)	(\$212,027)
CC 100-13-120 (County Counsel)	Expenses	100-13-120-22125	PRST Contribution	\$0	\$0	(\$50,419)	(\$49,582)
CC 100-13-120 (County Counsel)	Expenses	100-13-120-30280	Telephone/Communications	(\$3,162)	(\$2,262)	(\$1,800)	\$0
CC 100-13-120 (County Counsel)	Expenses	100-13-120-30500	Workers' Comp Ins Expense	(\$6,240)	(\$6,841)	(\$6,543)	(\$5,391)
CC 100-13-120 (County Counsel)	Expenses	100-13-120-30510	Liability Insurance Expense	(\$3,738)	(\$4,778)	(\$5,073)	(\$5,499)
CC 100-13-120 (County Counsel)	Expenses	100-13-120-31200	Equip Maintenance & Repair	\$0	\$0	\$0	\$0
CC 100-13-120 (County Counsel)	Expenses	100-13-120-31400	Building/Land Maint & Repair	\$0	\$0	\$0	\$0
CC 100-13-120 (County Counsel)	Expenses	100-13-120-31700	Membership Fees	(\$4,661)	(\$4,501)	(\$6,500)	(\$6,500)
CC 100-13-120 (County Counsel)	Expenses	100-13-120-32000	Office Expense	(\$5,974)	(\$6,674)	(\$7,000)	(\$8,000)
CC 100-13-120 (County Counsel)	Expenses	100-13-120-32010	TECHNOLOGY EXPENSES	(\$5,765)	(\$9,487)	(\$10,378)	(\$11,257)
CC 100-13-120 (County Counsel)	Expenses	100-13-120-32020	Technology Expense-Software Licenses	\$0	\$0	\$0	\$0
CC 100-13-120 (County Counsel)	Expenses	100-13-120-32030	Copier Pool	\$0	\$0	(\$2,680)	(\$2,640)
CC 100-13-120 (County Counsel)	Expenses	100-13-120-32360	Consulting Services	\$0	\$0	\$0	\$0
CC 100-13-120 (County Counsel)	Expenses	100-13-120-32390	Legal Services	(\$65,106)	(\$81,612)	(\$50,000)	(\$50,000)
CC 100-13-120 (County Counsel)	Expenses	100-13-120-32450	Contract Services	(\$726)	\$0	(\$2,000)	(\$2,000)
CC 100-13-120 (County Counsel)	Expenses	100-13-120-32500	Professional & Specialized Ser	\$0	\$0	\$0	\$0
CC 100-13-120 (County Counsel)	Expenses	100-13-120-32950	Rents & Leases - Real Property	\$0	\$0	\$0	\$0
CC 100-13-120 (County Counsel)	Expenses	100-13-120-33120	Special Department Expense	(\$15,239)	(\$15,024)	(\$13,750)	(\$13,000)
CC 100-13-120 (County Counsel)	Expenses	100-13-120-33350	Travel & Training Expense	(\$4,313)	(\$10,318)	(\$15,000)	(\$15,000)
CC 100-13-120 (County Counsel)	Expenses	100-13-120-33351	Vehicle Fuel Costs	(\$401)	(\$48)	(\$2,000)	\$0
CC 100-13-120 (County Counsel)	Expenses	100-13-120-33360	Motor Pool Expense	(\$1,716)	(\$453)	(\$3,460)	(\$1,466)
CC 100-13-120 (County Counsel)	Expenses	100-13-120-33602	Civic Center Utilities	(\$4,385)	(\$4,943)	(\$6,223)	(\$6,000)
CC 100-13-120 (County Counsel)	Expenses	100-13-120-53030	Capital Equipment, \$5,000+	\$0	\$0	\$0	\$0
CC 100-13-120 (County Counsel)	Expenses	100-13-120-60110	Civic Center Rent	\$0	\$0	(\$78,316)	(\$79,680)
Total Revenues				\$21,721	\$4,081	\$5,000	\$3,285
Total Expenses				(\$1,044,205)	(\$1,109,139)	(\$1,281,667)	(\$1,360,923)
Fund Contribution				(\$1,022,484)	(\$1,105,058)	(\$1,276,667)	(\$1,357,638)

Governance and Administration

Proposal	Type	Account String	Account Name	FY 2020-21	FY 2021-22	FY 2022-23	FY 2023-24
				Actuals	Actuals	Adopted Budget	Preliminary Budget
FN 100-12-070 (Finance)	Revenues	100-12-070-12020	Business License Fees	\$20,531	\$19,462	\$20,300	\$19,500
FN 100-12-070 (Finance)	Revenues	100-12-070-14030	CalPERS Discount	\$149,631	\$171,830	\$193,302	\$193,000
FN 100-12-070 (Finance)	Revenues	100-12-070-15900	Oth: Other Govt Agencies	\$0	\$0	\$0	\$0
FN 100-12-070 (Finance)	Revenues	100-12-070-16010	Prop Tax Admin & Collection Fe	\$122,643	\$123,796	\$130,000	\$123,796
FN 100-12-070 (Finance)	Revenues	100-12-070-16040	Research & Cost Recovery Fees	\$12,740	\$11,280	\$12,740	\$12,000
FN 100-12-070 (Finance)	Revenues	100-12-070-16180	Tax Bill Changes/Spec Assessme	\$0	\$728	\$0	\$0
FN 100-12-070 (Finance)	Revenues	100-12-070-16381	Sale-Excess Proceeds	\$0	\$0	\$0	\$0
FN 100-12-070 (Finance)	Revenues	100-12-070-16460	Finance Administration Fees	\$0	\$37	\$0	\$0
FN 100-12-070 (Finance)	Revenues	100-12-070-16470	Accounting Service Fees	\$33,023	\$26,535	\$36,400	\$29,800
FN 100-12-070 (Finance)	Revenues	100-12-070-16503	Collection Revenue	\$9,422	\$11,656	\$10,000	\$10,540
FN 100-12-070 (Finance)	Revenues	100-12-070-16550	Parcel Split/Chg Of Ownership&	\$239,924	\$581	\$0	\$500
FN 100-12-070 (Finance)	Revenues	100-12-070-16560	Redemption Fees	\$1,950	\$1,540	\$1,800	\$1,750
FN 100-12-070 (Finance)	Revenues	100-12-070-16570	5% Supplemental Collection Fee	\$77,908	\$155,212	\$75,000	\$116,600
FN 100-12-070 (Finance)	Revenues	100-12-070-17010	Miscellaneous Revenue	\$0	\$0	\$0	\$0
FN 100-12-070 (Finance)	Revenues	100-12-070-17030	Cal-Card Rebate	\$13,595	\$20,528	\$19,000	\$20,528
FN 100-12-070 (Finance)	Revenues	100-12-070-17500	Loan Repayments	\$0	\$0	\$0	\$0
FN 100-12-070 (Finance)	Revenues	100-12-070-18000	Other Financing Sources	\$0	\$0	\$0	\$0
FN 100-12-070 (Finance)	Revenues	100-12-070-18100	Operating Transfers In	\$0	\$0	\$0	\$0
FN 100-12-070 (Finance)	Revenues	100-12-070-18960	A-87 Indirect Costs	\$0	\$0	\$0	\$0
FN 100-12-070 (Finance)	Expenses	100-12-070-21100	Permanent	(\$958,223)	(\$1,006,033)	(\$1,021,366)	(\$1,079,858)
FN 100-12-070 (Finance)	Expenses	100-12-070-21103	Education Add-on Pay	\$0	\$0	\$0	\$0
FN 100-12-070 (Finance)	Expenses	100-12-070-21104	Bilingual	\$0	\$0	\$0	\$0
FN 100-12-070 (Finance)	Expenses	100-12-070-21106	Cash-outs (Vac, SL, Comp)	\$0	\$0	\$0	(\$6,121)
FN 100-12-070 (Finance)	Expenses	100-12-070-21120	Overtime	(\$7,987)	(\$2,852)	(\$5,000)	(\$1,500)
FN 100-12-070 (Finance)	Expenses	100-12-070-21130	Auto Allowance	\$0	\$0	\$0	\$0
FN 100-12-070 (Finance)	Expenses	100-12-070-21410	Holiday Pay	\$0	\$0	\$0	\$0
FN 100-12-070 (Finance)	Expenses	100-12-070-22100	Other Employee Benefits	(\$134,792)	(\$131,569)	(\$59,111)	\$0
FN 100-12-070 (Finance)	Expenses	100-12-070-22101	Medicare	\$0	\$0	\$0	(\$15,658)
FN 100-12-070 (Finance)	Expenses	100-12-070-22102	Social Security (FICA)	\$0	\$0	\$0	\$0
FN 100-12-070 (Finance)	Expenses	100-12-070-22103	401a Contributions	\$0	\$0	\$0	(\$32,396)
FN 100-12-070 (Finance)	Expenses	100-12-070-22105	State Disability	\$0	\$0	\$0	(\$12,383)
FN 100-12-070 (Finance)	Expenses	100-12-070-22106	Unemployment	\$0	\$0	\$0	(\$1,080)
FN 100-12-070 (Finance)	Expenses	100-12-070-22109	Cellphone Stipends	\$0	\$0	\$0	(\$11,340)
FN 100-12-070 (Finance)	Expenses	100-12-070-22110	Health (Medical-Dental-Vision)	(\$209,495)	(\$217,345)	(\$237,030)	(\$248,918)
FN 100-12-070 (Finance)	Expenses	100-12-070-22120	Pension	(\$273,246)	(\$300,914)	(\$295,721)	(\$319,098)
FN 100-12-070 (Finance)	Expenses	100-12-070-22125	PRST Contribution	\$0	\$0	(\$75,603)	(\$73,814)
FN 100-12-070 (Finance)	Expenses	100-12-070-30000	Investment Expense	\$0	\$0	\$0	\$0
FN 100-12-070 (Finance)	Expenses	100-12-070-30120	Uniform Allowance	\$0	\$0	\$0	\$0
FN 100-12-070 (Finance)	Expenses	100-12-070-30280	Telephone/Communications	(\$11,964)	(\$12,178)	(\$11,340)	\$0
FN 100-12-070 (Finance)	Expenses	100-12-070-30500	Workers' Comp Ins Expense	(\$16,223)	(\$17,786)	(\$17,012)	(\$12,937)
FN 100-12-070 (Finance)	Expenses	100-12-070-30510	Liability Insurance Expense	(\$10,100)	(\$9,764)	(\$9,503)	(\$9,704)
FN 100-12-070 (Finance)	Expenses	100-12-070-31200	Equip Maintenance & Repair	(\$395)	(\$395)	(\$600)	(\$395)
FN 100-12-070 (Finance)	Expenses	100-12-070-31700	Membership Fees	(\$2,556)	(\$2,076)	(\$3,615)	(\$3,615)
FN 100-12-070 (Finance)	Expenses	100-12-070-32000	Office Expense	(\$31,783)	(\$34,721)	(\$13,940)	(\$39,600)
FN 100-12-070 (Finance)	Expenses	100-12-070-32010	TECHNOLOGY EXPENSES	(\$14,738)	(\$21,056)	(\$28,131)	(\$27,441)
FN 100-12-070 (Finance)	Expenses	100-12-070-32020	Technology Expense-Software Licenses	(\$204,776)	(\$209,249)	(\$225,942)	(\$211,317)
FN 100-12-070 (Finance)	Expenses	100-12-070-32030	Copier Pool	\$0	\$0	(\$22,923)	(\$22,988)
FN 100-12-070 (Finance)	Expenses	100-12-070-32350	Annual Audit	(\$127,177)	(\$103,216)	(\$117,161)	(\$144,503)
FN 100-12-070 (Finance)	Expenses	100-12-070-32360	Consulting Services	(\$23,580)	(\$22,070)	(\$21,000)	(\$20,730)
FN 100-12-070 (Finance)	Expenses	100-12-070-32500	Professional & Specialized Ser	(\$75,329)	(\$83,296)	(\$42,500)	(\$54,930)
FN 100-12-070 (Finance)	Expenses	100-12-070-32800	Publications & Legal Notices	(\$2,237)	(\$2,381)	(\$3,400)	(\$2,350)
FN 100-12-070 (Finance)	Expenses	100-12-070-33120	Special Department Expense	(\$10,459)	(\$9,218)	(\$9,550)	(\$10,016)
FN 100-12-070 (Finance)	Expenses	100-12-070-33199	Special Dept Expense - Interfund Transfers	\$0	\$0	\$0	\$0
FN 100-12-070 (Finance)	Expenses	100-12-070-33350	Travel & Training Expense	(\$6,412)	(\$17,600)	(\$34,050)	(\$34,000)
FN 100-12-070 (Finance)	Expenses	100-12-070-33351	Vehicle Fuel Costs	\$0	(\$103)	(\$500)	(\$1,000)
FN 100-12-070 (Finance)	Expenses	100-12-070-33360	Motor Pool Expense	\$0	(\$210)	(\$1,000)	(\$728)
Total Revenues				\$681,367	\$543,185	\$498,542	\$528,014
Total Expenses				(\$2,121,472)	(\$2,204,031)	(\$2,255,999)	(\$2,398,418)
Fund Contribution				(\$1,440,106)	(\$1,660,846)	(\$1,757,457)	(\$1,870,404)

Governance and Administration

Proposal	Type	Account String	Account Name	FY 2020-21	FY 2021-22	FY 2022-23	FY 2023-24
				Actuals	Actuals	Adopted Budget	Preliminary Budget
IT 100-17-150 (Information Technology)	Revenues	100-17-150-14080	Repeater Tower Rent	\$0	\$0	\$0	\$0
IT 100-17-150 (Information Technology)	Revenues	100-17-150-15819	Fed: Misc Fed Grants	\$0	\$0	\$0	\$0
IT 100-17-150 (Information Technology)	Revenues	100-17-150-15901	Oth: Info Tech Misc Grants	\$0	\$0	\$0	\$0
IT 100-17-150 (Information Technology)	Revenues	100-17-150-16199	Charges for Services - Interfund Transfers	\$0	\$0	\$0	\$0
IT 100-17-150 (Information Technology)	Revenues	100-17-150-16900	Misc Charges For Services	\$12,952	(\$14,071)	\$0	\$0
IT 100-17-150 (Information Technology)	Revenues	100-17-150-16951	It Service Contracts	\$303,800	\$315,438	\$297,000	\$281,500
IT 100-17-150 (Information Technology)	Revenues	100-17-150-16960	Gis Fees	\$0	\$0	\$0	\$0
IT 100-17-150 (Information Technology)	Revenues	100-17-150-18100	Operating Transfers In	\$0	\$0	\$0	\$0
IT 100-17-150 (Information Technology)	Revenues	100-17-150-18960	A-87 Indirect Costs	\$0	\$0	\$0	\$0
IT 100-17-150 (Information Technology)	Expenses	100-17-150-21100	Permanent	(\$1,019,313)	(\$1,056,765)	(\$1,099,159)	(\$1,122,864)
IT 100-17-150 (Information Technology)	Expenses	100-17-150-21103	Education Add-on Pay	\$0	\$0	\$0	\$0
IT 100-17-150 (Information Technology)	Expenses	100-17-150-21104	Bilingual	\$0	\$0	\$0	\$0
IT 100-17-150 (Information Technology)	Expenses	100-17-150-21106	Cash-outs (Vac, SL, Comp)	\$0	\$0	\$0	\$0
IT 100-17-150 (Information Technology)	Expenses	100-17-150-21120	Overtime	(\$5,993)	(\$9,380)	(\$5,000)	(\$10,000)
IT 100-17-150 (Information Technology)	Expenses	100-17-150-21130	Auto Allowance	\$0	\$0	\$0	\$0
IT 100-17-150 (Information Technology)	Expenses	100-17-150-21410	Holiday Pay	\$0	\$0	\$0	\$0
IT 100-17-150 (Information Technology)	Expenses	100-17-150-22100	Other Employee Benefits	(\$133,481)	(\$118,174)	(\$51,576)	\$0
IT 100-17-150 (Information Technology)	Expenses	100-17-150-22101	Medicare	\$0	\$0	\$0	(\$15,919)
IT 100-17-150 (Information Technology)	Expenses	100-17-150-22102	Social Security (FICA)	\$0	\$0	\$0	\$0
IT 100-17-150 (Information Technology)	Expenses	100-17-150-22103	401a Contributions	\$0	\$0	\$0	(\$18,820)
IT 100-17-150 (Information Technology)	Expenses	100-17-150-22105	State Disability	\$0	\$0	\$0	(\$12,914)
IT 100-17-150 (Information Technology)	Expenses	100-17-150-22106	Unemployment	\$0	\$0	\$0	(\$1,098)
IT 100-17-150 (Information Technology)	Expenses	100-17-150-22109	Cellphone Stipends	\$0	\$0	\$0	(\$6,301)
IT 100-17-150 (Information Technology)	Expenses	100-17-150-22110	Health (Medical-Dental-Vision)	(\$185,524)	(\$155,350)	(\$210,453)	(\$238,599)
IT 100-17-150 (Information Technology)	Expenses	100-17-150-22120	Pension	(\$284,473)	(\$290,828)	(\$312,938)	(\$324,419)
IT 100-17-150 (Information Technology)	Expenses	100-17-150-22125	PRST Contribution	\$0	\$0	(\$78,799)	(\$75,224)
IT 100-17-150 (Information Technology)	Expenses	100-17-150-30120	Uniform Allowance	\$0	\$0	\$0	\$0
IT 100-17-150 (Information Technology)	Expenses	100-17-150-30280	Telephone/Communications	(\$77,816)	(\$10,566)	(\$10,301)	(\$10,301)
IT 100-17-150 (Information Technology)	Expenses	100-17-150-30500	Workers' Comp Ins Expense	(\$25,307)	(\$23,114)	(\$45,642)	(\$47,627)
IT 100-17-150 (Information Technology)	Expenses	100-17-150-30510	Liability Insurance Expense	(\$12,322)	(\$12,563)	(\$9,719)	(\$10,611)
IT 100-17-150 (Information Technology)	Expenses	100-17-150-31200	Equip Maintenance & Repair	(\$2,795)	(\$1,528)	(\$2,500)	(\$2,500)
IT 100-17-150 (Information Technology)	Expenses	100-17-150-31400	Building/Land Maint & Repair	\$0	\$0	(\$6,000)	(\$6,000)
IT 100-17-150 (Information Technology)	Expenses	100-17-150-32000	Office Expense	(\$1,716)	(\$3,458)	(\$2,500)	(\$2,400)
IT 100-17-150 (Information Technology)	Expenses	100-17-150-32001	Info Tech Basic Stock Supplies	\$0	(\$9)	\$0	\$0
IT 100-17-150 (Information Technology)	Expenses	100-17-150-32010	TECHNOLOGY EXPENSES	(\$18,625)	(\$23,365)	(\$26,082)	(\$27,072)
IT 100-17-150 (Information Technology)	Expenses	100-17-150-32020	Technology Expense-Software Licenses	(\$2,534)	(\$1,066)	(\$1,950)	(\$2,270)
IT 100-17-150 (Information Technology)	Expenses	100-17-150-32030	Copier Pool	\$0	\$0	\$0	(\$106)
IT 100-17-150 (Information Technology)	Expenses	100-17-150-32360	Consulting Services	(\$22,577)	(\$1,800)	\$0	\$0
IT 100-17-150 (Information Technology)	Expenses	100-17-150-32860	Rents & Leases - Other	\$0	\$0	\$0	\$0
IT 100-17-150 (Information Technology)	Expenses	100-17-150-32950	Rents & Leases - Real Property	(\$357)	\$0	\$0	\$0
IT 100-17-150 (Information Technology)	Expenses	100-17-150-33010	Small Tools & Instruments	\$0	\$0	\$0	\$0
IT 100-17-150 (Information Technology)	Expenses	100-17-150-33120	Special Department Expense	\$0	\$0	\$0	(\$3,500)
IT 100-17-150 (Information Technology)	Expenses	100-17-150-33199	Special Dept Expense - Interfund Transfers	\$0	\$0	\$0	\$0
IT 100-17-150 (Information Technology)	Expenses	100-17-150-33350	Travel & Training Expense	(\$6,087)	(\$12,031)	(\$15,000)	(\$15,000)
IT 100-17-150 (Information Technology)	Expenses	100-17-150-33351	Vehicle Fuel Costs	(\$2,400)	(\$6,747)	(\$3,500)	(\$5,000)
IT 100-17-150 (Information Technology)	Expenses	100-17-150-33360	Motor Pool Expense	(\$2,418)	(\$12,881)	(\$8,162)	(\$16,700)
IT 100-17-150 (Information Technology)	Expenses	100-17-150-33602	Civic Center Utilities	(\$4,751)	(\$5,355)	(\$6,034)	(\$6,000)
IT 100-17-150 (Information Technology)	Expenses	100-17-150-53030	Capital Equipment, \$5,000+	\$0	\$0	\$0	\$0
IT 100-17-150 (Information Technology)	Expenses	100-17-150-60110	Civic Center Rent	\$0	\$0	(\$84,904)	(\$86,340)
IT 100-17-150 (Information Technology)	Expenses	100-17-150-70500	Credit Card Clearing Account	(\$420)	\$0	\$0	\$0
IT 100-17-150 (Information Technology)	Expenses	100-17-150-72960	A-87 Indirect Costs	\$0	\$0	\$0	\$0
Total Revenues				\$316,752	\$301,367	\$297,000	\$281,500
Total Expenses				(\$1,808,909)	(\$1,744,980)	(\$1,980,220)	(\$2,067,584)
Fund Contribution				(\$1,492,157)	(\$1,443,613)	(\$1,683,220)	(\$1,786,084)

Governance and Administration

Proposal	Type	Account String	Account Name	FY 2020-21	FY 2021-22	FY 2022-23	FY 2023-24
				Actuals	Actuals	Adopted Budget	Preliminary Budget
CL 173-27-180 (Clerk Micrographics-Social Security Truncation)	Revenues	173-27-180-14010	Interest Income	\$1,268	\$1,418	\$0	\$1,000
CL 173-27-180 (Clerk Micrographics-Social Security Truncation)	Revenues	173-27-180-16131	Social Security Truncation Fee	\$9,717	\$7,228	\$6,000	\$3,000
CL 173-27-180 (Clerk Micrographics-Social Security Truncation)	Revenues	173-27-180-17010	Miscellaneous Revenue	\$9,776	\$7,352	\$6,000	\$3,000
CL 173-27-180 (Clerk Micrographics-Social Security Truncation)	Expenses	173-27-180-20010	Expenditures	\$0	\$0	(\$17,250)	(\$8,000)
CL 173-27-180 (Clerk Micrographics-Social Security Truncation)	Expenses	173-27-180-21100	Permanent	\$0	\$0	\$0	(\$13,500)
CL 173-27-180 (Clerk Micrographics-Social Security Truncation)	Expenses	173-27-180-21103	Education Add-on Pay	\$0	\$0	\$0	\$0
CL 173-27-180 (Clerk Micrographics-Social Security Truncation)	Expenses	173-27-180-21104	Bilingual	\$0	\$0	\$0	\$0
CL 173-27-180 (Clerk Micrographics-Social Security Truncation)	Expenses	173-27-180-21106	Cash-outs (Vac, SL, Comp)	\$0	\$0	\$0	\$0
CL 173-27-180 (Clerk Micrographics-Social Security Truncation)	Expenses	173-27-180-21130	Auto Allowance	\$0	\$0	\$0	\$0
CL 173-27-180 (Clerk Micrographics-Social Security Truncation)	Expenses	173-27-180-21410	Holiday Pay	\$0	\$0	\$0	\$0
CL 173-27-180 (Clerk Micrographics-Social Security Truncation)	Expenses	173-27-180-22100	Other Employee Benefits	\$0	\$0	\$0	(\$1,700)
CL 173-27-180 (Clerk Micrographics-Social Security Truncation)	Expenses	173-27-180-22101	Medicare	\$0	\$0	\$0	\$0
CL 173-27-180 (Clerk Micrographics-Social Security Truncation)	Expenses	173-27-180-22102	Social Security (FICA)	\$0	\$0	\$0	\$0
CL 173-27-180 (Clerk Micrographics-Social Security Truncation)	Expenses	173-27-180-22103	401a Contributions	\$0	\$0	\$0	\$0
CL 173-27-180 (Clerk Micrographics-Social Security Truncation)	Expenses	173-27-180-22104	Life Insurance	\$0	\$0	\$0	\$0
CL 173-27-180 (Clerk Micrographics-Social Security Truncation)	Expenses	173-27-180-22105	State Disability	\$0	\$0	\$0	\$0
CL 173-27-180 (Clerk Micrographics-Social Security Truncation)	Expenses	173-27-180-22106	Unemployment	\$0	\$0	\$0	\$0
CL 173-27-180 (Clerk Micrographics-Social Security Truncation)	Expenses	173-27-180-22109	Cellphone Stipends	\$0	\$0	\$0	\$0
CL 173-27-180 (Clerk Micrographics-Social Security Truncation)	Expenses	173-27-180-22110	Health (Medical-Dental-Vision)	\$0	\$0	\$0	\$0
CL 173-27-180 (Clerk Micrographics-Social Security Truncation)	Expenses	173-27-180-22120	Pension	\$0	\$0	\$0	\$0
CL 173-27-180 (Clerk Micrographics-Social Security Truncation)	Expenses	173-27-180-22125	PRST Contribution	\$0	\$0	\$0	\$0
CL 173-27-180 (Clerk Micrographics-Social Security Truncation)	Expenses	173-27-180-30120	Uniform Allowance	\$0	\$0	\$0	\$0
CL 173-27-180 (Clerk Micrographics-Social Security Truncation)	Expenses	173-27-180-33120	Special Department Expense	\$0	\$0	\$0	(\$1,700)
Total Revenues				\$20,761	\$15,998	\$12,000	\$7,000
Total Expenses				\$0	\$0	(\$17,250)	(\$24,900)
Fund Contribution				\$20,761	\$15,998	(\$5,250)	(\$17,900)

Governance and Administration

Proposal	Type	Account String	Account Name	FY 2020-21	FY 2021-22	FY 2022-23	FY 2023-24
				Actuals	Actuals	Adopted Budget	Preliminary Budget
CL 174-27-180 (Clerk Modernization)	Revenues	174-27-180-14010	Interest Income	\$2,399	\$2,802	\$1,000	\$1,000
CL 174-27-180 (Clerk Modernization)	Revenues	174-27-180-17010	Miscellaneous Revenue	\$49,664	\$35,678	\$31,000	\$31,000
CL 174-27-180 (Clerk Modernization)	Expenses	174-27-180-20010	Expenditures	\$0	\$0	(\$182,760)	(\$78,300)
CL 174-27-180 (Clerk Modernization)	Expenses	174-27-180-21100	Permanent	\$0	\$0	\$0	(\$13,500)
CL 174-27-180 (Clerk Modernization)	Expenses	174-27-180-21103	Education Add-on Pay	\$0	\$0	\$0	\$0
CL 174-27-180 (Clerk Modernization)	Expenses	174-27-180-21104	Bilingual	\$0	\$0	\$0	\$0
CL 174-27-180 (Clerk Modernization)	Expenses	174-27-180-21106	Cash-outs (Vac, SL, Comp)	\$0	\$0	\$0	\$0
CL 174-27-180 (Clerk Modernization)	Expenses	174-27-180-21130	Auto Allowance	\$0	\$0	\$0	\$0
CL 174-27-180 (Clerk Modernization)	Expenses	174-27-180-21410	Holiday Pay	\$0	\$0	\$0	\$0
CL 174-27-180 (Clerk Modernization)	Expenses	174-27-180-22100	Other Employee Benefits	\$0	\$0	\$0	(\$1,700)
CL 174-27-180 (Clerk Modernization)	Expenses	174-27-180-22101	Medicare	\$0	\$0	\$0	\$0
CL 174-27-180 (Clerk Modernization)	Expenses	174-27-180-22102	Social Security (FICA)	\$0	\$0	\$0	\$0
CL 174-27-180 (Clerk Modernization)	Expenses	174-27-180-22103	401a Contributions	\$0	\$0	\$0	\$0
CL 174-27-180 (Clerk Modernization)	Expenses	174-27-180-22104	Life Insurance	\$0	\$0	\$0	\$0
CL 174-27-180 (Clerk Modernization)	Expenses	174-27-180-22105	State Disability	\$0	\$0	\$0	\$0
CL 174-27-180 (Clerk Modernization)	Expenses	174-27-180-22106	Unemployment	\$0	\$0	\$0	\$0
CL 174-27-180 (Clerk Modernization)	Expenses	174-27-180-22109	Cellphone Stipends	\$0	\$0	\$0	\$0
CL 174-27-180 (Clerk Modernization)	Expenses	174-27-180-22110	Health (Medical-Dental-Vision)	\$0	\$0	\$0	\$0
CL 174-27-180 (Clerk Modernization)	Expenses	174-27-180-22120	Pension	\$0	\$0	\$0	\$0
CL 174-27-180 (Clerk Modernization)	Expenses	174-27-180-22125	PRST Contribution	\$0	\$0	\$0	\$0
CL 174-27-180 (Clerk Modernization)	Expenses	174-27-180-30120	Uniform Allowance	\$0	\$0	\$0	\$0
Total Revenues				\$52,063	\$38,480	\$32,000	\$32,000
Total Expenses				\$0	\$0	(\$182,760)	(\$93,500)
Fund Contribution				\$52,063	\$38,480	(\$150,760)	(\$61,500)

Governance and Administration

Proposal	Type	Account String	Account Name	FY 2020-21	FY 2021-22	FY 2022-23	FY 2023-24
				Actuals	Actuals	Adopted Budget	Preliminary Budget
CA 659-10-300 (Workforce Development)	Revenues	659-10-300-14010	Interest Income	\$2,408	\$3,350	\$0	\$0
CA 659-10-300 (Workforce Development)	Revenues	659-10-300-16610	Insurance Loss Prevention Subs	\$0	\$0	\$0	\$0
CA 659-10-300 (Workforce Development)	Revenues	659-10-300-17010	Miscellaneous Revenue	\$60,000	\$60,000	\$60,000	\$60,000
CA 659-10-300 (Workforce Development)	Revenues	659-10-300-17011	Forfeiture Revenue	\$48,518	\$8,001	\$5,000	\$0
CA 659-10-300 (Workforce Development)	Expenses	659-10-300-32360	Consulting Services	\$0	\$0	\$0	\$0
CA 659-10-300 (Workforce Development)	Expenses	659-10-300-32450	Contract Services	(\$17,769)	(\$76,868)	(\$147,500)	(\$117,500)
CA 659-10-300 (Workforce Development)	Expenses	659-10-300-33120	Special Department Expense	\$0	\$0	(\$15,000)	(\$15,000)
CA 659-10-300 (Workforce Development)	Expenses	659-10-300-60110	Civic Center Rent	\$0	\$0	\$0	\$0
Total Revenues				\$110,926	\$71,351	\$65,000	\$60,000
Total Expenses				(\$17,769)	(\$76,868)	(\$162,500)	(\$132,500)
Fund Contribution				\$93,157	(\$5,516)	(\$97,500)	(\$72,500)

Governance and Administration

Proposal	Type	Account String	Account Name	FY 2020-21	FY 2021-22	FY 2022-23	FY 2023-24
				Actuals	Actuals	Adopted Budget	Preliminary Budget
CC 156-21-078 (Law Library)	Revenues	156-21-078-14010	Interest Income	\$460	\$494	\$0	\$0
CC 156-21-078 (Law Library)	Revenues	156-21-078-17010	Miscellaneous Revenue	\$4,793	\$5,344	\$3,000	\$3,000
CC 156-21-078 (Law Library)	Revenues	156-21-078-18100	Operating Transfers In	\$0	\$0	\$0	\$0
CC 156-21-078 (Law Library)	Expenses	156-21-078-20010	Expenditures	\$0	(\$6,310)	(\$13,150)	(\$13,150)
Total Revenues				\$5,253	\$5,838	\$3,000	\$3,000
Total Expenses				\$0	(\$6,310)	(\$13,150)	(\$13,150)
Fund Contribution				\$5,253	(\$472)	(\$10,150)	(\$10,150)

Housing and Community Development

Proposal	Type	Account String	Account Name	FY 2020-21	FY 2021-22	FY 2022-23	FY 2023-24
				Actuals	Actuals	Adopted Budget	Preliminary Budget
CD 100-27-250 (Planning)	Revenues	100-12-250-15819	Fed: Misc Fed Grants	\$0	\$0	\$0	\$0
CD 100-27-250 (Planning)	Revenues	100-27-250-15050	St: Gb Air Pollution Cntl Dist	\$0	\$0	\$0	\$0
CD 100-27-250 (Planning)	Revenues	100-27-250-15477	St: Dept Of Conservation	\$0	\$0	\$0	\$0
CD 100-27-250 (Planning)	Revenues	100-27-250-15819	Fed: Misc Fed Grants	\$0	\$0	\$0	\$1,000
CD 100-27-250 (Planning)	Revenues	100-27-250-15900	Oth: Other Govt Agencies	\$11,573	\$14,020	\$0	\$10,000
CD 100-27-250 (Planning)	Revenues	100-27-250-16060	Planning Permits	\$63,016	\$68,340	\$125,000	\$200,000
CD 100-27-250 (Planning)	Revenues	100-27-250-16220	Transportation Planning Servic	\$48,466	\$72,754	\$60,000	\$60,000
CD 100-27-250 (Planning)	Revenues	100-27-250-16240	Labor Reimbursement	\$0	\$0	\$0	\$0
CD 100-27-250 (Planning)	Revenues	100-27-250-17010	Miscellaneous Revenue	\$40	\$0	\$0	\$0
CD 100-27-250 (Planning)	Revenues	100-27-250-17020	Prior Year Revenue	\$33,264	\$0	\$0	\$0
CD 100-27-250 (Planning)	Revenues	100-27-250-18100	Operating Transfers In	\$0	\$0	\$0	\$0
CD 100-27-250 (Planning)	Expenses	100-27-250-21100	Permanent	(\$556,257)	(\$648,666)	(\$537,150)	(\$714,669)
CD 100-27-250 (Planning)	Expenses	100-27-250-21101	Temporary	\$0	\$0	\$0	\$0
CD 100-27-250 (Planning)	Expenses	100-27-250-21103	Education Add-on Pay	\$0	\$0	\$0	\$0
CD 100-27-250 (Planning)	Expenses	100-27-250-21104	Bilingual	\$0	\$0	\$0	\$0
CD 100-27-250 (Planning)	Expenses	100-27-250-21106	Cash-outs (Vac, SL, Comp)	\$0	\$0	\$0	(\$2,750)
CD 100-27-250 (Planning)	Expenses	100-27-250-21120	Overtime	(\$74)	(\$79)	(\$79)	(\$79)
CD 100-27-250 (Planning)	Expenses	100-27-250-21130	Auto Allowance	\$0	\$0	\$0	\$0
CD 100-27-250 (Planning)	Expenses	100-27-250-21410	Holiday Pay	\$0	\$0	\$0	\$0
CD 100-27-250 (Planning)	Expenses	100-27-250-22100	Other Employee Benefits	(\$82,588)	(\$77,708)	(\$31,101)	\$0
CD 100-27-250 (Planning)	Expenses	100-27-250-22101	Medicare	\$0	\$0	\$0	(\$10,403)
CD 100-27-250 (Planning)	Expenses	100-27-250-22102	Social Security (FICA)	\$0	\$0	\$0	\$0
CD 100-27-250 (Planning)	Expenses	100-27-250-22103	401a Contributions	\$0	\$0	\$0	(\$10,415)
CD 100-27-250 (Planning)	Expenses	100-27-250-22105	State Disability	\$0	\$0	\$0	(\$8,315)
CD 100-27-250 (Planning)	Expenses	100-27-250-22106	Unemployment	\$0	\$0	\$0	(\$717)
CD 100-27-250 (Planning)	Expenses	100-27-250-22109	Cellphone Stipends	\$0	\$0	\$0	\$0
CD 100-27-250 (Planning)	Expenses	100-27-250-22110	Health (Medical-Dental-Vision)	(\$59,081)	(\$79,492)	(\$97,179)	(\$138,464)
CD 100-27-250 (Planning)	Expenses	100-27-250-22120	Pension	(\$158,660)	(\$177,220)	(\$160,574)	(\$192,228)
CD 100-27-250 (Planning)	Expenses	100-27-250-22125	PRST Contribution	\$0	\$0	(\$43,719)	(\$49,121)
CD 100-27-250 (Planning)	Expenses	100-27-250-30120	Uniform Allowance	\$0	\$0	\$0	\$0
CD 100-27-250 (Planning)	Expenses	100-27-250-30280	Telephone/Communications	(\$49)	(\$396)	(\$320)	(\$420)
CD 100-27-250 (Planning)	Expenses	100-27-250-30500	Workers' Comp Ins Expense	(\$9,984)	(\$9,577)	(\$6,543)	(\$10,781)
CD 100-27-250 (Planning)	Expenses	100-27-250-30510	Liability Insurance Expense	(\$4,980)	(\$6,642)	(\$5,966)	(\$9,465)
CD 100-27-250 (Planning)	Expenses	100-27-250-31200	Equip Maintenance & Repair	(\$619)	\$0	\$0	\$0
CD 100-27-250 (Planning)	Expenses	100-27-250-31400	Building/Land Maint & Repair	\$0	\$0	\$0	\$0
CD 100-27-250 (Planning)	Expenses	100-27-250-31700	Membership Fees	(\$350)	(\$450)	(\$500)	(\$500)
CD 100-27-250 (Planning)	Expenses	100-27-250-32000	Office Expense	(\$7,875)	(\$9,301)	(\$9,000)	(\$5,000)
CD 100-27-250 (Planning)	Expenses	100-27-250-32010	TECHNOLOGY EXPENSES	(\$11,400)	(\$14,996)	(\$16,135)	(\$19,414)
CD 100-27-250 (Planning)	Expenses	100-27-250-32020	Technology Expense-Software Licenses	(\$8,185)	(\$8,770)	(\$9,151)	(\$10,370)
CD 100-27-250 (Planning)	Expenses	100-27-250-32030	Copier Pool	\$0	\$0	(\$4,000)	(\$5,540)
CD 100-27-250 (Planning)	Expenses	100-27-250-32360	Consulting Services	\$0	\$0	\$0	\$0
CD 100-27-250 (Planning)	Expenses	100-27-250-32450	Contract Services	(\$70,962)	(\$81,400)	(\$100,000)	(\$175,000)
CD 100-27-250 (Planning)	Expenses	100-27-250-32500	Professional & Specialized Ser	\$0	\$0	\$0	\$0
CD 100-27-250 (Planning)	Expenses	100-27-250-32800	Publications & Legal Notices	(\$1,295)	(\$376)	(\$500)	(\$700)
CD 100-27-250 (Planning)	Expenses	100-27-250-32950	Rents & Leases - Real Property	(\$1,712)	\$0	\$0	\$0
CD 100-27-250 (Planning)	Expenses	100-27-250-33140	Recruiting Expenses	(\$325)	(\$90)	(\$500)	(\$1,500)
CD 100-27-250 (Planning)	Expenses	100-27-250-33350	Travel & Training Expense	(\$4,074)	(\$8,107)	(\$8,000)	(\$8,000)
CD 100-27-250 (Planning)	Expenses	100-27-250-33351	Vehicle Fuel Costs	(\$367)	(\$2,605)	(\$3,000)	(\$4,620)
CD 100-27-250 (Planning)	Expenses	100-27-250-33360	Motor Pool Expense	(\$1,718)	(\$8,235)	(\$7,256)	(\$11,180)
CD 100-27-250 (Planning)	Expenses	100-27-250-33602	Civic Center Utilities	(\$7,186)	(\$8,100)	(\$7,679)	(\$7,600)
CD 100-27-250 (Planning)	Expenses	100-27-250-60110	Civic Center Rent	\$0	\$0	(\$130,596)	(\$130,596)
Total Revenues				\$156,359	\$155,113	\$185,000	\$271,000
Total Expenses				(\$987,741)	(\$1,142,210)	(\$1,178,949)	(\$1,527,848)
Net Cost				(\$831,382)	(\$987,097)	(\$993,949)	(\$1,256,848)

Housing and Community Development

Proposal	Type	Account String	Account Name	FY 2020-21	FY 2021-22	FY 2022-23	FY 2023-24
				Actuals	Actuals	Adopted Budget	Preliminary Budget
CD 100-27-253 (Planning Commission)	Expenses	100-27-253-21100	Permanent	(\$4,175)	(\$3,825)	(\$8,325)	(\$6,300)
CD 100-27-253 (Planning Commission)	Expenses	100-27-253-21101	Temporary	\$0	\$0	\$0	\$0
CD 100-27-253 (Planning Commission)	Expenses	100-27-253-22100	Other Employee Benefits	(\$354)	(\$324)	(\$572)	(\$325)
CD 100-27-253 (Planning Commission)	Expenses	100-27-253-30500	Workers' Comp Ins Expense	(\$6,240)	(\$41)	(\$3,926)	(\$3,234)
CD 100-27-253 (Planning Commission)	Expenses	100-27-253-30510	Liability Insurance Expense	(\$3,113)	(\$18)	(\$1,590)	(\$1,920)
CD 100-27-253 (Planning Commission)	Expenses	100-27-253-32010	TECHNOLOGY EXPENSES	(\$420)	(\$446)	(\$1,385)	(\$732)
CD 100-27-253 (Planning Commission)	Expenses	100-27-253-32800	Publications & Legal Notices	(\$824)	(\$390)	(\$1,000)	(\$1,500)
CD 100-27-253 (Planning Commission)	Expenses	100-27-253-33350	Travel & Training Expense	(\$533)	(\$1,230)	(\$1,000)	(\$1,000)
Total Revenues				\$0	\$0	\$0	\$0
Total Expenses				(\$15,658)	(\$6,274)	(\$17,798)	(\$15,011)
Net Cost				(\$15,658)	(\$6,274)	(\$17,798)	(\$15,011)

Housing and Community Development

Proposal	Type	Account String	Account Name	FY 2020-21	FY 2021-22	FY 2022-23	FY 2023-24
				Actuals	Actuals	Adopted Budget	Preliminary Budget
CD 100-27-255 (Building Inspector)	Revenues	100-27-255-12050	Building Permits	\$111,585	\$114,325	\$80,000	\$80,000
CD 100-27-255 (Building Inspector)	Revenues	100-27-255-16150	Building Department Fees	\$111,214	\$135,591	\$90,000	\$90,000
CD 100-27-255 (Building Inspector)	Revenues	100-27-255-16151	Business License Casp Fee	\$0	\$0	\$0	\$0
CD 100-27-255 (Building Inspector)	Revenues	100-27-255-18100	Operating Transfers In	\$0	\$0	\$0	\$0
CD 100-27-255 (Building Inspector)	Expenses	100-27-255-21100	Permanent	(\$267,053)	(\$252,568)	(\$279,301)	(\$296,415)
CD 100-27-255 (Building Inspector)	Expenses	100-27-255-21103	Education Add-on Pay	\$0	\$0	\$0	\$0
CD 100-27-255 (Building Inspector)	Expenses	100-27-255-21104	Bilingual	\$0	\$0	\$0	\$0
CD 100-27-255 (Building Inspector)	Expenses	100-27-255-21106	Cash-outs (Vac, SL, Comp)	\$0	\$0	\$0	(\$1,702)
CD 100-27-255 (Building Inspector)	Expenses	100-27-255-21120	Overtime	(\$1,203)	(\$1,578)	(\$74)	(\$74)
CD 100-27-255 (Building Inspector)	Expenses	100-27-255-21130	Auto Allowance	\$0	\$0	\$0	\$0
CD 100-27-255 (Building Inspector)	Expenses	100-27-255-21410	Holiday Pay	\$0	\$0	\$0	\$0
CD 100-27-255 (Building Inspector)	Expenses	100-27-255-22100	Other Employee Benefits	(\$30,093)	(\$25,825)	(\$9,571)	\$0
CD 100-27-255 (Building Inspector)	Expenses	100-27-255-22101	Medicare	\$0	\$0	\$0	(\$4,323)
CD 100-27-255 (Building Inspector)	Expenses	100-27-255-22102	Social Security (FICA)	\$0	\$0	\$0	\$0
CD 100-27-255 (Building Inspector)	Expenses	100-27-255-22103	401a Contributions	\$0	\$0	\$0	\$0
CD 100-27-255 (Building Inspector)	Expenses	100-27-255-22105	State Disability	\$0	\$0	\$0	(\$3,577)
CD 100-27-255 (Building Inspector)	Expenses	100-27-255-22106	Unemployment	\$0	\$0	\$0	(\$298)
CD 100-27-255 (Building Inspector)	Expenses	100-27-255-22109	Cellphone Stipends	\$0	\$0	\$0	(\$1,440)
CD 100-27-255 (Building Inspector)	Expenses	100-27-255-22110	Health (Medical-Dental-Vision)	(\$16,623)	(\$15,466)	(\$36,180)	(\$36,921)
CD 100-27-255 (Building Inspector)	Expenses	100-27-255-22120	Pension	(\$63,178)	(\$66,779)	(\$70,875)	(\$76,122)
CD 100-27-255 (Building Inspector)	Expenses	100-27-255-22125	PRST Contribution	\$0	\$0	(\$20,271)	(\$20,134)
CD 100-27-255 (Building Inspector)	Expenses	100-27-255-30120	Uniform Allowance	\$0	\$0	\$0	\$0
CD 100-27-255 (Building Inspector)	Expenses	100-27-255-30280	Telephone/Communications	(\$1,999)	(\$1,951)	(\$1,785)	(\$1,785)
CD 100-27-255 (Building Inspector)	Expenses	100-27-255-30500	Workers' Comp Ins Expense	(\$4,992)	(\$4,364)	(\$4,188)	(\$3,450)
CD 100-27-255 (Building Inspector)	Expenses	100-27-255-30510	Liability Insurance Expense	(\$3,158)	(\$2,556)	(\$3,094)	(\$2,729)
CD 100-27-255 (Building Inspector)	Expenses	100-27-255-31200	Equip Maintenance & Repair	\$0	\$0	\$0	\$0
CD 100-27-255 (Building Inspector)	Expenses	100-27-255-31400	Building/Land Maint & Repair	\$0	\$0	\$0	\$0
CD 100-27-255 (Building Inspector)	Expenses	100-27-255-31700	Membership Fees	(\$1,093)	(\$220)	(\$1,200)	(\$1,200)
CD 100-27-255 (Building Inspector)	Expenses	100-27-255-32000	Office Expense	(\$1,809)	(\$2,610)	(\$3,000)	(\$3,000)
CD 100-27-255 (Building Inspector)	Expenses	100-27-255-32010	TECHNOLOGY EXPENSES	(\$6,366)	(\$5,916)	(\$9,535)	(\$8,836)
CD 100-27-255 (Building Inspector)	Expenses	100-27-255-32020	Technology Expense-Software Licenses	(\$11,159)	(\$11,159)	(\$11,742)	(\$13,040)
CD 100-27-255 (Building Inspector)	Expenses	100-27-255-32030	Copier Pool	\$0	\$0	(\$1,800)	(\$880)
CD 100-27-255 (Building Inspector)	Expenses	100-27-255-32360	Consulting Services	\$0	\$0	\$0	\$0
CD 100-27-255 (Building Inspector)	Expenses	100-27-255-32450	Contract Services	(\$42,777)	(\$75,922)	(\$85,000)	(\$100,000)
CD 100-27-255 (Building Inspector)	Expenses	100-27-255-32500	Professional & Specialized Ser	\$0	\$0	\$0	\$0
CD 100-27-255 (Building Inspector)	Expenses	100-27-255-33010	Small Tools & Instruments	\$0	\$0	\$0	\$0
CD 100-27-255 (Building Inspector)	Expenses	100-27-255-33120	Special Department Expense	\$0	\$0	\$0	\$0
CD 100-27-255 (Building Inspector)	Expenses	100-27-255-33350	Travel & Training Expense	(\$4,319)	(\$10,261)	(\$10,000)	(\$10,000)
CD 100-27-255 (Building Inspector)	Expenses	100-27-255-33351	Vehicle Fuel Costs	(\$5,171)	(\$7,616)	(\$6,000)	(\$7,860)
CD 100-27-255 (Building Inspector)	Expenses	100-27-255-33360	Motor Pool Expense	(\$17,917)	(\$26,852)	(\$22,534)	(\$29,570)
CD 100-27-255 (Building Inspector)	Expenses	100-27-255-53030	Capital Equipment, \$5,000+	(\$6,410)	\$0	\$0	\$0
CD 100-27-255 (Building Inspector)	Expenses	100-27-255-60110	Civic Center Rent	\$0	\$0	\$0	\$0
CD 100-27-255 (Building Inspector)	Expenses	100-27-255-70500	Credit Card Clearing Account	\$0	\$0	\$0	\$0
CD 100-27-255 (Building Inspector)	Expenses	100-27-255-72960	A-87 Indirect Costs	\$0	\$0	\$0	\$0
Total Revenues				\$222,799	\$249,917	\$170,000	\$170,000
Total Expenses				(\$485,320)	(\$511,643)	(\$576,150)	(\$623,356)
Net Cost				(\$262,521)	(\$261,726)	(\$406,150)	(\$453,356)

Housing and Community Development

Proposal	Type	Account String	Account Name	FY 2022-23 FY 2023-24			
				FY 2020-21 Actuals	FY 2021-22 Actuals	Adopted Budget	Preliminary Budget
CD 100-27-252 (Code Enforcement)	Revenues	100-27-252-12021	Business License - Code Enf	\$5,769	\$5,306	\$4,000	\$4,000
CD 100-27-252 (Code Enforcement)	Revenues	100-27-252-15750	Fed: Geothermal Royalties	\$25,000	\$25,000	\$25,000	\$25,000
CD 100-27-252 (Code Enforcement)	Revenues	100-27-252-16030	Code Enforcement Fees	\$1,411	\$3,383	\$1,500	\$1,500
CD 100-27-252 (Code Enforcement)	Revenues	100-27-252-16031	Permit fee renewals - cannabis	\$4,454	\$990	\$790	\$690
CD 100-27-252 (Code Enforcement)	Expenses	100-27-252-21100	Permanent	(\$147,873)	(\$94,703)	(\$158,010)	(\$164,525)
CD 100-27-252 (Code Enforcement)	Expenses	100-27-252-21103	Education Add-on Pay	\$0	\$0	\$0	\$0
CD 100-27-252 (Code Enforcement)	Expenses	100-27-252-21104	Bilingual	\$0	\$0	\$0	\$0
CD 100-27-252 (Code Enforcement)	Expenses	100-27-252-21106	Cash-outs (Vac, SL, Comp)	\$0	\$0	\$0	\$0
CD 100-27-252 (Code Enforcement)	Expenses	100-27-252-21120	Overtime	\$0	\$0	\$0	\$0
CD 100-27-252 (Code Enforcement)	Expenses	100-27-252-21130	Auto Allowance	\$0	\$0	\$0	\$0
CD 100-27-252 (Code Enforcement)	Expenses	100-27-252-21410	Holiday Pay	\$0	\$0	\$0	\$0
CD 100-27-252 (Code Enforcement)	Expenses	100-27-252-22100	Other Employee Benefits	(\$20,391)	(\$12,269)	(\$9,144)	\$0
CD 100-27-252 (Code Enforcement)	Expenses	100-27-252-22101	Medicare	\$0	\$0	\$0	(\$2,386)
CD 100-27-252 (Code Enforcement)	Expenses	100-27-252-22102	Social Security (FICA)	\$0	\$0	\$0	\$0
CD 100-27-252 (Code Enforcement)	Expenses	100-27-252-22103	401a Contributions	\$0	\$0	\$0	(\$4,936)
CD 100-27-252 (Code Enforcement)	Expenses	100-27-252-22105	State Disability	\$0	\$0	\$0	(\$1,974)
CD 100-27-252 (Code Enforcement)	Expenses	100-27-252-22106	Unemployment	\$0	\$0	\$0	(\$165)
CD 100-27-252 (Code Enforcement)	Expenses	100-27-252-22109	Cellphone Stipends	\$0	\$0	\$0	(\$300)
CD 100-27-252 (Code Enforcement)	Expenses	100-27-252-22110	Health (Medical-Dental-Vision)	(\$11,455)	(\$10,864)	(\$33,600)	(\$39,165)
CD 100-27-252 (Code Enforcement)	Expenses	100-27-252-22120	Pension	(\$43,435)	(\$39,861)	(\$45,749)	(\$48,617)
CD 100-27-252 (Code Enforcement)	Expenses	100-27-252-22125	PRST Contribution	\$0	\$0	(\$11,267)	(\$11,009)
CD 100-27-252 (Code Enforcement)	Expenses	100-27-252-30120	Uniform Allowance	\$0	\$0	\$0	\$0
CD 100-27-252 (Code Enforcement)	Expenses	100-27-252-30280	Telephone/Communications	(\$294)	(\$299)	(\$300)	(\$300)
CD 100-27-252 (Code Enforcement)	Expenses	100-27-252-30500	Workers' Comp Ins Expense	(\$2,496)	(\$2,736)	(\$2,617)	(\$2,156)
CD 100-27-252 (Code Enforcement)	Expenses	100-27-252-30510	Liability Insurance Expense	(\$1,245)	(\$1,220)	(\$1,060)	(\$1,280)
CD 100-27-252 (Code Enforcement)	Expenses	100-27-252-31200	Equip Maintenance & Repair	\$0	\$0	\$0	\$0
CD 100-27-252 (Code Enforcement)	Expenses	100-27-252-31700	Membership Fees	(\$95)	(\$95)	(\$100)	(\$200)
CD 100-27-252 (Code Enforcement)	Expenses	100-27-252-32000	Office Expense	(\$255)	(\$573)	(\$200)	(\$200)
CD 100-27-252 (Code Enforcement)	Expenses	100-27-252-32010	TECHNOLOGY EXPENSES	(\$3,094)	(\$3,442)	(\$5,976)	(\$4,264)
CD 100-27-252 (Code Enforcement)	Expenses	100-27-252-32020	Technology Expense-Software Licenses	(\$3,992)	(\$3,992)	\$0	(\$3,142)
CD 100-27-252 (Code Enforcement)	Expenses	100-27-252-32030	Copier Pool	\$0	\$0	(\$322)	(\$363)
CD 100-27-252 (Code Enforcement)	Expenses	100-27-252-32450	Contract Services	\$0	\$0	\$0	\$0
CD 100-27-252 (Code Enforcement)	Expenses	100-27-252-32500	Professional & Specialized Ser	\$0	\$0	\$0	\$0
CD 100-27-252 (Code Enforcement)	Expenses	100-27-252-33120	Special Department Expense	\$0	\$0	\$0	\$0
CD 100-27-252 (Code Enforcement)	Expenses	100-27-252-33350	Travel & Training Expense	\$0	(\$1,058)	(\$2,000)	(\$3,000)
CD 100-27-252 (Code Enforcement)	Expenses	100-27-252-33351	Vehicle Fuel Costs	(\$1,215)	(\$3,066)	(\$2,500)	(\$5,375)
CD 100-27-252 (Code Enforcement)	Expenses	100-27-252-33360	Motor Pool Expense	(\$10,374)	\$1,549	(\$6,995)	(\$15,063)
CD 100-27-252 (Code Enforcement)	Expenses	100-27-252-53030	Capital Equipment, \$5,000+	\$0	\$0	\$0	\$0
CD 100-27-252 (Code Enforcement)	Expenses	100-27-252-72960	A-87 Indirect Costs	\$0	\$0	\$0	\$0
Total Revenues				\$36,633	\$34,679	\$31,290	\$31,190
Total Expenses				(\$246,213)	(\$172,628)	(\$279,841)	(\$308,419)
Net Cost				(\$209,580)	(\$137,949)	(\$248,551)	(\$277,229)

Housing and Community Development

Proposal	Type	Account String	Account Name	FY 2020-21	FY 2021-22	FY 2022-23	FY 2023-24
				Actuals	Actuals	Adopted Budget	Preliminary Budget
CA (100-27-251) Housing	Expenses	100-27-251-21100	Permanent	\$0	\$0	\$0	(\$106,623)
CA (100-27-251) Housing	Expenses	100-27-251-21103	Education Add-on Pay	\$0	\$0	\$0	\$0
CA (100-27-251) Housing	Expenses	100-27-251-21104	Bilingual	\$0	\$0	\$0	\$0
CA (100-27-251) Housing	Expenses	100-27-251-21106	Cash-outs (Vac, SL, Comp)	\$0	\$0	\$0	\$0
CA (100-27-251) Housing	Expenses	100-27-251-21120	Overtime	\$0	\$0	\$0	\$0
CA (100-27-251) Housing	Expenses	100-27-251-21130	Auto Allowance	\$0	\$0	\$0	\$0
CA (100-27-251) Housing	Expenses	100-27-251-21410	Holiday Pay	\$0	\$0	\$0	\$0
CA (100-27-251) Housing	Expenses	100-27-251-22100	Other Employee Benefits	\$0	\$0	\$0	\$0
CA (100-27-251) Housing	Expenses	100-27-251-22101	Medicare	\$0	\$0	\$0	(\$1,546)
CA (100-27-251) Housing	Expenses	100-27-251-22102	Social Security (FICA)	\$0	\$0	\$0	\$0
CA (100-27-251) Housing	Expenses	100-27-251-22103	401a Contributions	\$0	\$0	\$0	\$0
CA (100-27-251) Housing	Expenses	100-27-251-22104	Life Insurance	\$0	\$0	\$0	(\$252)
CA (100-27-251) Housing	Expenses	100-27-251-22105	State Disability	\$0	\$0	\$0	(\$1,279)
CA (100-27-251) Housing	Expenses	100-27-251-22106	Unemployment	\$0	\$0	\$0	(\$107)
CA (100-27-251) Housing	Expenses	100-27-251-22109	Cellphone Stipends	\$0	\$0	\$0	\$0
CA (100-27-251) Housing	Expenses	100-27-251-22110	Health (Medical-Dental-Vision)	\$0	\$0	\$0	(\$21,526)
CA (100-27-251) Housing	Expenses	100-27-251-22120	Pension	\$0	\$0	\$0	(\$31,507)
CA (100-27-251) Housing	Expenses	100-27-251-22125	PRST Contribution	\$0	\$0	\$0	(\$7,240)
CA (100-27-251) Housing	Expenses	100-27-251-30120	Uniform Allowance	\$0	\$0	\$0	\$0
CA (100-27-251) Housing	Expenses	100-27-251-30280	Telephone/Communications	\$0	\$0	\$0	\$0
CA (100-27-251) Housing	Expenses	100-27-251-30500	Workers' Comp Ins Expense	\$0	\$0	(\$2,809)	(\$1,250)
CA (100-27-251) Housing	Expenses	100-27-251-30510	Liability Insurance Expense	\$0	\$0	(\$1,530)	(\$909)
CA (100-27-251) Housing	Expenses	100-27-251-31200	Equip Maintenance & Repair	\$0	\$0	\$0	\$0
CA (100-27-251) Housing	Expenses	100-27-251-31400	Building/Land Maint & Repair	\$0	\$0	(\$10,661)	\$0
CA (100-27-251) Housing	Expenses	100-27-251-32000	Office Expense	\$0	\$0	\$0	(\$1,000)
CA (100-27-251) Housing	Expenses	100-27-251-32010	TECHNOLOGY EXPENSES	\$0	\$0	\$0	\$0
CA (100-27-251) Housing	Expenses	100-27-251-32030	Copier Pool	\$0	\$0	\$0	(\$2,000)
CA (100-27-251) Housing	Expenses	100-27-251-32360	Consulting Services	\$0	\$0	\$0	\$0
CA (100-27-251) Housing	Expenses	100-27-251-32450	Contract Services	\$0	\$0	\$0	(\$5,000)
CA (100-27-251) Housing	Expenses	100-27-251-32800	Publications & Legal Notices	\$0	\$0	\$0	\$0
CA (100-27-251) Housing	Expenses	100-27-251-33120	Special Department Expense	\$0	\$0	\$0	\$0
CA (100-27-251) Housing	Expenses	100-27-251-33350	Travel & Training Expense	\$0	\$0	\$0	(\$2,000)
CA (100-27-251) Housing	Expenses	100-27-251-33360	Motor Pool Expense	\$0	\$0	\$0	(\$1,740)
CA (100-27-251) Housing	Expenses	100-27-251-33600	Utilities	\$0	\$0	\$0	\$0
CA (100-27-251) Housing	Expenses	100-27-251-47010	Contributions To Other Governm	\$0	\$0	\$0	\$0
CA (100-27-251) Housing	Expenses	100-27-251-47020	Contributions To Non-Profit Or	\$0	\$0	\$0	\$0
CA (100-27-251) Housing	Expenses	100-27-251-72960	A-87 Indirect Costs	\$0	\$0	\$0	\$0
Total Revenues				\$0	\$0		\$0
Total Expenses				\$0	\$0	(\$15,000)	(\$183,980)
Net Cost				\$0	\$0	(\$15,000)	(\$183,980)

Housing and Community Development

Proposal	Type	Account String	Account Name	FY 2020-21 Actuals	FY 2021-22 Actuals	FY 2022-23	FY 2023-24
						Adopted Budget	Preliminary Budget
CD 107-27-194 (Geothermal)	Revenues	107-27-194-14010	Interest Income	\$0	\$0	\$0	\$0
CD 107-27-194 (Geothermal)	Revenues	107-27-194-15750	Fed: Geothermal Royalties	\$0	\$0	\$0	\$0
CD 107-27-194 (Geothermal)	Revenues	107-27-194-15800	Long Valley Monitoring	\$0	\$0	\$0	\$0
CD 107-27-194 (Geothermal)	Revenues	107-27-194-17010	Miscellaneous Revenue	\$181,831	\$137,740	\$200,000	\$200,000
CD 107-27-194 (Geothermal)	Expenses	107-27-194-52015	Geothermal Projects	(\$112,775)	(\$88,365)	(\$200,000)	(\$200,000)
CD 107-27-194 (Geothermal)	Expenses	107-27-194-60110	Civic Center Rent	\$0	\$0	\$0	\$0
Total Revenues				\$181,831	\$137,740	\$200,000	\$200,000
Total Expenses				(\$112,775)	(\$88,365)	(\$200,000)	(\$200,000)
Net Cost				\$69,056	\$49,375	\$0	\$0

Housing and Community Development

Proposal	Type	Account String	Account Name	FY 2020-	FY 2021-22	FY 2022-23	FY 2023-24
				21 Actuals	Actuals	Adopted Budget	Preliminary Budget
CD 187-27-250 (CDD Grants)	Revenues	187-27-250-14010	Interest Income	\$813	\$463	\$0	\$0
CD 187-27-250 (CDD Grants)	Revenues	187-27-250-15202	St: Misc State Grants	\$0	\$0	\$0	\$0
CD 187-27-250 (CDD Grants)	Revenues	187-27-250-15819	Fed: Misc Fed Grants	\$2,179	\$1,381	\$0	\$150,000
CD 187-27-250 (CDD Grants)	Revenues	187-27-250-15900	Oth: Other Govt Agencies	\$2,891	\$73,322	\$504,415	\$0
CD 187-27-250 (CDD Grants)	Revenues	187-27-250-17010	Miscellaneous Revenue	\$0	\$0	\$0	\$0
CD 187-27-250 (CDD Grants)	Expenses	187-27-250-21100	Permanent	(\$1,066)	\$0	(\$61,929)	\$0
CD 187-27-250 (CDD Grants)	Expenses	187-27-250-22100	Other Employee Benefits	\$0	\$0	\$0	\$0
CD 187-27-250 (CDD Grants)	Expenses	187-27-250-32450	Contract Services	\$0	(\$161,780)	(\$442,486)	(\$150,000)
CD 187-27-250 (CDD Grants)	Expenses	187-27-250-52011	Buildings & Improvements	\$0	\$0	\$0	\$0
Total Revenues				\$5,883	\$75,166	\$504,415	\$150,000
Total Expenses				(\$1,066)	(\$161,780)	(\$504,415)	(\$150,000)
Net Cost				\$4,817	(\$86,614)	\$0	\$0

Housing and Community Development

Proposal	Type	Account String	Account Name	FY 2020-21	FY 2021-22	FY 2022-23	FY 2023-24
				Actuals	Actuals	Adopted Budget	Preliminary Budget
CD 148-27-250 (CASp)	Revenues	148-27-255-14010	Interest Income	\$36	\$62	\$0	\$0
CD 148-27-250 (CASp)	Revenues	148-27-255-16151	Business License Casp Fee	\$3,314	\$2,969	\$2,000	\$2,000
CD 148-27-250 (CASp)	Revenues	148-27-255-18100	Operating Transfers In	\$0	\$0	\$0	\$0
CD 148-27-250 (CASp)	Expenses	148-27-255-33350	Travel & Training Expense	(\$1,058)	\$0	(\$2,000)	(\$2,000)
CD 148-27-250 (CASp)	Expenses	148-27-255-60110	Civic Center Rent	\$0	\$0	\$0	\$0
Total Revenues				\$3,350	\$3,030	\$2,000	\$2,000
Total Expenses				(\$1,058)	\$0	(\$2,000)	(\$2,000)
Net Cost				\$2,292	\$3,030	\$0	\$0

Housing and Community Development

Proposal	Type	Account String	Account Name	FY 2020-21 Actuals	FY 2021-22 Actuals	FY 2022-23 Adopted Budget	FY 2023-24 Preliminary Budget
CD 170-27-252 (Beautification Fund - Code)	Revenues	170-27-252-14010	Interest Income	\$1,160	\$1,349	\$0	\$0
CD 170-27-252 (Beautification Fund - Code)	Revenues	170-27-252-17010	Miscellaneous Revenue	\$14,250	\$28,000	\$0	\$0
CD 170-27-252 (Beautification Fund - Code)	Expenses	170-27-252-20010	Expenditures	\$1,583	\$0	\$0	\$0
Total Revenues				\$15,410	\$29,349	\$0	\$0
Total Expenses				\$1,583	\$0	\$0	\$0
Net Cost				\$16,994	\$29,349	\$0	\$0

Housing and Community Development

Proposal	Type	Account String	Account Name	FY 2020-21	FY 2021-22	FY 2022-23	FY 2023-24
				Actuals	Actuals	Adopted Budget	Preliminary Budget
CA 188-27-251 (Affordable Housing)	Revenues	188-27-251-14010	Interest Income	\$18,620	\$9,994	\$10,000	\$10,000
CA 188-27-251 (Affordable Housing)	Revenues	188-27-251-15498	St: Misc State Revenue	\$0	\$0	\$0	\$0
CA 188-27-251 (Affordable Housing)	Revenues	188-27-251-17010	Miscellaneous Revenue	\$0	\$0	\$0	\$0
CA 188-27-251 (Affordable Housing)	Revenues	188-27-251-17160	Housing Mitigation/Fund 99	\$15,081	\$52,238	\$20,000	\$20,000
CA 188-27-251 (Affordable Housing)	Revenues	188-27-251-18050	Sale Of Real Property	\$0	\$0	\$137,000	\$0
CA 188-27-251 (Affordable Housing)	Revenues	188-27-251-18100	Operating Transfers In	\$0	\$0	\$200,000	\$0
CA 188-27-251 (Affordable Housing)	Expenses	188-27-251-21100	Permanent	\$0	(\$35,510)	\$0	\$0
CA 188-27-251 (Affordable Housing)	Expenses	188-27-251-21130	Auto Allowance	\$0	\$0	\$0	\$0
CA 188-27-251 (Affordable Housing)	Expenses	188-27-251-21410	Holiday Pay	\$0	\$0	\$0	\$0
CA 188-27-251 (Affordable Housing)	Expenses	188-27-251-22100	Other Employee Benefits	\$0	(\$4,399)	\$0	\$0
CA 188-27-251 (Affordable Housing)	Expenses	188-27-251-22110	Health (Medical-Dental-Vision)	\$0	(\$8,273)	\$0	\$0
CA 188-27-251 (Affordable Housing)	Expenses	188-27-251-22120	Pension	\$0	(\$23,853)	\$0	\$0
CA 188-27-251 (Affordable Housing)	Expenses	188-27-251-30120	Uniform Allowance	\$0	\$0	\$0	\$0
CA 188-27-251 (Affordable Housing)	Expenses	188-27-251-30280	Telephone/Communications	\$0	(\$407)	(\$1,200)	\$0
CA 188-27-251 (Affordable Housing)	Expenses	188-27-251-32390	Legal Services	(\$9,066)	(\$19,445)	(\$25,000)	(\$10,000)
CA 188-27-251 (Affordable Housing)	Expenses	188-27-251-32450	Contract Services	(\$153,431)	\$0	(\$150,000)	(\$150,000)
CA 188-27-251 (Affordable Housing)	Expenses	188-27-251-41100	Support & Care Of Persons	\$0	\$0	\$0	\$0
CA 188-27-251 (Affordable Housing)	Expenses	188-27-251-53022	Fixed Assets: Buildings	\$0	\$0	(\$100,000)	(\$100,000)
Total Revenues				\$33,701	\$62,232	\$367,000	\$30,000
Total Expenses				(\$162,497)	(\$91,886)	(\$276,200)	(\$260,000)
Net Cost				(\$128,796)	(\$29,654)	\$90,800	(\$230,000)

Housing and Community Development

Proposal	Type	Account String	Account Name	FY 2020-21	FY 2021-22	FY 2022-23	FY 2023-24
				Actuals	Actuals	Adopted Budget	Preliminary Budget
CA 185-00-000 (CDBG/HOME Grants)	Revenues	185-00-000-14010	Interest Income	(\$485)	\$2,085	\$0	\$0
CA 185-00-000 (CDBG/HOME Grants)	Revenues	185-00-000-15501	Fed: Cdbg Housing Grant	\$55,347	\$90,126	\$0	\$0
CA 185-00-000 (CDBG/HOME Grants)	Revenues	185-00-000-15505	Fed: FTHB Housing Grant	\$0	\$0	\$500,000	\$500,000
CA 185-00-000 (CDBG/HOME Grants)	Revenues	185-00-000-17500	Loan Repayments	\$0	\$0	\$0	\$0
CA 185-00-000 (CDBG/HOME Grants)	Expenses	185-00-000-21100	Permanent	(\$5,280)	(\$3,155)	\$0	\$0
CA 185-00-000 (CDBG/HOME Grants)	Expenses	185-00-000-22100	Other Employee Benefits	\$0	\$0	\$0	\$0
CA 185-00-000 (CDBG/HOME Grants)	Expenses	185-00-000-32450	Contract Services	(\$50,066)	(\$145,646)	\$0	\$0
CA 185-00-000 (CDBG/HOME Grants)	Expenses	185-00-000-32506	Professional & Specialized Ser-Inmate Welfare	\$0	\$0	\$0	\$0
CA 185-00-000 (CDBG/HOME Grants)	Expenses	185-00-000-33120	Special Department Expense	\$0	\$0	(\$500,000)	(\$500,000)
CA 185-00-000 (CDBG/HOME Grants)	Expenses	185-00-000-33135	Special Dept - Loan Disbursements	\$0	\$0	\$0	\$0
CA 185-00-000 (CDBG/HOME Grants)	Expenses	185-00-000-52011	Buildings & Improvements	\$0	\$0	\$0	\$0
CA 185-00-000 (CDBG/HOME Grants)	Expenses	185-00-000-60110	Civic Center Rent	\$0	\$0	\$0	\$0
Total Revenues				\$54,862	\$92,211	\$500,000	\$500,000
Total Expenses				(\$55,346)	(\$148,801)	(\$500,000)	(\$500,000)
Net Cost				(\$484)	(\$56,590)	\$0	\$0

Local Economy

Proposal	Type	Account String	Account Name	FY 2022-23 FY 2023-24			
				FY 2020-21 Actuals	FY 2021-22 Actuals	Adopted Budget	Preliminary Budget
ED 100-19-190 (Economic Development)	Revenues	100-19-190-15504	Fed: Cdbg Housing & Comm Devel	\$0	\$0	\$0	\$0
ED 100-19-190 (Economic Development)	Revenues	100-19-190-16240	Labor Reimbursement	\$2,271	\$0	\$20,000	\$0
ED 100-19-190 (Economic Development)	Expenses	100-19-190-21100	Permanent	(\$250,981)	(\$330,647)	(\$299,671)	(\$285,103)
ED 100-19-190 (Economic Development)	Expenses	100-19-190-21103	Education Add-on Pay	\$0	\$0	\$0	\$0
ED 100-19-190 (Economic Development)	Expenses	100-19-190-21104	Bilingual	\$0	\$0	\$0	\$0
ED 100-19-190 (Economic Development)	Expenses	100-19-190-21106	Cash-outs (Vac, SL, Comp)	\$0	\$0	\$0	\$0
ED 100-19-190 (Economic Development)	Expenses	100-19-190-21120	Overtime	\$0	\$0	\$0	\$0
ED 100-19-190 (Economic Development)	Expenses	100-19-190-21130	Auto Allowance	\$0	\$0	\$0	\$0
ED 100-19-190 (Economic Development)	Expenses	100-19-190-21410	Holiday Pay	\$0	\$0	\$0	\$0
ED 100-19-190 (Economic Development)	Expenses	100-19-190-22100	Other Employee Benefits	(\$38,142)	(\$39,602)	(\$17,236)	\$0
ED 100-19-190 (Economic Development)	Expenses	100-19-190-22101	Medicare	\$0	\$0	\$0	(\$4,134)
ED 100-19-190 (Economic Development)	Expenses	100-19-190-22102	Social Security (FICA)	\$0	\$0	\$0	\$0
ED 100-19-190 (Economic Development)	Expenses	100-19-190-22103	401a Contributions	\$0	\$0	\$0	(\$8,553)
ED 100-19-190 (Economic Development)	Expenses	100-19-190-22105	State Disability	\$0	\$0	\$0	(\$3,421)
ED 100-19-190 (Economic Development)	Expenses	100-19-190-22106	Unemployment	\$0	\$0	\$0	(\$285)
ED 100-19-190 (Economic Development)	Expenses	100-19-190-22109	Cellphone Stipends	\$0	\$0	\$0	(\$3,780)
ED 100-19-190 (Economic Development)	Expenses	100-19-190-22110	Health (Medical-Dental-Vision)	(\$64,956)	(\$61,399)	(\$61,161)	(\$67,470)
ED 100-19-190 (Economic Development)	Expenses	100-19-190-22120	Pension	(\$73,876)	(\$81,627)	(\$84,055)	(\$84,248)
ED 100-19-190 (Economic Development)	Expenses	100-19-190-22125	PRST Contribution	\$0	\$0	(\$21,196)	(\$19,535)
ED 100-19-190 (Economic Development)	Expenses	100-19-190-30120	Uniform Allowance	\$0	\$0	\$0	\$0
ED 100-19-190 (Economic Development)	Expenses	100-19-190-30280	Telephone/Communications	(\$3,604)	(\$3,693)	(\$3,285)	\$0
ED 100-19-190 (Economic Development)	Expenses	100-19-190-30500	Workers' Comp Ins Expense	(\$3,744)	(\$4,105)	(\$4,253)	(\$4,043)
ED 100-19-190 (Economic Development)	Expenses	100-19-190-30510	Liability Insurance Expense	(\$4,543)	(\$7,811)	(\$14,832)	(\$3,424)
ED 100-19-190 (Economic Development)	Expenses	100-19-190-31700	Membership Fees	\$0	(\$500)	(\$550)	(\$550)
ED 100-19-190 (Economic Development)	Expenses	100-19-190-32000	Office Expense	(\$5,924)	(\$2,081)	(\$2,000)	(\$2,000)
ED 100-19-190 (Economic Development)	Expenses	100-19-190-32010	TECHNOLOGY EXPENSES	(\$4,746)	(\$5,323)	(\$7,504)	(\$6,832)
ED 100-19-190 (Economic Development)	Expenses	100-19-190-32020	Technology Expense-Software Licenses	(\$1,005)	(\$1,410)	(\$5,400)	(\$5,400)
ED 100-19-190 (Economic Development)	Expenses	100-19-190-32030	Copier Pool	\$0	\$0	(\$868)	(\$1,098)
ED 100-19-190 (Economic Development)	Expenses	100-19-190-32360	Consulting Services	\$0	\$0	\$0	\$0
ED 100-19-190 (Economic Development)	Expenses	100-19-190-32450	Contract Services	(\$17,731)	(\$39,200)	(\$21,625)	(\$21,625)
ED 100-19-190 (Economic Development)	Expenses	100-19-190-32500	Professional & Specialized Ser	(\$23,037)	(\$3,423)	(\$16,951)	(\$16,951)
ED 100-19-190 (Economic Development)	Expenses	100-19-190-32800	Publications & Legal Notices	\$0	\$0	\$0	\$0
ED 100-19-190 (Economic Development)	Expenses	100-19-190-32950	Rents & Leases - Real Property	\$0	\$0	\$0	\$0
ED 100-19-190 (Economic Development)	Expenses	100-19-190-33120	Special Department Expense	(\$1,366)	\$0	\$0	\$0
ED 100-19-190 (Economic Development)	Expenses	100-19-190-33350	Travel & Training Expense	(\$569)	(\$1,300)	(\$9,700)	(\$9,700)
ED 100-19-190 (Economic Development)	Expenses	100-19-190-33351	Vehicle Fuel Costs	(\$835)	(\$996)	(\$1,200)	(\$2,000)
ED 100-19-190 (Economic Development)	Expenses	100-19-190-33360	Motor Pool Expense	(\$1,921)	(\$2,938)	(\$6,670)	(\$8,427)
ED 100-19-190 (Economic Development)	Expenses	100-19-190-33602	Civic Center Utilities	(\$2,401)	(\$2,707)	(\$3,415)	(\$3,415)
ED 100-19-190 (Economic Development)	Expenses	100-19-190-53030	Capital Equipment, \$5,000+	\$0	\$0	\$0	\$0
ED 100-19-190 (Economic Development)	Expenses	100-19-190-60110	Civic Center Rent	\$0	\$0	(\$43,632)	(\$43,632)
ED 100-19-190 (Economic Development)	Expenses	100-19-190-70500	Credit Card Clearing Account	\$0	\$0	\$0	\$0
ED 100-19-190 (Economic Development)	Expenses	100-19-190-72960	A-87 Indirect Costs	\$0	\$0	\$0	\$0
Total Revenues				\$2,271	\$0	\$20,000	\$0
Total Expenses				(\$499,381)	(\$588,760)	(\$625,204)	(\$605,626)
Net Cost				(\$497,110)	(\$588,760)	(\$605,204)	(\$605,626)

Local Economy

Proposal	Type	Account String	Account Name	FY 2020-21	FY 2021-22	FY 2022-23	FY 2023-24
				Actuals	Actuals	Adopted Budget	Preliminary Budget
CA 100-63-072 (Farm Advisor)	Revenues	100-63-072-15029	Fed: Agriculture	\$1,175	\$872	\$0	\$0
CA 100-63-072 (Farm Advisor)	Expenses	100-63-072-32450	Contract Services	(\$44,925)	(\$47,777)	(\$52,497)	(\$50,427)
CA 100-63-072 (Farm Advisor)	Expenses	100-63-072-72960	A-87 Indirect Costs	\$0	\$0	\$0	\$0
Total Revenues				\$1,175	\$872	\$0	\$0
Total Expenses				(\$44,925)	(\$47,777)	(\$52,497)	(\$50,427)
Net Cost				(\$43,750)	(\$46,905)	(\$52,497)	(\$50,427)

Local Economy

Proposal	Type	Account String	Account Name	FY 2020-21	FY 2021-22	FY 2022-23	FY 2023-24
				Actuals	Actuals	Adopted Budget	Preliminary Budget
ED 105-19-191 (Tourism)	Revenues	105-19-191-10100	Transient Occupancy Tax	\$295,286	\$328,664	\$313,985	\$324,000
ED 105-19-191 (Tourism)	Revenues	105-19-191-14010	Interest Income	\$3,439	\$3,404	\$1,000	\$1,000
ED 105-19-191 (Tourism)	Revenues	105-19-191-15476	St: Dept Of Parks & Rec	\$0	\$0	\$0	\$0
ED 105-19-191 (Tourism)	Revenues	105-19-191-15900	Oth: Other Govt Agencies	\$0	\$9,840	\$0	\$0
ED 105-19-191 (Tourism)	Revenues	105-19-191-16016	General Sale Of Goods	\$0	\$0	\$0	\$0
ED 105-19-191 (Tourism)	Revenues	105-19-191-16499	Booking Fee Revenue	\$0	\$0	\$0	\$0
ED 105-19-191 (Tourism)	Revenues	105-19-191-16500	Fees For Advertising Space	\$25,790	\$0	\$0	\$0
ED 105-19-191 (Tourism)	Revenues	105-19-191-17010	Miscellaneous Revenue	\$0	\$0	\$9,840	\$0
ED 105-19-191 (Tourism)	Revenues	105-19-191-17050	Donations & Contributions	\$0	\$0	\$0	\$0
ED 105-19-191 (Tourism)	Revenues	105-19-191-18100	Operating Transfers In	\$5,000	\$10,000	\$10,000	\$10,000
ED 105-19-191 (Tourism)	Expenses	105-19-191-30280	Telephone/Communications	\$0	\$0	(\$458)	(\$458)
ED 105-19-191 (Tourism)	Expenses	105-19-191-31700	Membership Fees	(\$5,967)	(\$3,046)	(\$4,050)	(\$4,899)
ED 105-19-191 (Tourism)	Expenses	105-19-191-32000	Office Expense	(\$591)	(\$499)	(\$1,000)	(\$1,000)
ED 105-19-191 (Tourism)	Expenses	105-19-191-32010	TECHNOLOGY EXPENSES	\$0	\$0	\$0	\$0
ED 105-19-191 (Tourism)	Expenses	105-19-191-32020	Technology Expense-Software Licenses	(\$37,789)	(\$22,940)	(\$35,600)	(\$35,600)
ED 105-19-191 (Tourism)	Expenses	105-19-191-32030	Copier Pool	\$0	\$0	\$0	(\$200)
ED 105-19-191 (Tourism)	Expenses	105-19-191-32450	Contract Services	(\$83,461)	(\$73,117)	(\$59,432)	(\$60,000)
ED 105-19-191 (Tourism)	Expenses	105-19-191-32500	Professional & Specialized Ser	(\$121,475)	(\$178,939)	(\$184,900)	(\$180,383)
ED 105-19-191 (Tourism)	Expenses	105-19-191-32800	Publications & Legal Notices	\$0	\$0	\$0	\$0
ED 105-19-191 (Tourism)	Expenses	105-19-191-33010	Small Tools & Instruments	\$0	\$0	\$0	\$0
ED 105-19-191 (Tourism)	Expenses	105-19-191-33120	Special Department Expense	\$3,195	(\$32,969)	(\$43,000)	(\$45,000)
ED 105-19-191 (Tourism)	Expenses	105-19-191-33350	Travel & Training Expense	\$454	(\$20,176)	(\$33,900)	(\$35,000)
ED 105-19-191 (Tourism)	Expenses	105-19-191-33351	Vehicle Fuel Costs	\$0	\$0	\$0	\$0
ED 105-19-191 (Tourism)	Expenses	105-19-191-33360	Motor Pool Expense	\$0	\$0	\$0	\$0
ED 105-19-191 (Tourism)	Expenses	105-19-191-47010	Contributions To Other Governm	\$0	\$0	\$0	\$0
ED 105-19-191 (Tourism)	Expenses	105-19-191-47020	Contributions To Non-Profit Or	\$0	(\$10,000)	(\$10,000)	(\$10,000)
ED 105-19-191 (Tourism)	Expenses	105-19-191-60110	Civic Center Rent	\$0	\$0	\$0	\$0
ED 105-19-191 (Tourism)	Expenses	105-19-191-70500	Credit Card Clearing Account	\$0	\$0	\$0	\$0
ED 105-19-191 (Tourism)	Expenses	105-19-191-72960	A-87 Indirect Costs	\$0	\$0	\$0	\$0
Total Revenues				\$329,515	\$351,908	\$334,825	\$335,000
Total Expenses				(\$245,633)	(\$341,686)	(\$372,340)	(\$372,540)
Net Cost				\$83,882	\$10,222	(\$37,515)	(\$37,540)

Local Economy

Proposal	Type	Account String	Account Name	FY 2020-21	FY 2021-22	FY 2022-23	FY 2023-24
				Actuals	Actuals	Adopted Budget	Preliminary Budget
ED 109-19-190 (Community Support Groups)	Revenues	109-19-190-18100	Operating Transfers In	\$44,000	\$44,000	\$62,500	\$62,500
ED 109-19-190 (Community Support Groups)	Expenses	109-19-190-47010	Contributions To Other Governm	\$0	\$0	(\$10,000)	(\$10,000)
ED 109-19-190 (Community Support Groups)	Expenses	109-19-190-47020	Contributions To Non-Profit Or	(\$30,139)	(\$40,600)	(\$70,700)	(\$67,700)
Total Revenues				\$44,000	\$44,000	\$62,500	\$62,500
Total Expenses				(\$30,139)	(\$40,600)	(\$80,700)	(\$77,700)
Net Cost				\$13,861	\$3,400	(\$18,200)	(\$15,200)

Local Economy

Proposal	Type	Account String	Account Name	FY 2020-21	FY 2021-22	FY 2022-23	FY 2023-24
				Actuals	Actuals	Adopted Budget	Preliminary Budget
ED 102-19-192 (Fish Enhancement)	Revenues	102-19-192-14010	Interest Income	\$392	\$643	\$150	\$150
ED 102-19-192 (Fish Enhancement)	Revenues	102-19-192-17010	Miscellaneous Revenue	\$0	\$0	\$100	\$0
ED 102-19-192 (Fish Enhancement)	Revenues	102-19-192-18100	Operating Transfers In	\$103,737	\$103,737	\$100,000	\$100,100
ED 102-19-192 (Fish Enhancement)	Expenses	102-19-192-32000	Office Expense	(\$69)	(\$70)	(\$100)	(\$100)
ED 102-19-192 (Fish Enhancement)	Expenses	102-19-192-32010	TECHNOLOGY EXPENSES	\$0	\$0	\$0	\$0
ED 102-19-192 (Fish Enhancement)	Expenses	102-19-192-32030	Copier Pool	\$0	\$0	\$0	\$0
ED 102-19-192 (Fish Enhancement)	Expenses	102-19-192-32450	Contract Services	(\$123,700)	(\$102,797)	(\$129,150)	(\$129,150)
ED 102-19-192 (Fish Enhancement)	Expenses	102-19-192-32500	Professional & Specialized Ser	\$0	\$0	\$0	\$0
ED 102-19-192 (Fish Enhancement)	Expenses	102-19-192-33120	Special Department Expense	\$0	\$0	\$0	\$0
ED 102-19-192 (Fish Enhancement)	Expenses	102-19-192-33350	Travel & Training Expense	\$0	\$0	\$0	\$0
ED 102-19-192 (Fish Enhancement)	Expenses	102-19-192-60110	Civic Center Rent	\$0	\$0	\$0	\$0
ED 102-19-192 (Fish Enhancement)	Expenses	102-19-192-72960	A-87 Indirect Costs	\$0	\$0	\$0	\$0
Total Revenues				\$104,129	\$104,380	\$100,250	\$100,250
Total Expenses				(\$123,769)	(\$102,867)	(\$129,250)	(\$129,250)
Net Cost				(\$19,640)	\$1,513	(\$29,000)	(\$29,000)

Local Economy

Proposal	Type	Account String	Account Name	FY 2020-21	FY 2021-22	FY 2022-23	FY 2023-24
				Actuals	Actuals	Adopted Budget	Preliminary Budget
ED 104-27-193 (Fish & Game Propagation)	Revenues	104-27-193-13030	Fish & Game Fines	\$32,781	\$24,509	\$7,500	\$7,500
ED 104-27-193 (Fish & Game Propagation)	Revenues	104-27-193-13051	Fish & Game Restitution	\$89	\$0	\$0	\$0
ED 104-27-193 (Fish & Game Propagation)	Revenues	104-27-193-14010	Interest Income	\$846	\$1,112	\$400	\$400
ED 104-27-193 (Fish & Game Propagation)	Revenues	104-27-193-17010	Miscellaneous Revenue	\$0	\$0	\$0	\$0
ED 104-27-193 (Fish & Game Propagation)	Expenses	104-27-193-33120	Special Department Expense	(\$10,000)	(\$5,000)	(\$87,456)	(\$46,339)
Total Revenues				\$33,716	\$25,621	\$7,900	\$7,900
Total Expenses				(\$10,000)	(\$5,000)	(\$87,456)	(\$46,339)
Net Cost				\$23,716	\$20,621	(\$79,556)	(\$38,439)

Local Economy

Proposal	Type	Account String	Account Name	FY 2020-21	FY 2021-22	FY 2022-23	FY 2023-24
				Actuals	Actuals	Adopted Budget	Preliminary Budget
ED 185-19-190 (Economic Development CDBG Grants)	Revenues	185-19-190-14010	Interest Income	\$0	\$0	\$0	\$0
ED 185-19-190 (Economic Development CDBG Grants)	Revenues	185-19-190-15501	Fed: Cdbg Housing Grant	\$0	\$0	\$0	\$0
ED 185-19-190 (Economic Development CDBG Grants)	Revenues	185-19-190-17500	Loan Repayments	\$0	\$0	\$0	\$0
ED 185-19-190 (Economic Development CDBG Grants)	Expenses	185-19-190-21100	Permanent	\$0	\$0	\$0	\$0
ED 185-19-190 (Economic Development CDBG Grants)	Expenses	185-19-190-22100	Other Employee Benefits	\$0	\$0	\$0	\$0
ED 185-19-190 (Economic Development CDBG Grants)	Expenses	185-19-190-32450	Contract Services	\$0	\$0	\$0	\$0
ED 185-19-190 (Economic Development CDBG Grants)	Expenses	185-19-190-33135	Special Dept - Loan Disbursements	\$0	(\$225,000)	\$0	\$0
Total Revenues				\$0	\$0	\$0	\$0
Total Expenses				\$0	(\$225,000)	\$0	\$0
Net Cost				\$0	(\$225,000)	\$0	\$0

Local Economy

Proposal	Type	Account String	Account Name	FY 2020-21	FY 2021-22	FY 2022-23	FY 2023-24
				Actuals	Actuals	Adopted Budget	Preliminary Budget
PW 108-27-194 (Eastern Sierra Sustainable Recreation)	Revenues	108-27-194-14010	Interest Income	\$3,855	\$5,473	\$0	\$0
PW 108-27-194 (Eastern Sierra Sustainable Recreation)	Revenues	108-27-194-15202	St: Misc State Grants	\$0	\$0	\$122,100	\$192,000
PW 108-27-194 (Eastern Sierra Sustainable Recreation)	Revenues	108-27-194-15750	Fed: Geothermal Royalties	\$212,641	\$198,631	\$191,489	\$130,936
PW 108-27-194 (Eastern Sierra Sustainable Recreation)	Revenues	108-27-194-15900	Oth: Other Govt Agencies	\$0	\$0	\$37,997	\$86,189
PW 108-27-194 (Eastern Sierra Sustainable Recreation)	Revenues	108-27-194-17010	Miscellaneous Revenue	\$73,930	\$47,257	\$0	\$0
PW 108-27-194 (Eastern Sierra Sustainable Recreation)	Revenues	108-27-194-18100	Operating Transfers In	\$0	\$0	\$0	\$0
PW 108-27-194 (Eastern Sierra Sustainable Recreation)	Expenses	108-27-194-21100	Permanent	(\$50,122)	(\$93,515)	(\$147,600)	(\$167,095)
PW 108-27-194 (Eastern Sierra Sustainable Recreation)	Expenses	108-27-194-21103	Education Add-on Pay	\$0	\$0	\$0	\$0
PW 108-27-194 (Eastern Sierra Sustainable Recreation)	Expenses	108-27-194-21104	Bilingual	\$0	\$0	\$0	\$0
PW 108-27-194 (Eastern Sierra Sustainable Recreation)	Expenses	108-27-194-21106	Cash-outs (Vac, SL, Comp)	\$0	\$0	\$0	\$0
PW 108-27-194 (Eastern Sierra Sustainable Recreation)	Expenses	108-27-194-21130	Auto Allowance	\$0	\$0	\$0	\$0
PW 108-27-194 (Eastern Sierra Sustainable Recreation)	Expenses	108-27-194-21410	Holiday Pay	\$0	\$0	\$0	\$0
PW 108-27-194 (Eastern Sierra Sustainable Recreation)	Expenses	108-27-194-22100	Other Employee Benefits	(\$6,176)	(\$9,034)	(\$3,454)	\$0
PW 108-27-194 (Eastern Sierra Sustainable Recreation)	Expenses	108-27-194-22101	Medicare	\$0	\$0	\$0	(\$1,843)
PW 108-27-194 (Eastern Sierra Sustainable Recreation)	Expenses	108-27-194-22102	Social Security (FICA)	\$0	\$0	\$0	\$0
PW 108-27-194 (Eastern Sierra Sustainable Recreation)	Expenses	108-27-194-22103	401a Contributions	\$0	\$0	\$0	\$0
PW 108-27-194 (Eastern Sierra Sustainable Recreation)	Expenses	108-27-194-22105	State Disability	\$0	\$0	\$0	(\$1,525)
PW 108-27-194 (Eastern Sierra Sustainable Recreation)	Expenses	108-27-194-22106	Unemployment	\$0	\$0	\$0	(\$127)
PW 108-27-194 (Eastern Sierra Sustainable Recreation)	Expenses	108-27-194-22109	Cellphone Stipends	\$0	\$0	\$0	\$0
PW 108-27-194 (Eastern Sierra Sustainable Recreation)	Expenses	108-27-194-22110	Health (Medical-Dental-Vision)	(\$11,704)	(\$17,691)	(\$42,724)	(\$22,332)
PW 108-27-194 (Eastern Sierra Sustainable Recreation)	Expenses	108-27-194-22120	Pension	(\$17,590)	(\$20,045)	(\$36,009)	(\$37,557)
PW 108-27-194 (Eastern Sierra Sustainable Recreation)	Expenses	108-27-194-22125	PRST Contribution	\$0	\$0	\$0	\$0
PW 108-27-194 (Eastern Sierra Sustainable Recreation)	Expenses	108-27-194-30120	Uniform Allowance	\$0	\$0	\$0	\$0
PW 108-27-194 (Eastern Sierra Sustainable Recreation)	Expenses	108-27-194-30280	Telephone/Communications	(\$2,660)	(\$499)	\$0	(\$5,500)
PW 108-27-194 (Eastern Sierra Sustainable Recreation)	Expenses	108-27-194-32000	Office Expense	\$0	\$0	\$0	\$0
PW 108-27-194 (Eastern Sierra Sustainable Recreation)	Expenses	108-27-194-32010	TECHNOLOGY EXPENSES	\$0	\$0	(\$4,570)	(\$7,246)
PW 108-27-194 (Eastern Sierra Sustainable Recreation)	Expenses	108-27-194-32450	Contract Services	(\$8,618)	(\$14,289)	(\$100,100)	(\$115,000)
PW 108-27-194 (Eastern Sierra Sustainable Recreation)	Expenses	108-27-194-33120	Special Department Expense	(\$59,391)	(\$35,808)	(\$3,400)	(\$50,000)
PW 108-27-194 (Eastern Sierra Sustainable Recreation)	Expenses	108-27-194-33350	Travel & Training Expense	\$0	\$0	\$0	(\$2,500)
PW 108-27-194 (Eastern Sierra Sustainable Recreation)	Expenses	108-27-194-33351	Vehicle Fuel Costs	(\$733)	(\$2,766)	(\$6,750)	(\$10,000)
PW 108-27-194 (Eastern Sierra Sustainable Recreation)	Expenses	108-27-194-33360	Motor Pool Expense	(\$1,176)	(\$4,264)	\$0	(\$10,507)
PW 108-27-194 (Eastern Sierra Sustainable Recreation)	Expenses	108-27-194-47010	Contributions To Other Governm	\$0	\$0	\$0	\$0
PW 108-27-194 (Eastern Sierra Sustainable Recreation)	Expenses	108-27-194-47020	Contributions To Non-Profit Or	(\$12,267)	(\$2,506)	(\$22,690)	\$0
PW 108-27-194 (Eastern Sierra Sustainable Recreation)	Expenses	108-27-194-60100	Operating Transfers Out	\$0	\$0	(\$3,925)	\$0
PW 108-27-194 (Eastern Sierra Sustainable Recreation)	Expenses	108-27-194-60110	Civic Center Rent	\$0	\$0	\$0	\$0
Total Revenues				\$290,426	\$251,361	\$351,586	\$409,125
Total Expenses				(\$170,438)	(\$200,417)	(\$371,222)	(\$431,232)
Net Cost				\$119,987	\$50,945	(\$19,636)	(\$22,107)

Public Safety and Protection

Proposal	Type	Account String	Account Name	FY 2020-21		FY 2022-23	
				Actuals	Actuals	Adopted Budget	Preliminary Budget
AN 100-27-205 (Animal Services)	Revenues	100-27-205-12010	Animal Licenses Fees	\$9,769	\$16,368	\$15,000	\$10,000
AN 100-27-205 (Animal Services)	Revenues	100-27-205-16170	Humane Services	\$7,457	\$9,084	\$10,000	\$10,000
AN 100-27-205 (Animal Services)	Revenues	100-27-205-16900	Misc Charges For Services	\$0	\$2,817	\$3,000	\$3,000
AN 100-27-205 (Animal Services)	Revenues	100-27-205-17050	Donations & Contributions	\$2,045	\$3,583	\$1,000	\$1,000
AN 100-27-205 (Animal Services)	Expenses	100-27-205-21100	Permanent	(\$186,679)	(\$254,205)	(\$287,864)	(\$296,772)
AN 100-27-205 (Animal Services)	Expenses	100-27-205-21103	Education Add-on Pay	\$0	\$0	\$0	\$0
AN 100-27-205 (Animal Services)	Expenses	100-27-205-21104	Bilingual	\$0	\$0	\$0	\$0
AN 100-27-205 (Animal Services)	Expenses	100-27-205-21106	Cash-outs (Vac, SL, Comp)	\$0	\$0	\$0	\$0
AN 100-27-205 (Animal Services)	Expenses	100-27-205-21120	Overtime	(\$1,213)	(\$7,140)	(\$10,975)	(\$5,000)
AN 100-27-205 (Animal Services)	Expenses	100-27-205-21130	Auto Allowance	\$0	\$0	\$0	\$0
AN 100-27-205 (Animal Services)	Expenses	100-27-205-21410	Holiday Pay	\$0	\$0	\$0	\$0
AN 100-27-205 (Animal Services)	Expenses	100-27-205-22100	Other Employee Benefits	(\$21,882)	(\$28,260)	(\$10,628)	\$0
AN 100-27-205 (Animal Services)	Expenses	100-27-205-22101	Medicare	\$0	\$0	\$0	(\$4,303)
AN 100-27-205 (Animal Services)	Expenses	100-27-205-22102	Social Security (FICA)	\$0	\$0	\$0	\$0
AN 100-27-205 (Animal Services)	Expenses	100-27-205-22103	401a Contributions	\$0	\$0	\$0	(\$2,721)
AN 100-27-205 (Animal Services)	Expenses	100-27-205-22105	State Disability	\$0	\$0	\$0	(\$3,561)
AN 100-27-205 (Animal Services)	Expenses	100-27-205-22106	Unemployment	\$0	\$0	\$0	(\$297)
AN 100-27-205 (Animal Services)	Expenses	100-27-205-22109	Cellphone Stipends	\$0	\$0	\$0	(\$1,320)
AN 100-27-205 (Animal Services)	Expenses	100-27-205-22110	Health (Medical-Dental-Vision)	(\$56,776)	(\$55,488)	(\$91,656)	(\$82,577)
AN 100-27-205 (Animal Services)	Expenses	100-27-205-22120	Pension	(\$54,600)	(\$66,859)	(\$83,347)	(\$87,696)
AN 100-27-205 (Animal Services)	Expenses	100-27-205-22125	PRST Contribution	\$0	\$0	(\$21,185)	(\$20,503)
AN 100-27-205 (Animal Services)	Expenses	100-27-205-30120	Uniform Allowance	(\$4,000)	(\$800)	(\$2,000)	\$0
AN 100-27-205 (Animal Services)	Expenses	100-27-205-30280	Telephone/Communications	(\$3,802)	(\$4,228)	(\$4,980)	(\$3,000)
AN 100-27-205 (Animal Services)	Expenses	100-27-205-30500	Workers' Comp Ins Expense	(\$7,554)	(\$8,468)	(\$7,649)	(\$6,593)
AN 100-27-205 (Animal Services)	Expenses	100-27-205-30510	Liability Insurance Expense	(\$4,700)	(\$3,951)	(\$4,307)	(\$5,244)
AN 100-27-205 (Animal Services)	Expenses	100-27-205-31700	Membership Fees	(\$375)	(\$375)	(\$150)	(\$150)
AN 100-27-205 (Animal Services)	Expenses	100-27-205-32000	Office Expense	(\$3,668)	(\$3,684)	(\$3,000)	(\$3,000)
AN 100-27-205 (Animal Services)	Expenses	100-27-205-32010	TECHNOLOGY EXPENSES	(\$5,623)	(\$6,350)	(\$21,314)	(\$11,489)
AN 100-27-205 (Animal Services)	Expenses	100-27-205-32030	Copier Pool	\$0	\$0	(\$1,431)	(\$2,100)
AN 100-27-205 (Animal Services)	Expenses	100-27-205-32360	Consulting Services	\$0	\$0	\$0	\$0
AN 100-27-205 (Animal Services)	Expenses	100-27-205-32450	Contract Services	\$0	\$0	\$0	\$0
AN 100-27-205 (Animal Services)	Expenses	100-27-205-32500	Professional & Specialized Ser	(\$7,447)	(\$11,665)	(\$10,000)	(\$12,000)
AN 100-27-205 (Animal Services)	Expenses	100-27-205-33120	Special Department Expense	(\$8,968)	(\$11,759)	(\$13,000)	(\$13,000)
AN 100-27-205 (Animal Services)	Expenses	100-27-205-33350	Travel & Training Expense	(\$4,709)	(\$3,228)	(\$3,000)	(\$3,000)
AN 100-27-205 (Animal Services)	Expenses	100-27-205-33351	Vehicle Fuel Costs	(\$11,006)	(\$18,799)	(\$15,000)	(\$15,000)
AN 100-27-205 (Animal Services)	Expenses	100-27-205-33360	Motor Pool Expense	(\$26,686)	(\$31,182)	(\$33,199)	(\$56,772)
AN 100-27-205 (Animal Services)	Expenses	100-27-205-33600	Utilities	(\$10,578)	(\$14,533)	(\$15,000)	(\$16,500)
Total Revenues				\$19,271	\$31,852	\$29,000	\$24,000
Total Expenses				(\$420,267)	(\$530,975)	(\$639,685)	(\$652,598)
Net Cost				(\$400,996)	(\$499,123)	(\$610,685)	(\$628,598)

Public Safety and Protection

Proposal	Type	Account String	Account Name	FY 2020-21	FY 2021-22	FY 2022-23	FY 2023-24
				Actuals	Actuals	Adopted Budget	Preliminary Budget
CA 100-21-076 (Public Defender)	Revenues	100-21-076-13070	Small Claims Advice -Court Fin	\$322	\$246	\$0	\$0
CA 100-21-076 (Public Defender)	Revenues	100-21-076-15437	Realignment Backfill Support	\$376	\$0	\$0	\$0
CA 100-21-076 (Public Defender)	Revenues	100-21-076-15443	St: 2011 Realignment	\$6,499	\$10,321	\$6,000	\$8,000
CA 100-21-076 (Public Defender)	Revenues	100-21-076-16050	Legal Services	\$5,647	\$0	\$6,000	\$0
CA 100-21-076 (Public Defender)	Revenues	100-21-076-16980	Public Defender Contract Fees	\$8,820	\$5,865	\$3,000	\$3,000
CA 100-21-076 (Public Defender)	Revenues	100-21-076-18100	Operating Transfers In	\$0	\$0	\$0	\$0
CA 100-21-076 (Public Defender)	Expenses	100-21-076-32390	Legal Services	(\$7,556)	\$0	\$0	\$0
CA 100-21-076 (Public Defender)	Expenses	100-21-076-32450	Contract Services	(\$532,820)	(\$660,113)	(\$641,868)	(\$700,000)
CA 100-21-076 (Public Defender)	Expenses	100-21-076-32500	Professional & Specialized Ser	(\$132,557)	(\$94,585)	(\$130,000)	(\$50,000)
CA 100-21-076 (Public Defender)	Expenses	100-21-076-33120	Special Department Expense	\$0	(\$46,783)	(\$250,000)	\$0
CA 100-21-076 (Public Defender)	Expenses	100-21-076-72960	A-87 Indirect Costs	\$0	\$0	\$0	\$0
Total Revenues				\$21,664	\$16,432	\$15,000	\$11,000
Total Expenses				(\$672,932)	(\$801,481)	(\$1,021,868)	(\$750,000)
Net Cost				(\$651,269)	(\$785,049)	(\$1,006,868)	(\$739,000)

Public Safety and Protection

Proposal	Type	Account String	Account Name	FY 2020-21 Actuals	FY 2021-22 Actuals	FY 2022-23 Adopted Budget	FY 2023-24 Preliminary Budget
CA 100-21-077 (Grand Jury)	Expenses	100-21-077-31010	Jury And Witness Expense	(\$7,674)	(\$633)	(\$3,000)	(\$6,000)
CA 100-21-077 (Grand Jury)	Expenses	100-21-077-32000	Office Expense	(\$1,528)	(\$6,992)	(\$7,000)	(\$7,000)
CA 100-21-077 (Grand Jury)	Expenses	100-21-077-32010	TECHNOLOGY EXPENSES	\$0	(\$7,673)	\$0	\$0
CA 100-21-077 (Grand Jury)	Expenses	100-21-077-32020	Technology Expense-Software Licenses	(\$2,880)	(\$2,880)	(\$3,000)	(\$3,000)
CA 100-21-077 (Grand Jury)	Expenses	100-21-077-32030	Copier Pool	\$0	\$0	\$0	\$0
CA 100-21-077 (Grand Jury)	Expenses	100-21-077-32500	Professional & Specialized Ser	\$0	\$0	\$0	\$0
CA 100-21-077 (Grand Jury)	Expenses	100-21-077-33350	Travel & Training Expense	(\$2,200)	(\$360)	(\$1,000)	(\$2,000)
Total Revenues				\$0	\$0	\$0	\$0
Total Expenses				(\$14,282)	(\$18,538)	(\$14,000)	(\$18,000)
Net Cost				(\$14,282)	(\$18,538)	(\$14,000)	(\$18,000)

Public Safety and Protection

Proposal	Type	Account String	Account Name			FY 2022-23	FY 2023-24
				FY 2020-21	FY 2021-22	Adopted	Preliminary
				Actuals	Actuals	Budget	Budget
CA 100-26-074 (Ag Commissioner)	Revenues	100-26-074-15430	St: Ag Comm/Weights & Measures	\$100,786	\$146,823	\$146,823	\$0
CA 100-26-074 (Ag Commissioner)	Expenses	100-26-074-32500	Professional & Specialized Ser	(\$241,107)	(\$261,605)	(\$253,214)	(\$250,000)
CA 100-26-074 (Ag Commissioner)	Expenses	100-26-074-72960	A-87 Indirect Costs	\$0	\$0	\$0	\$0
Total Revenues				\$100,786	\$146,823	\$146,823	\$0
Total Expenses				(\$241,107)	(\$261,605)	(\$253,214)	(\$250,000)
Net Cost				(\$140,321)	(\$114,782)	(\$106,391)	(\$250,000)

Public Safety and Protection

Proposal	Type	Account String	Account Name	FY 2020-21		FY 2022-23		FY 2023-24	
				Actuals	Actuals	Adopted Budget	Preliminary Budget		
CA 100-27-465 (Office of Emergency Management)	Revenues	100-27-465-15499	St: Office Of Emergency Servic	\$127,790	\$180,977	\$127,719	\$303,656		
CA 100-27-465 (Office of Emergency Management)	Revenues	100-27-465-15900	Oth: Other Govt Agencies	\$0	\$0	\$0	\$0		
CA 100-27-465 (Office of Emergency Management)	Revenues	100-27-465-17020	Prior Year Revenue	\$0	\$0	\$0	\$0		
CA 100-27-465 (Office of Emergency Management)	Expenses	100-27-465-21100	Permanent	\$0	\$0	\$0	(\$249,242)		
CA 100-27-465 (Office of Emergency Management)	Expenses	100-27-465-21103	Education Add-on Pay	\$0	\$0	\$0	\$0		
CA 100-27-465 (Office of Emergency Management)	Expenses	100-27-465-21104	Bilingual	\$0	\$0	\$0	\$0		
CA 100-27-465 (Office of Emergency Management)	Expenses	100-27-465-21106	Cash-outs (Vac, SL, Comp)	\$0	\$0	\$0	\$0		
CA 100-27-465 (Office of Emergency Management)	Expenses	100-27-465-21120	Overtime	\$0	\$0	\$0	\$0		
CA 100-27-465 (Office of Emergency Management)	Expenses	100-27-465-21130	Auto Allowance	\$0	\$0	\$0	\$0		
CA 100-27-465 (Office of Emergency Management)	Expenses	100-27-465-21410	Holiday Pay	\$0	\$0	\$0	\$0		
CA 100-27-465 (Office of Emergency Management)	Expenses	100-27-465-22100	Other Employee Benefits	\$0	\$0	\$0	\$0		
CA 100-27-465 (Office of Emergency Management)	Expenses	100-27-465-22101	Medicare	\$0	\$0	\$0	(\$3,614)		
CA 100-27-465 (Office of Emergency Management)	Expenses	100-27-465-22102	Social Security (FICA)	\$0	\$0	\$0	\$0		
CA 100-27-465 (Office of Emergency Management)	Expenses	100-27-465-22103	401a Contributions	\$0	\$0	\$0	\$0		
CA 100-27-465 (Office of Emergency Management)	Expenses	100-27-465-22105	State Disability	\$0	\$0	\$0	(\$2,446)		
CA 100-27-465 (Office of Emergency Management)	Expenses	100-27-465-22106	Unemployment	\$0	\$0	\$0	(\$249)		
CA 100-27-465 (Office of Emergency Management)	Expenses	100-27-465-22109	Cellphone Stipends	\$0	\$0	\$0	(\$1,260)		
CA 100-27-465 (Office of Emergency Management)	Expenses	100-27-465-22110	Health (Medical-Dental-Vision)	\$0	\$0	\$0	(\$21,526)		
CA 100-27-465 (Office of Emergency Management)	Expenses	100-27-465-22120	Pension	\$0	\$0	\$0	(\$147,531)		
CA 100-27-465 (Office of Emergency Management)	Expenses	100-27-465-22125	PRST Contribution	\$0	\$0	\$0	(\$17,008)		
CA 100-27-465 (Office of Emergency Management)	Expenses	100-27-465-30120	Uniform Allowance	\$0	\$0	\$0	\$0		
CA 100-27-465 (Office of Emergency Management)	Expenses	100-27-465-30280	Telephone/Communications	(\$79)	\$0	\$0	\$0		
CA 100-27-465 (Office of Emergency Management)	Expenses	100-27-465-30500	Workers' Comp Ins Expense	\$0	\$0	\$0	\$0		
CA 100-27-465 (Office of Emergency Management)	Expenses	100-27-465-30510	Liability Insurance Expense	\$0	\$0	\$0	\$0		
CA 100-27-465 (Office of Emergency Management)	Expenses	100-27-465-31200	Equip Maintenance & Repair	(\$25,669)	(\$832)	(\$127,719)	\$0		
CA 100-27-465 (Office of Emergency Management)	Expenses	100-27-465-31700	Membership Fees	\$0	\$0	\$0	(\$195)		
CA 100-27-465 (Office of Emergency Management)	Expenses	100-27-465-32000	Office Expense	\$0	\$0	\$0	(\$250)		
CA 100-27-465 (Office of Emergency Management)	Expenses	100-27-465-32010	TECHNOLOGY EXPENSES	(\$174,553)	(\$127,790)	\$0	(\$4,272)		
CA 100-27-465 (Office of Emergency Management)	Expenses	100-27-465-32030	Copier Pool	\$0	\$0	\$0	\$0		
CA 100-27-465 (Office of Emergency Management)	Expenses	100-27-465-32450	Contract Services	\$0	\$0	\$0	\$0		
CA 100-27-465 (Office of Emergency Management)	Expenses	100-27-465-32500	Professional & Specialized Ser	\$0	\$0	\$0	\$0		
CA 100-27-465 (Office of Emergency Management)	Expenses	100-27-465-32860	Rents & Leases - Other	\$0	\$0	\$0	\$0		
CA 100-27-465 (Office of Emergency Management)	Expenses	100-27-465-33100	Education & Training	\$0	\$0	\$0	(\$500)		
CA 100-27-465 (Office of Emergency Management)	Expenses	100-27-465-33120	Special Department Expense	\$0	\$0	\$0	\$0		
CA 100-27-465 (Office of Emergency Management)	Expenses	100-27-465-33350	Travel & Training Expense	\$0	\$0	\$0	(\$1,500)		
CA 100-27-465 (Office of Emergency Management)	Expenses	100-27-465-33351	Vehicle Fuel Costs	\$0	\$0	\$0	(\$4,000)		
CA 100-27-465 (Office of Emergency Management)	Expenses	100-27-465-33360	Motor Pool Expense	\$0	\$0	\$0	(\$8,402)		
CA 100-27-465 (Office of Emergency Management)	Expenses	100-27-465-53030	Capital Equipment, \$5,000+	\$0	\$0	\$0	\$0		
CA 100-27-465 (Office of Emergency Management)	Expenses	100-27-465-60110	Civic Center Rent	\$0	\$0	\$0	\$0		
CA 100-27-465 (Office of Emergency Management)	Expenses	100-27-465-70500	Credit Card Clearing Account	\$0	\$0	\$0	\$0		
CA 100-27-465 (Office of Emergency Management)	Expenses	100-27-465-72960	A-87 Indirect Costs	\$0	\$0	\$0	\$0		
Total Revenues				\$127,790	\$180,977	\$127,719	\$303,656		
Total Expenses				(\$200,301)	(\$128,622)	(\$127,719)	(\$461,995)		
Net Cost				(\$72,511)	\$52,355	\$0	(\$158,339)		

Public Safety and Protection

Proposal	Type	Account String	Account Name	FY 2020-21	FY 2021-22	FY 2022-23	FY 2023-24
				Actuals	Actuals	Adopted Budget	Preliminary Budget
DA 100-21-430 (District Attorney)	Revenues	100-21-430-15091	St: Motor Veh-Theft Prevention	\$16,091	\$15,550	\$15,000	\$15,000
DA 100-21-430 (District Attorney)	Revenues	100-21-430-15300	St: Cops	\$5,895	\$6,127	\$5,900	\$5,000
DA 100-21-430 (District Attorney)	Revenues	100-21-430-15310	St: Pub Safety-Prop 172 Sales	\$172,156	\$199,543	\$198,338	\$233,663
DA 100-21-430 (District Attorney)	Revenues	100-21-430-15443	St: 2011 Realignment	\$6,499	\$10,321	\$7,166	\$8,000
DA 100-21-430 (District Attorney)	Revenues	100-21-430-16199	Charges for Services - Interfund Transfers	\$0	\$0	\$10,000	\$0
DA 100-21-430 (District Attorney)	Revenues	100-21-430-16270	Welfare Fraud Investigation Re	\$50,000	\$50,000	\$50,000	\$50,000
DA 100-21-430 (District Attorney)	Revenues	100-21-430-16280	Discovery Fees	\$190	\$215	\$200	\$0
DA 100-21-430 (District Attorney)	Revenues	100-21-430-18100	Operating Transfers In	\$0	\$0	\$106,325	\$0
DA 100-21-430 (District Attorney)	Expenses	100-21-430-21100	Permanent	(\$778,551)	(\$853,185)	(\$951,511)	(\$959,802)
DA 100-21-430 (District Attorney)	Expenses	100-21-430-21103	Education Add-on Pay	\$0	\$0	\$0	\$0
DA 100-21-430 (District Attorney)	Expenses	100-21-430-21104	Bilingual	\$0	\$0	\$0	\$0
DA 100-21-430 (District Attorney)	Expenses	100-21-430-21106	Cash-outs (Vac, SL, Comp)	\$0	\$0	\$0	(\$70,934)
DA 100-21-430 (District Attorney)	Expenses	100-21-430-21120	Overtime	(\$784)	(\$2,552)	(\$6,000)	(\$6,000)
DA 100-21-430 (District Attorney)	Expenses	100-21-430-21130	Auto Allowance	\$0	\$0	\$0	\$0
DA 100-21-430 (District Attorney)	Expenses	100-21-430-21410	Holiday Pay	\$0	\$0	\$0	\$0
DA 100-21-430 (District Attorney)	Expenses	100-21-430-22100	Other Employee Benefits	(\$73,329)	(\$68,351)	(\$39,973)	\$0
DA 100-21-430 (District Attorney)	Expenses	100-21-430-22101	Medicare	\$0	\$0	\$0	(\$14,739)
DA 100-21-430 (District Attorney)	Expenses	100-21-430-22102	Social Security (FICA)	\$0	\$0	\$0	\$0
DA 100-21-430 (District Attorney)	Expenses	100-21-430-22103	401a Contributions	\$0	\$0	\$0	(\$15,649)
DA 100-21-430 (District Attorney)	Expenses	100-21-430-22105	State Disability	\$0	\$0	\$0	(\$11,211)
DA 100-21-430 (District Attorney)	Expenses	100-21-430-22106	Unemployment	\$0	\$0	\$0	(\$1,016)
DA 100-21-430 (District Attorney)	Expenses	100-21-430-22109	Cellphone Stipends	\$0	\$0	\$0	(\$5,100)
DA 100-21-430 (District Attorney)	Expenses	100-21-430-22110	Health (Medical-Dental-Vision)	(\$116,768)	(\$116,428)	(\$120,143)	(\$133,608)
DA 100-21-430 (District Attorney)	Expenses	100-21-430-22120	Pension	(\$332,382)	(\$404,792)	(\$440,349)	(\$442,013)
DA 100-21-430 (District Attorney)	Expenses	100-21-430-22125	PRST Contribution	\$0	\$0	(\$69,071)	(\$69,236)
DA 100-21-430 (District Attorney)	Expenses	100-21-430-30120	Uniform Allowance	\$0	\$0	\$0	\$0
DA 100-21-430 (District Attorney)	Expenses	100-21-430-30280	Telephone/Communications	(\$6,266)	(\$6,189)	(\$8,311)	(\$3,500)
DA 100-21-430 (District Attorney)	Expenses	100-21-430-30500	Workers' Comp Ins Expense	(\$55,573)	(\$56,711)	(\$50,878)	(\$51,338)
DA 100-21-430 (District Attorney)	Expenses	100-21-430-30510	Liability Insurance Expense	(\$7,800)	(\$10,323)	(\$11,771)	(\$13,809)
DA 100-21-430 (District Attorney)	Expenses	100-21-430-31010	Jury And Witness Expense	(\$2,024)	(\$7,875)	(\$32,000)	(\$32,000)
DA 100-21-430 (District Attorney)	Expenses	100-21-430-31200	Equip Maintenance & Repair	\$0	\$0	\$0	\$0
DA 100-21-430 (District Attorney)	Expenses	100-21-430-31400	Building/Land Maint & Repair	\$0	\$0	\$0	\$0
DA 100-21-430 (District Attorney)	Expenses	100-21-430-31700	Membership Fees	(\$5,873)	(\$5,550)	(\$5,800)	(\$6,000)
DA 100-21-430 (District Attorney)	Expenses	100-21-430-32000	Office Expense	(\$7,355)	(\$12,333)	(\$14,000)	(\$14,000)
DA 100-21-430 (District Attorney)	Expenses	100-21-430-32010	TECHNOLOGY EXPENSES	(\$12,123)	(\$16,040)	(\$19,783)	(\$38,884)
DA 100-21-430 (District Attorney)	Expenses	100-21-430-32020	Technology Expense-Software Licenses	\$0	\$0	\$0	\$0
DA 100-21-430 (District Attorney)	Expenses	100-21-430-32030	Copier Pool	\$0	\$0	(\$5,417)	(\$5,187)
DA 100-21-430 (District Attorney)	Expenses	100-21-430-32360	Consulting Services	\$0	\$0	\$0	\$0
DA 100-21-430 (District Attorney)	Expenses	100-21-430-32450	Contract Services	(\$30,000)	\$0	(\$30,000)	(\$105,000)
DA 100-21-430 (District Attorney)	Expenses	100-21-430-32500	Professional & Specialized Ser	\$0	\$0	\$0	\$0
DA 100-21-430 (District Attorney)	Expenses	100-21-430-32800	Publications & Legal Notices	(\$11,826)	(\$10,690)	(\$12,500)	(\$17,500)
DA 100-21-430 (District Attorney)	Expenses	100-21-430-32950	Rents & Leases - Real Property	\$51,325	\$0	\$0	\$0
DA 100-21-430 (District Attorney)	Expenses	100-21-430-33120	Special Department Expense	(\$7,171)	(\$4,507)	(\$7,000)	(\$12,000)
DA 100-21-430 (District Attorney)	Expenses	100-21-430-33125	Spec Dept-Da Public Relations	\$0	\$0	\$0	\$0
DA 100-21-430 (District Attorney)	Expenses	100-21-430-33126	Spec Dept-Inmate Welfare	\$0	\$0	\$0	\$0
DA 100-21-430 (District Attorney)	Expenses	100-21-430-33199	Special Dept Expense - Interfund Transfers	\$0	\$0	\$0	\$0
DA 100-21-430 (District Attorney)	Expenses	100-21-430-33350	Travel & Training Expense	(\$10,177)	(\$22,564)	(\$15,000)	(\$28,000)
DA 100-21-430 (District Attorney)	Expenses	100-21-430-33351	Vehicle Fuel Costs	(\$8,037)	(\$7,607)	(\$12,000)	(\$12,000)
DA 100-21-430 (District Attorney)	Expenses	100-21-430-33360	Motor Pool Expense	(\$21,464)	(\$12,093)	(\$33,249)	(\$42,754)
DA 100-21-430 (District Attorney)	Expenses	100-21-430-33602	Civic Center Utilities	(\$9,689)	(\$10,922)	(\$13,786)	(\$15,000)
DA 100-21-430 (District Attorney)	Expenses	100-21-430-41111	Support & Care of Others - Public Administrator	\$0	\$0	\$0	\$0
DA 100-21-430 (District Attorney)	Expenses	100-21-430-53030	Capital Equipment, \$5,000+	\$0	\$0	\$0	\$0
DA 100-21-430 (District Attorney)	Expenses	100-21-430-60110	Civic Center Rent	\$0	\$0	(\$173,079)	(\$176,076)
DA 100-21-430 (District Attorney)	Expenses	100-21-430-70500	Credit Card Clearing Account	\$0	\$0	\$0	\$0
DA 100-21-430 (District Attorney)	Expenses	100-21-430-72960	A-87 Indirect Costs	\$0	\$0	\$0	\$0
Total Revenues				\$250,830	\$281,756	\$392,929	\$311,663
Total Expenses				(\$1,445,866)	(\$1,628,712)	(\$2,071,621)	(\$2,302,357)
Net Cost				(\$1,195,036)	(\$1,346,956)	(\$1,678,692)	(\$1,990,694)

Public Safety and Protection

Proposal	Type	Account String	Account Name	FY 2020-21	FY 2021-22	FY 2022-23	FY 2023-24
				Actuals	Actuals	Adopted Budget	Preliminary Budget
DA 100-56-433 (Victim Witness)	Revenues	100-56-433-15803	Fed: Victim/Witness Grant	\$310,391	\$285,155	\$251,646	\$251,963
DA 100-56-433 (Victim Witness)	Revenues	100-56-433-18100	Operating Transfers In	\$0	\$0	\$0	\$0
DA 100-56-433 (Victim Witness)	Expenses	100-56-433-21100	Permanent	(\$183,421)	(\$164,611)	(\$142,467)	(\$148,561)
DA 100-56-433 (Victim Witness)	Expenses	100-56-433-21103	Education Add-on Pay	\$0	\$0	\$0	\$0
DA 100-56-433 (Victim Witness)	Expenses	100-56-433-21104	Bilingual	\$0	\$0	\$0	\$0
DA 100-56-433 (Victim Witness)	Expenses	100-56-433-21106	Cash-outs (Vac, SL, Comp)	\$0	\$0	\$0	\$0
DA 100-56-433 (Victim Witness)	Expenses	100-56-433-21120	Overtime	(\$930)	(\$2,750)	(\$1,760)	(\$3,575)
DA 100-56-433 (Victim Witness)	Expenses	100-56-433-21130	Auto Allowance	\$0	\$0	\$0	\$0
DA 100-56-433 (Victim Witness)	Expenses	100-56-433-21410	Holiday Pay	\$0	\$0	\$0	\$0
DA 100-56-433 (Victim Witness)	Expenses	100-56-433-22100	Other Employee Benefits	(\$21,440)	(\$19,239)	(\$6,045)	\$0
DA 100-56-433 (Victim Witness)	Expenses	100-56-433-22101	Medicare	\$0	\$0	\$0	(\$1,332)
DA 100-56-433 (Victim Witness)	Expenses	100-56-433-22102	Social Security (FICA)	\$0	\$0	\$0	\$0
DA 100-56-433 (Victim Witness)	Expenses	100-56-433-22103	401a Contributions	\$0	\$0	\$0	(\$1,977)
DA 100-56-433 (Victim Witness)	Expenses	100-56-433-22104	Life Insurance	\$0	\$0	\$0	(\$34)
DA 100-56-433 (Victim Witness)	Expenses	100-56-433-22105	State Disability	\$0	\$0	\$0	(\$1,103)
DA 100-56-433 (Victim Witness)	Expenses	100-56-433-22106	Unemployment	\$0	\$0	\$0	(\$92)
DA 100-56-433 (Victim Witness)	Expenses	100-56-433-22109	Cellphone Stipends	\$0	\$0	\$0	(\$660)
DA 100-56-433 (Victim Witness)	Expenses	100-56-433-22110	Health (Medical-Dental-Vision)	(\$24,087)	(\$23,597)	(\$25,245)	(\$28,797)
DA 100-56-433 (Victim Witness)	Expenses	100-56-433-22120	Pension	(\$52,053)	(\$21,396)	(\$33,721)	(\$19,471)
DA 100-56-433 (Victim Witness)	Expenses	100-56-433-22125	PRST Contribution	\$0	\$0	(\$10,419)	(\$6,319)
DA 100-56-433 (Victim Witness)	Expenses	100-56-433-30120	Uniform Allowance	\$0	\$0	\$0	\$0
DA 100-56-433 (Victim Witness)	Expenses	100-56-433-30280	Telephone/Communications	(\$1,487)	(\$1,519)	(\$1,089)	\$0
DA 100-56-433 (Victim Witness)	Expenses	100-56-433-30500	Workers' Comp Ins Expense	(\$2,034)	(\$2,004)	(\$2,120)	\$0
DA 100-56-433 (Victim Witness)	Expenses	100-56-433-30510	Liability Insurance Expense	(\$1,015)	(\$894)	(\$859)	\$0
DA 100-56-433 (Victim Witness)	Expenses	100-56-433-32000	Office Expense	(\$15,245)	(\$36,293)	(\$6,000)	\$0
DA 100-56-433 (Victim Witness)	Expenses	100-56-433-32010	TECHNOLOGY EXPENSES	\$0	\$0	(\$2,029)	(\$6,911)
DA 100-56-433 (Victim Witness)	Expenses	100-56-433-33351	Vehicle Fuel Costs	(\$538)	(\$4,988)	(\$10,798)	(\$10,000)
DA 100-56-433 (Victim Witness)	Expenses	100-56-433-33360	Motor Pool Expense	\$0	(\$16,847)	(\$9,116)	(\$22,881)
Total Revenues				\$310,391	\$285,155	\$251,646	\$251,963
Total Expenses				(\$302,250)	(\$294,139)	(\$251,668)	(\$251,713)
Net Cost				\$8,141	(\$8,984)	(\$22)	\$250

Public Safety and Protection

Proposal	Type	Account String	Account Name	FY 2020-21	FY 2021-22	FY 2022-23	FY 2023-24
				Actuals	Actuals	Adopted Budget	Preliminary Budget
EMS 100-42-855 (EMS)	Revenues	100-42-855-10100	Transient Occupancy Tax	\$590,927	\$657,721	\$628,000	\$649,000
EMS 100-42-855 (EMS)	Revenues	100-42-855-15310	St: Pub Safety-Prop 172 Sales	\$432,568	\$493,429	\$440,750	\$569,250
EMS 100-42-855 (EMS)	Revenues	100-42-855-15340	St: Maddy Fund Revenue - Param	\$10,804	\$0	\$8,000	\$8,000
EMS 100-42-855 (EMS)	Revenues	100-42-855-15445	St: Realignment-Ambulance	\$0	\$0	\$0	\$0
EMS 100-42-855 (EMS)	Revenues	100-42-855-15553	Federal CARES Act	\$20,471	\$0	\$0	\$0
EMS 100-42-855 (EMS)	Revenues	100-42-855-16350	Ambulance Fees	\$973,959	\$950,402	\$1,500,000	\$1,500,000
EMS 100-42-855 (EMS)	Revenues	100-42-855-16351	STAND-BY FEES - PARAMEDICS	\$99,900	\$11,413	\$7,500	\$15,000
EMS 100-42-855 (EMS)	Revenues	100-42-855-16360	Professional Fees (Paramedics)	\$0	\$0	\$0	\$0
EMS 100-42-855 (EMS)	Revenues	100-42-855-16361	EMS Subscription Fees for Membership Program	\$2,600	\$3,445	\$5,000	\$2,500
EMS 100-42-855 (EMS)	Revenues	100-42-855-17010	Miscellaneous Revenue	\$0	\$0	\$0	\$0
EMS 100-42-855 (EMS)	Revenues	100-42-855-17020	Prior Year Revenue	\$0	\$0	\$0	\$0
EMS 100-42-855 (EMS)	Revenues	100-42-855-17250	Judgments, Damages & Settlements	\$0	\$0	\$0	\$0
EMS 100-42-855 (EMS)	Revenues	100-42-855-18100	Operating Transfers In	\$0	\$0	\$0	\$0
EMS 100-42-855 (EMS)	Expenses	100-42-855-21100	Permanent	(\$1,772,644)	(\$1,903,835)	(\$2,034,605)	(\$1,960,800)
EMS 100-42-855 (EMS)	Expenses	100-42-855-21103	Education Add-on Pay	\$0	\$0	\$0	\$0
EMS 100-42-855 (EMS)	Expenses	100-42-855-21104	Bilingual	\$0	\$0	\$0	\$0
EMS 100-42-855 (EMS)	Expenses	100-42-855-21106	Cash-outs (Vac, SL, Comp)	\$0	\$0	\$0	(\$40,000)
EMS 100-42-855 (EMS)	Expenses	100-42-855-21120	Overtime	(\$464,180)	(\$454,591)	(\$350,000)	(\$734,686)
EMS 100-42-855 (EMS)	Expenses	100-42-855-21130	Auto Allowance	\$0	\$0	\$0	\$0
EMS 100-42-855 (EMS)	Expenses	100-42-855-21410	Holiday Pay	(\$106,693)	(\$110,741)	(\$136,314)	(\$132,123)
EMS 100-42-855 (EMS)	Expenses	100-42-855-22100	Other Employee Benefits	(\$328,049)	(\$296,207)	(\$102,772)	\$0
EMS 100-42-855 (EMS)	Expenses	100-42-855-22101	Medicare	\$0	\$0	\$0	(\$30,347)
EMS 100-42-855 (EMS)	Expenses	100-42-855-22102	Social Security (FICA)	\$0	\$0	\$0	(\$600)
EMS 100-42-855 (EMS)	Expenses	100-42-855-22103	401a Contributions	\$0	\$0	\$0	(\$34,410)
EMS 100-42-855 (EMS)	Expenses	100-42-855-22105	State Disability	\$0	\$0	\$0	(\$25,115)
EMS 100-42-855 (EMS)	Expenses	100-42-855-22106	Unemployment	\$0	\$0	\$0	(\$2,093)
EMS 100-42-855 (EMS)	Expenses	100-42-855-22109	Cellphone Stipends	\$0	\$0	\$0	(\$13,560)
EMS 100-42-855 (EMS)	Expenses	100-42-855-22110	Health (Medical-Dental-Vision)	(\$384,279)	(\$438,679)	(\$370,026)	(\$395,223)
EMS 100-42-855 (EMS)	Expenses	100-42-855-22120	Pension	(\$621,348)	(\$712,957)	(\$794,272)	(\$713,389)
EMS 100-42-855 (EMS)	Expenses	100-42-855-22125	PRST Contribution	\$0	\$0	(\$127,861)	(\$116,727)
EMS 100-42-855 (EMS)	Expenses	100-42-855-30120	Uniform Allowance	(\$17,411)	(\$17,672)	(\$16,877)	(\$18,750)
EMS 100-42-855 (EMS)	Expenses	100-42-855-30122	Uniform/Safety Gear	(\$769)	(\$3,901)	(\$10,000)	(\$18,000)
EMS 100-42-855 (EMS)	Expenses	100-42-855-30280	Telephone/Communications	(\$16,025)	(\$12,678)	(\$11,964)	\$0
EMS 100-42-855 (EMS)	Expenses	100-42-855-30350	Household Expenses	(\$7,774)	(\$8,494)	(\$6,000)	(\$8,000)
EMS 100-42-855 (EMS)	Expenses	100-42-855-30500	Workers' Comp Ins Expense	(\$56,372)	(\$82,197)	(\$82,688)	(\$70,881)
EMS 100-42-855 (EMS)	Expenses	100-42-855-30510	Liability Insurance Expense	(\$31,222)	(\$42,558)	(\$69,885)	(\$31,724)
EMS 100-42-855 (EMS)	Expenses	100-42-855-31200	Equip Maintenance & Repair	(\$5,165)	(\$6,978)	(\$10,000)	(\$10,000)
EMS 100-42-855 (EMS)	Expenses	100-42-855-31400	Building/Land Maint & Repair	(\$1,075)	(\$202)	(\$1,500)	(\$6,000)
EMS 100-42-855 (EMS)	Expenses	100-42-855-31530	Medical/Dental & Lab Supplies	(\$51,234)	(\$54,717)	(\$45,000)	(\$50,000)
EMS 100-42-855 (EMS)	Expenses	100-42-855-31700	Membership Fees	(\$3,600)	(\$3,910)	(\$10,000)	(\$8,000)
EMS 100-42-855 (EMS)	Expenses	100-42-855-32000	Office Expense	(\$9,912)	(\$4,859)	(\$5,000)	(\$5,000)
EMS 100-42-855 (EMS)	Expenses	100-42-855-32005	Banking Expenses	(\$3,390)	(\$3,646)	(\$4,800)	(\$4,800)
EMS 100-42-855 (EMS)	Expenses	100-42-855-32010	TECHNOLOGY EXPENSES	(\$33,409)	(\$50,775)	(\$60,668)	(\$52,942)
EMS 100-42-855 (EMS)	Expenses	100-42-855-32020	Technology Expense-Software Licenses	(\$9,895)	(\$11,189)	(\$15,200)	(\$15,200)
EMS 100-42-855 (EMS)	Expenses	100-42-855-32030	Copier Pool	\$0	\$0	(\$3,195)	(\$2,668)
EMS 100-42-855 (EMS)	Expenses	100-42-855-32450	Contract Services	(\$13,900)	(\$19,864)	(\$53,000)	(\$20,000)
EMS 100-42-855 (EMS)	Expenses	100-42-855-32500	Professional & Specialized Ser	(\$5,082)	(\$3,618)	(\$4,000)	(\$7,500)
EMS 100-42-855 (EMS)	Expenses	100-42-855-32800	Publications & Legal Notices	\$0	\$0	\$0	\$0
EMS 100-42-855 (EMS)	Expenses	100-42-855-32860	Rents & Leases - Other	(\$16,629)	(\$17,000)	(\$17,150)	(\$17,400)
EMS 100-42-855 (EMS)	Expenses	100-42-855-33010	Small Tools & Instruments	\$0	\$0	(\$5,000)	(\$5,000)
EMS 100-42-855 (EMS)	Expenses	100-42-855-33100	Education & Training	(\$9,847)	(\$6,658)	(\$20,000)	(\$35,000)
EMS 100-42-855 (EMS)	Expenses	100-42-855-33120	Special Department Expense	(\$253,466)	(\$1,863)	(\$5,000)	(\$5,000)
EMS 100-42-855 (EMS)	Expenses	100-42-855-33350	Travel & Training Expense	(\$1,060)	(\$3,071)	(\$5,000)	(\$7,000)
EMS 100-42-855 (EMS)	Expenses	100-42-855-33351	Vehicle Fuel Costs	(\$27,072)	(\$40,541)	(\$30,000)	(\$45,000)
EMS 100-42-855 (EMS)	Expenses	100-42-855-33360	Motor Pool Expense	(\$121,220)	(\$219,222)	(\$134,339)	(\$279,911)
EMS 100-42-855 (EMS)	Expenses	100-42-855-33600	Utilities	(\$20,464)	(\$25,830)	(\$25,000)	(\$27,000)
EMS 100-42-855 (EMS)	Expenses	100-42-855-53030	Capital Equipment, \$5,000+	\$0	\$0	(\$11,345)	(\$162,668)
Total Revenues				\$2,131,229	\$2,116,410	\$2,589,250	\$2,743,750
Total Expenses				(\$4,393,185)	(\$4,558,454)	(\$4,578,462)	(\$5,112,517)
Net Cost				(\$2,261,957)	(\$2,442,043)	(\$1,989,212)	(\$2,368,767)

Public Safety and Protection

Proposal	Type	Account String	Account Name	FY 2020-21	FY 2021-22	FY 2022-23	FY 2023-24
				Actuals	Actuals	Adopted Budget	Preliminary Budget
IT 100-17-151 (IT Radio)	Revenues	100-17-151-14080	Repeater Tower Rent	\$16,800	\$16,978	\$19,100	\$20,100
IT 100-17-151 (IT Radio)	Revenues	100-17-151-15499	St: Office Of Emergency Servic	\$0	\$0	\$0	\$0
IT 100-17-151 (IT Radio)	Revenues	100-17-151-16951	It Service Contracts	\$19,731	\$12,000	\$0	\$0
IT 100-17-151 (IT Radio)	Revenues	100-17-151-18100	Operating Transfers In	\$0	\$0	\$0	\$0
IT 100-17-151 (IT Radio)	Expenses	100-17-151-21100	Permanent	(\$98,499)	(\$102,818)	(\$108,581)	(\$105,612)
IT 100-17-151 (IT Radio)	Expenses	100-17-151-21103	Education Add-on Pay	\$0	\$0	\$0	\$0
IT 100-17-151 (IT Radio)	Expenses	100-17-151-21104	Bilingual	\$0	\$0	\$0	\$0
IT 100-17-151 (IT Radio)	Expenses	100-17-151-21106	Cash-outs (Vac, SL, Comp)	\$0	\$0	\$0	\$0
IT 100-17-151 (IT Radio)	Expenses	100-17-151-21120	Overtime	(\$46)	\$0	(\$1,500)	(\$1,500)
IT 100-17-151 (IT Radio)	Expenses	100-17-151-21130	Auto Allowance	\$0	\$0	\$0	\$0
IT 100-17-151 (IT Radio)	Expenses	100-17-151-21410	Holiday Pay	\$0	\$0	\$0	\$0
IT 100-17-151 (IT Radio)	Expenses	100-17-151-22100	Other Employee Benefits	(\$14,211)	(\$13,091)	(\$5,725)	\$0
IT 100-17-151 (IT Radio)	Expenses	100-17-151-22101	Medicare	\$0	\$0	\$0	(\$1,466)
IT 100-17-151 (IT Radio)	Expenses	100-17-151-22102	Social Security (FICA)	\$0	\$0	\$0	\$0
IT 100-17-151 (IT Radio)	Expenses	100-17-151-22103	401a Contributions	\$0	\$0	\$0	(\$3,033)
IT 100-17-151 (IT Radio)	Expenses	100-17-151-22105	State Disability	\$0	\$0	\$0	(\$1,213)
IT 100-17-151 (IT Radio)	Expenses	100-17-151-22106	Unemployment	\$0	\$0	\$0	(\$101)
IT 100-17-151 (IT Radio)	Expenses	100-17-151-22109	Cellphone Stipends	\$0	\$0	\$0	(\$900)
IT 100-17-151 (IT Radio)	Expenses	100-17-151-22110	Health (Medical-Dental-Vision)	(\$8,614)	(\$8,352)	(\$9,313)	(\$10,859)
IT 100-17-151 (IT Radio)	Expenses	100-17-151-22120	Pension	(\$26,293)	(\$27,463)	(\$28,700)	(\$29,878)
IT 100-17-151 (IT Radio)	Expenses	100-17-151-22125	PRST Contribution	\$0	\$0	(\$7,459)	(\$7,138)
IT 100-17-151 (IT Radio)	Expenses	100-17-151-30120	Uniform Allowance	\$0	\$0	\$0	\$0
IT 100-17-151 (IT Radio)	Expenses	100-17-151-30280	Telephone/Communications	(\$11,868)	(\$3,594)	(\$11,200)	(\$22,950)
IT 100-17-151 (IT Radio)	Expenses	100-17-151-31200	Equip Maintenance & Repair	(\$29,540)	(\$10,652)	(\$20,000)	(\$20,000)
IT 100-17-151 (IT Radio)	Expenses	100-17-151-31400	Building/Land Maint & Repair	\$0	(\$1,365)	(\$1,500)	(\$1,500)
IT 100-17-151 (IT Radio)	Expenses	100-17-151-32000	Office Expense	(\$612)	(\$1,532)	(\$1,000)	(\$1,000)
IT 100-17-151 (IT Radio)	Expenses	100-17-151-32010	TECHNOLOGY EXPENSES	\$0	\$0	\$0	(\$2,297)
IT 100-17-151 (IT Radio)	Expenses	100-17-151-32020	Technology Expense-Software Licenses	\$0	\$0	\$0	\$0
IT 100-17-151 (IT Radio)	Expenses	100-17-151-32030	Copier Pool	\$0	\$0	\$0	\$0
IT 100-17-151 (IT Radio)	Expenses	100-17-151-32360	Consulting Services	(\$70,674)	(\$38,315)	(\$95,000)	(\$176,500)
IT 100-17-151 (IT Radio)	Expenses	100-17-151-32600	Information Technology Service	\$0	\$0	\$0	\$0
IT 100-17-151 (IT Radio)	Expenses	100-17-151-32860	Rents & Leases - Other	\$0	\$0	\$0	\$0
IT 100-17-151 (IT Radio)	Expenses	100-17-151-32950	Rents & Leases - Real Property	(\$5,737)	(\$9,551)	(\$11,900)	(\$14,500)
IT 100-17-151 (IT Radio)	Expenses	100-17-151-33010	Small Tools & Instruments	(\$622)	(\$2,248)	(\$69,000)	(\$41,000)
IT 100-17-151 (IT Radio)	Expenses	100-17-151-33350	Travel & Training Expense	(\$1,851)	(\$669)	(\$6,000)	(\$6,000)
IT 100-17-151 (IT Radio)	Expenses	100-17-151-33351	Vehicle Fuel Costs	\$0	\$0	\$0	\$0
IT 100-17-151 (IT Radio)	Expenses	100-17-151-33360	Motor Pool Expense	(\$4,593)	(\$1,272)	(\$5,406)	(\$9,500)
IT 100-17-151 (IT Radio)	Expenses	100-17-151-33600	Utilities	(\$17,334)	(\$18,463)	(\$12,000)	(\$20,000)
IT 100-17-151 (IT Radio)	Expenses	100-17-151-53030	Capital Equipment, \$5,000+	\$0	(\$35)	\$0	\$0
IT 100-17-151 (IT Radio)	Expenses	100-17-151-60110	Civic Center Rent	\$0	\$0	\$0	\$0
Total Revenues				\$36,531	\$28,978	\$19,100	\$20,100
Total Expenses				(\$290,495)	(\$239,421)	(\$394,284)	(\$476,948)
Net Cost				(\$253,965)	(\$210,443)	(\$375,184)	(\$456,848)

Public Safety and Protection

Proposal	Type	Account String	Account Name	FY 2020-21	FY 2021-22	FY 2022-23	FY 2023-24
				Actuals	Actuals	Adopted Budget	Preliminary Budget
PR 100-23-520 (Probation)	Revenues	100-23-520-13090	Lab -H & S 11372.5	\$321	\$300	\$200	\$0
PR 100-23-520 (Probation)	Revenues	100-23-520-13100	Drug Prog -H&S 11372.7	\$148	\$100	\$100	\$0
PR 100-23-520 (Probation)	Revenues	100-23-520-13120	Fines, Forfeits & Penalties	\$549	\$1,327	\$750	\$0
PR 100-23-520 (Probation)	Revenues	100-23-520-15160	St: Jcpf	\$0	\$0	\$0	\$0
PR 100-23-520 (Probation)	Revenues	100-23-520-15299	St: Juvenile Justice	\$0	\$0	\$0	\$0
PR 100-23-520 (Probation)	Revenues	100-23-520-15310	St: Pub Safety-Prop 172 Sales	\$114,770	\$133,029	\$132,225	\$155,775
PR 100-23-520 (Probation)	Revenues	100-23-520-15330	St: Restitution 10% Rebate/CARPOS Rebate	\$466	\$606	\$700	\$0
PR 100-23-520 (Probation)	Revenues	100-23-520-15471	St: Stc Training Reimbursement	\$6,673	\$6,864	\$7,800	\$6,952
PR 100-23-520 (Probation)	Revenues	100-23-520-15620	Fed: Probation Iv-E & Iv-Ea	\$0	\$0	\$0	\$0
PR 100-23-520 (Probation)	Revenues	100-23-520-15625	Fed: Drug Court Grant	\$0	\$0	\$0	\$0
PR 100-23-520 (Probation)	Revenues	100-23-520-15819	Fed: Misc Fed Grants	\$2,292	\$0	\$3,500	\$1,500
PR 100-23-520 (Probation)	Revenues	100-23-520-15903	SB 678 PROBATION- SB 678 PERFORMANCE INCENTIV	\$0	\$0	\$0	\$0
PR 100-23-520 (Probation)	Revenues	100-23-520-16385	Probation Gis Monitoring Fee	\$1,320	\$30	\$0	\$0
PR 100-23-520 (Probation)	Revenues	100-23-520-16390	Probation Juvenile Traffic Hea	\$0	\$0	\$0	\$0
PR 100-23-520 (Probation)	Revenues	100-23-520-16402	Probation Fees	\$10,317	\$28,536	\$29,848	\$39,797
PR 100-23-520 (Probation)	Revenues	100-23-520-16420	Step Parent Adoption Rpt Fees	\$0	\$0	\$0	\$0
PR 100-23-520 (Probation)	Revenues	100-23-520-16421	Interstate Fees (Pc 1203.9)	\$0	\$18	\$0	\$0
PR 100-23-520 (Probation)	Revenues	100-23-520-16422	Supervisory Fees (Pc 1000)	\$1,380	\$0	\$0	\$0
PR 100-23-520 (Probation)	Revenues	100-23-520-16430	Dismissal Fees (Pc 1203.4)	\$100	\$0	\$0	\$0
PR 100-23-520 (Probation)	Revenues	100-23-520-18010	Sale Of Surplus Assets	\$1,454	\$100	\$0	\$0
PR 100-23-520 (Probation)	Revenues	100-23-520-18100	Operating Transfers In	\$200,000	\$205,580	\$200,000	\$244,938
PR 100-23-520 (Probation)	Expenses	100-23-520-21100	Permanent	(\$695,046)	(\$662,610)	(\$584,229)	(\$772,062)
PR 100-23-520 (Probation)	Expenses	100-23-520-21103	Education Add-on Pay	\$0	\$0	\$0	(\$18,044)
PR 100-23-520 (Probation)	Expenses	100-23-520-21104	Bilingual	\$0	\$0	\$0	(\$9,000)
PR 100-23-520 (Probation)	Expenses	100-23-520-21106	Cash-outs (Vac, SL, Comp)	\$0	\$0	\$0	(\$5,234)
PR 100-23-520 (Probation)	Expenses	100-23-520-21120	Overtime	(\$6,363)	(\$11,597)	(\$33,818)	(\$31,344)
PR 100-23-520 (Probation)	Expenses	100-23-520-21130	Auto Allowance	\$0	\$0	\$0	\$0
PR 100-23-520 (Probation)	Expenses	100-23-520-21410	Holiday Pay	\$0	\$0	\$0	\$0
PR 100-23-520 (Probation)	Expenses	100-23-520-22100	Other Employee Benefits	(\$72,134)	(\$65,350)	(\$1,000)	\$0
PR 100-23-520 (Probation)	Expenses	100-23-520-22101	Medicare	\$0	\$0	\$0	(\$16,553)
PR 100-23-520 (Probation)	Expenses	100-23-520-22102	Social Security (FICA)	\$0	\$0	\$0	\$0
PR 100-23-520 (Probation)	Expenses	100-23-520-22103	401a Contributions	\$0	\$0	\$0	(\$7,970)
PR 100-23-520 (Probation)	Expenses	100-23-520-22105	State Disability	\$0	\$0	\$0	(\$13,438)
PR 100-23-520 (Probation)	Expenses	100-23-520-22106	Unemployment	\$0	\$0	\$0	(\$1,142)
PR 100-23-520 (Probation)	Expenses	100-23-520-22109	Cellphone Stipends	\$0	\$0	\$0	(\$16,379)
PR 100-23-520 (Probation)	Expenses	100-23-520-22110	Health (Medical-Dental-Vision)	(\$165,183)	(\$156,556)	(\$118,405)	(\$153,727)
PR 100-23-520 (Probation)	Expenses	100-23-520-22120	Pension	(\$477,704)	(\$552,673)	(\$576,874)	(\$648,232)
PR 100-23-520 (Probation)	Expenses	100-23-520-22125	PRST Contribution	\$0	\$0	(\$69,375)	(\$74,710)
PR 100-23-520 (Probation)	Expenses	100-23-520-30120	Uniform Allowance	\$0	\$0	\$0	\$0
PR 100-23-520 (Probation)	Expenses	100-23-520-30122	Uniform/Safety Gear	\$0	\$0	\$0	\$0
PR 100-23-520 (Probation)	Expenses	100-23-520-30280	Telephone/Communications	(\$17,280)	(\$18,064)	(\$22,851)	(\$6,500)
PR 100-23-520 (Probation)	Expenses	100-23-520-30500	Workers' Comp Ins Expense	(\$15,743)	(\$17,106)	(\$17,459)	(\$14,655)
PR 100-23-520 (Probation)	Expenses	100-23-520-30510	Liability Insurance Expense	(\$8,538)	(\$10,689)	(\$11,599)	(\$12,854)
PR 100-23-520 (Probation)	Expenses	100-23-520-31200	Equip Maintenance & Repair	\$0	\$0	\$0	\$0
PR 100-23-520 (Probation)	Expenses	100-23-520-31700	Membership Fees	(\$741)	(\$800)	(\$1,200)	(\$1,500)
PR 100-23-520 (Probation)	Expenses	100-23-520-32000	Office Expense	(\$8,149)	(\$9,343)	(\$10,000)	(\$10,000)
PR 100-23-520 (Probation)	Expenses	100-23-520-32010	TECHNOLOGY EXPENSES	(\$21,285)	(\$20,991)	(\$28,928)	(\$26,642)
PR 100-23-520 (Probation)	Expenses	100-23-520-32020	Technology Expense-Software Licenses	\$0	\$0	(\$5,000)	(\$7,000)
PR 100-23-520 (Probation)	Expenses	100-23-520-32030	Copier Pool	\$0	\$0	(\$4,560)	(\$4,919)
PR 100-23-520 (Probation)	Expenses	100-23-520-32450	Contract Services	\$0	\$0	\$0	\$0
PR 100-23-520 (Probation)	Expenses	100-23-520-32500	Professional & Specialized Ser	(\$7,271)	(\$5,000)	\$0	\$0
PR 100-23-520 (Probation)	Expenses	100-23-520-32950	Rents & Leases - Real Property	\$0	\$0	\$0	\$0
PR 100-23-520 (Probation)	Expenses	100-23-520-33010	Small Tools & Instruments	\$0	\$0	\$0	\$0
PR 100-23-520 (Probation)	Expenses	100-23-520-33120	Special Department Expense	(\$5,321)	(\$2,987)	(\$7,000)	(\$3,000)
PR 100-23-520 (Probation)	Expenses	100-23-520-33350	Travel & Training Expense	(\$13,906)	(\$13,000)	(\$15,000)	(\$15,000)
PR 100-23-520 (Probation)	Expenses	100-23-520-33351	Vehicle Fuel Costs	(\$8,176)	(\$17,542)	(\$15,000)	(\$20,000)
PR 100-23-520 (Probation)	Expenses	100-23-520-33360	Motor Pool Expense	(\$26,091)	(\$44,677)	(\$58,141)	(\$114,943)
PR 100-23-520 (Probation)	Expenses	100-23-520-33602	Civic Center Utilities	(\$8,148)	(\$9,185)	(\$11,600)	(\$10,000)
PR 100-23-520 (Probation)	Expenses	100-23-520-60110	Civic Center Rent	\$0	\$0	(\$148,080)	(\$148,080)
PR 100-23-520 (Probation)	Expenses	100-23-520-70500	Credit Card Clearing Account	\$0	\$0	\$0	\$0
PR 100-23-520 (Probation)	Expenses	100-23-520-72960	A-87 Indirect Costs	\$0	\$0	\$0	\$0
Total Revenues				\$339,790	\$376,490	\$375,123	\$448,962
Total Expenses				(\$1,557,080)	(\$1,618,170)	(\$1,740,118)	(\$2,162,928)
Net Cost				(\$1,217,290)	(\$1,241,680)	(\$1,364,995)	(\$1,713,966)

Public Safety and Protection

Proposal	Type	Account String	Account Name	FY 2020-21	FY 2021-22	FY 2022-23	FY 2023-24
				Actuals	Actuals	Adopted Budget	Preliminary Budget
PR 100-23-500 (Juvenile probation)	Revenues	100-23-500-15160	St: Jcpf	\$0	\$0	\$0	\$0
PR 100-23-500 (Juvenile probation)	Revenues	100-23-500-15299	St: Juvenile Justice	\$4,852	\$0	\$0	\$0
PR 100-23-500 (Juvenile probation)	Revenues	100-23-500-15300	St: Cops	\$0	\$0	\$0	\$0
PR 100-23-500 (Juvenile probation)	Revenues	100-23-500-15620	Fed: Probation Iv-E & Iv-Ea	\$0	\$3,868	\$6,000	\$2,500
PR 100-23-500 (Juvenile probation)	Revenues	100-23-500-15819	Fed: Misc Fed Grants	\$0	\$0	\$0	\$0
PR 100-23-500 (Juvenile probation)	Revenues	100-23-500-16385	Probation Gis Monitoring Fee	\$0	\$0	\$0	\$0
PR 100-23-500 (Juvenile probation)	Revenues	100-23-500-16390	Probation Juvenile Traffic Hea	\$0	\$0	\$0	\$0
PR 100-23-500 (Juvenile probation)	Revenues	100-23-500-16402	Probation Fees	\$0	\$0	\$0	\$0
PR 100-23-500 (Juvenile probation)	Revenues	100-23-500-16440	Juvenile Detention Reimburseme	\$0	\$0	\$0	\$0
PR 100-23-500 (Juvenile probation)	Revenues	100-23-500-17010	Miscellaneous Revenue	\$0	\$0	\$0	\$0
PR 100-23-500 (Juvenile probation)	Revenues	100-23-500-18100	Operating Transfers In	\$0	\$3,000	\$5,000	\$20,000
PR 100-23-500 (Juvenile probation)	Expenses	100-23-500-21100	Permanent	\$0	\$0	\$0	\$0
PR 100-23-500 (Juvenile probation)	Expenses	100-23-500-21120	Overtime	\$0	\$0	\$0	\$0
PR 100-23-500 (Juvenile probation)	Expenses	100-23-500-22100	Other Employee Benefits	\$0	\$0	\$0	\$0
PR 100-23-500 (Juvenile probation)	Expenses	100-23-500-22110	Health (Medical-Dental-Vision)	\$0	\$0	\$0	\$0
PR 100-23-500 (Juvenile probation)	Expenses	100-23-500-30110	Clothing/Personal Supplies	\$0	\$0	\$0	\$0
PR 100-23-500 (Juvenile probation)	Expenses	100-23-500-30280	Telephone/Communications	\$0	\$0	\$0	\$0
PR 100-23-500 (Juvenile probation)	Expenses	100-23-500-30300	Food Expenses	(\$1,116)	(\$1,318)	(\$1,200)	(\$2,500)
PR 100-23-500 (Juvenile probation)	Expenses	100-23-500-30350	Household Expenses	\$0	\$0	\$0	\$0
PR 100-23-500 (Juvenile probation)	Expenses	100-23-500-31200	Equip Maintenance & Repair	\$0	\$0	\$0	\$0
PR 100-23-500 (Juvenile probation)	Expenses	100-23-500-32010	TECHNOLOGY EXPENSES	\$0	\$0	\$0	\$0
PR 100-23-500 (Juvenile probation)	Expenses	100-23-500-32030	Copier Pool	\$0	\$0	\$0	\$0
PR 100-23-500 (Juvenile probation)	Expenses	100-23-500-32260	Medical/Dental Services	\$0	\$0	\$0	\$0
PR 100-23-500 (Juvenile probation)	Expenses	100-23-500-32500	Professional & Specialized Ser	\$0	\$0	\$0	\$0
PR 100-23-500 (Juvenile probation)	Expenses	100-23-500-33120	Special Department Expense	\$0	\$0	\$0	\$0
PR 100-23-500 (Juvenile probation)	Expenses	100-23-500-33350	Travel & Training Expense	\$0	\$0	\$0	\$0
PR 100-23-500 (Juvenile probation)	Expenses	100-23-500-33351	Vehicle Fuel Costs	(\$2,245)	(\$3,817)	(\$4,800)	(\$7,500)
PR 100-23-500 (Juvenile probation)	Expenses	100-23-500-33360	Motor Pool Expense	(\$3,583)	(\$4,000)	(\$5,000)	(\$10,000)
PR 100-23-500 (Juvenile probation)	Expenses	100-23-500-41100	Support & Care Of Persons	\$0	\$0	\$0	\$0
PR 100-23-500 (Juvenile probation)	Expenses	100-23-500-53030	Capital Equipment, \$5,000+	\$0	\$0	\$0	\$0
PR 100-23-500 (Juvenile probation)	Expenses	100-23-500-60110	Civic Center Rent	\$0	\$0	\$0	\$0
PR 100-23-500 (Juvenile probation)	Expenses	100-23-500-72960	A-87 Indirect Costs	\$0	\$0	\$0	\$0
Total Revenues				\$4,852	\$6,868	\$11,000	\$22,500
Total Expenses				(\$6,944)	(\$9,136)	(\$11,000)	(\$20,000)
Net Cost				(\$2,093)	(\$2,268)	\$0	\$2,500

Public Safety and Protection

Proposal	Type	Account String	Account Name	FY 2020-21	FY 2021-22	FY 2022-23	FY 2023-24
				Actuals	Actuals	Adopted Budget	Preliminary Budget
SH 100-22-440 (Sheriff)	Revenues	100-22-440-15300	St: Cops	\$156,699	\$161,162	\$150,000	\$165,000
SH 100-22-440 (Sheriff)	Revenues	100-22-440-15310	St: Pub Safety-Prop 172 Sales	\$860,778	\$997,716	\$991,687	\$1,168,313
SH 100-22-440 (Sheriff)	Revenues	100-22-440-15330	St: Restitution 10% Rebate/CARPOS Rebate	\$243	\$145	\$150	\$150
SH 100-22-440 (Sheriff)	Revenues	100-22-440-15350	St: Rural Law Enforce Asst (Ab	\$500,000	\$500,000	\$500,000	\$500,000
SH 100-22-440 (Sheriff)	Revenues	100-22-440-15410	St: Off-Hwy Vehicle Grant	\$0	\$0	\$0	\$0
SH 100-22-440 (Sheriff)	Revenues	100-22-440-15470	St: Sheriff Post Reimbursement	\$44,164	\$34,610	\$30,000	\$30,000
SH 100-22-440 (Sheriff)	Revenues	100-22-440-15819	Fed: Misc Fed Grants	\$7,016	\$73	\$5,000	\$5,000
SH 100-22-440 (Sheriff)	Revenues	100-22-440-15900	Oth: Other Govt Agencies	\$0	\$0	\$0	\$0
SH 100-22-440 (Sheriff)	Revenues	100-22-440-16120	Civil Process Service	\$464	\$4,474	\$5,000	\$5,000
SH 100-22-440 (Sheriff)	Revenues	100-22-440-16140	Concealed Weapons Permit Fees	\$2,781	\$2,560	\$2,000	\$3,500
SH 100-22-440 (Sheriff)	Revenues	100-22-440-16199	Charges for Services - Interfund Transfers	\$0	\$0	\$0	\$0
SH 100-22-440 (Sheriff)	Revenues	100-22-440-16230	Law Enforcement Services	\$0	\$0	\$0	\$0
SH 100-22-440 (Sheriff)	Revenues	100-22-440-16231	Law Enforce Fed Land Services	\$22,000	\$21,438	\$21,800	\$22,000
SH 100-22-440 (Sheriff)	Revenues	100-22-440-17010	Miscellaneous Revenue	\$6,080	\$3,409	\$3,000	\$3,500
SH 100-22-440 (Sheriff)	Revenues	100-22-440-17012	Property-Evidence Auction Proceeds	\$2,093	\$8,498	\$2,000	\$2,000
SH 100-22-440 (Sheriff)	Revenues	100-22-440-17120	Miscellaneous Reimbursements	\$25	\$0	\$0	\$0
SH 100-22-440 (Sheriff)	Revenues	100-22-440-17300	Restitution	\$0	\$20	\$0	\$0
SH 100-22-440 (Sheriff)	Revenues	100-22-440-18100	Operating Transfers In	\$0	\$0	\$0	\$0
SH 100-22-440 (Sheriff)	Expenses	100-22-440-21100	Permanent	(\$2,346,352)	(\$2,399,602)	(\$2,678,221)	(\$2,761,256)
SH 100-22-440 (Sheriff)	Expenses	100-22-440-21103	Education Add-on Pay	\$0	\$0	\$0	(\$225,723)
SH 100-22-440 (Sheriff)	Expenses	100-22-440-21104	Bilingual	\$0	\$0	\$0	(\$13,776)
SH 100-22-440 (Sheriff)	Expenses	100-22-440-21106	Cash-outs (Vac, SL, Comp)	\$0	\$0	\$0	(\$50,000)
SH 100-22-440 (Sheriff)	Expenses	100-22-440-21120	Overtime	(\$530,200)	(\$491,426)	(\$400,000)	(\$400,000)
SH 100-22-440 (Sheriff)	Expenses	100-22-440-21130	Auto Allowance	\$0	\$0	\$0	\$0
SH 100-22-440 (Sheriff)	Expenses	100-22-440-21410	Holiday Pay	(\$104,094)	(\$108,900)	(\$137,236)	(\$152,185)
SH 100-22-440 (Sheriff)	Expenses	100-22-440-22100	Other Employee Benefits	(\$370,692)	(\$348,197)	(\$141,986)	\$0
SH 100-22-440 (Sheriff)	Expenses	100-22-440-22101	Medicare	\$0	\$0	\$0	(\$45,718)
SH 100-22-440 (Sheriff)	Expenses	100-22-440-22102	Social Security (FICA)	\$0	\$0	\$0	\$0
SH 100-22-440 (Sheriff)	Expenses	100-22-440-22103	401a Contributions	\$0	\$0	\$0	(\$74,249)
SH 100-22-440 (Sheriff)	Expenses	100-22-440-22105	State Disability	\$0	\$0	\$0	(\$35,321)
SH 100-22-440 (Sheriff)	Expenses	100-22-440-22106	Unemployment	\$0	\$0	\$0	(\$3,153)
SH 100-22-440 (Sheriff)	Expenses	100-22-440-22109	Cellphone Stipends	\$0	\$0	\$0	\$0
SH 100-22-440 (Sheriff)	Expenses	100-22-440-22110	Health (Medical-Dental-Vision)	(\$429,403)	(\$460,551)	(\$494,776)	(\$529,480)
SH 100-22-440 (Sheriff)	Expenses	100-22-440-22120	Pension	(\$971,327)	(\$998,541)	(\$1,287,092)	(\$1,421,575)
SH 100-22-440 (Sheriff)	Expenses	100-22-440-22125	PRST Contribution	\$0	\$0	(\$184,570)	(\$188,041)
SH 100-22-440 (Sheriff)	Expenses	100-22-440-30120	Uniform Allowance	(\$1,630)	(\$729)	(\$3,600)	(\$2,400)
SH 100-22-440 (Sheriff)	Expenses	100-22-440-30121	Special Uniform Supplies	(\$13,926)	(\$31,122)	(\$46,800)	(\$46,800)
SH 100-22-440 (Sheriff)	Expenses	100-22-440-30280	Telephone/Communications	(\$73,757)	(\$56,548)	(\$69,519)	(\$71,862)
SH 100-22-440 (Sheriff)	Expenses	100-22-440-30500	Workers' Comp Ins Expense	(\$562,490)	(\$608,291)	(\$614,750)	(\$566,882)
SH 100-22-440 (Sheriff)	Expenses	100-22-440-30510	Liability Insurance Expense	(\$188,379)	(\$196,424)	(\$184,100)	(\$196,667)
SH 100-22-440 (Sheriff)	Expenses	100-22-440-31200	Equip Maintenance & Repair	(\$15,340)	(\$14,783)	(\$35,280)	(\$21,680)
SH 100-22-440 (Sheriff)	Expenses	100-22-440-31400	Building/Land Maint & Repair	\$0	(\$85)	(\$1,000)	(\$1,000)
SH 100-22-440 (Sheriff)	Expenses	100-22-440-31700	Membership Fees	(\$4,681)	(\$4,532)	(\$6,000)	(\$6,000)
SH 100-22-440 (Sheriff)	Expenses	100-22-440-32000	Office Expense	(\$19,350)	(\$19,400)	(\$23,150)	(\$20,000)
SH 100-22-440 (Sheriff)	Expenses	100-22-440-32010	TECHNOLOGY EXPENSES	(\$25,282)	(\$51,025)	(\$71,191)	(\$136,130)
SH 100-22-440 (Sheriff)	Expenses	100-22-440-32020	Technology Expense-Software Licenses	(\$61,330)	(\$70,972)	(\$88,645)	(\$127,993)
SH 100-22-440 (Sheriff)	Expenses	100-22-440-32030	Copier Pool	\$0	\$0	(\$3,734)	(\$4,186)
SH 100-22-440 (Sheriff)	Expenses	100-22-440-32450	Contract Services	\$0	\$0	\$0	\$0
SH 100-22-440 (Sheriff)	Expenses	100-22-440-32500	Professional & Specialized Ser	(\$66,133)	(\$75,175)	(\$98,600)	(\$118,500)
SH 100-22-440 (Sheriff)	Expenses	100-22-440-32800	Publications & Legal Notices	\$0	(\$1,645)	(\$1,600)	(\$1,600)
SH 100-22-440 (Sheriff)	Expenses	100-22-440-32950	Rents & Leases - Real Property	\$0	\$0	\$0	\$0
SH 100-22-440 (Sheriff)	Expenses	100-22-440-33120	Special Department Expense	(\$9,967)	(\$4,165)	(\$4,550)	(\$9,050)
SH 100-22-440 (Sheriff)	Expenses	100-22-440-33130	Spec Dept Expense-Ammunition	(\$12,763)	(\$24,516)	(\$24,530)	(\$27,330)
SH 100-22-440 (Sheriff)	Expenses	100-22-440-33132	Spec Dept- Dare Program	(\$1,024)	(\$1,001)	(\$1,000)	(\$1,000)
SH 100-22-440 (Sheriff)	Expenses	100-22-440-33138	Spec. Dept. - Investigations	\$0	\$0	(\$28,542)	(\$19,262)
SH 100-22-440 (Sheriff)	Expenses	100-22-440-33350	Travel & Training Expense	(\$53,062)	(\$84,336)	(\$115,800)	(\$154,000)
SH 100-22-440 (Sheriff)	Expenses	100-22-440-33351	Vehicle Fuel Costs	(\$166,717)	(\$238,846)	(\$175,000)	(\$247,000)
SH 100-22-440 (Sheriff)	Expenses	100-22-440-33360	Motor Pool Expense	(\$504,209)	(\$519,331)	(\$680,695)	(\$745,843)
SH 100-22-440 (Sheriff)	Expenses	100-22-440-33600	Utilities	(\$72,648)	(\$86,422)	(\$50,000)	(\$50,000)

Public Safety and Protection

SH 100-22-440 (Sheriff)	Expenses	100-22-440-53030	Capital Equipment, \$5,000+	\$0	(\$29,920)	\$0	(\$55,600)
SH 100-22-440 (Sheriff)	Expenses	100-22-440-60110	Civic Center Rent	\$0	\$0	\$0	\$0
SH 100-22-440 (Sheriff)	Expenses	100-22-440-70500	Credit Card Clearing Account	\$67	\$0	\$0	\$0
SH 100-22-440 (Sheriff)	Expenses	100-22-440-72960	A-87 Indirect Costs	\$0	\$0	\$0	\$0
Total Revenues				\$1,602,342	\$1,734,104	\$1,710,637	\$1,904,463
Total Expenses				(\$6,604,687)	(\$6,926,485)	(\$7,651,968)	(\$8,531,261)
Net Cost				(\$5,002,345)	(\$5,192,381)	(\$5,941,331)	(\$6,626,798)

Public Safety and Protection

Proposal	Type	Account String	Account Name	FY 2020-21	FY 2021-22	FY 2022-23	FY 2023-24
				Actuals	Actuals	Adopted Budget	Preliminary Budget
SH 100-23-460 (Jail)	Revenues	100-23-460-15300	St: Cops	\$5,895	\$6,127	\$5,500	\$5,500
SH 100-23-460 (Jail)	Revenues	100-23-460-15471	St: Stc Training Reimbursement	\$10,727	\$12,168	\$12,168	\$12,008
SH 100-23-460 (Jail)	Revenues	100-23-460-15498	St: Misc State Revenue	\$99,713	\$0	\$0	\$0
SH 100-23-460 (Jail)	Revenues	100-23-460-15804	Fed: Scaap Grant - State Crimi	\$0	\$0	\$0	\$0
SH 100-23-460 (Jail)	Revenues	100-23-460-15900	Oth: Other Govt Agencies	\$0	\$0	\$0	\$200,000
SH 100-23-460 (Jail)	Revenues	100-23-460-16230	Law Enforcement Services	\$405,510	\$400,040	\$438,088	\$471,202
SH 100-23-460 (Jail)	Revenues	100-23-460-16750	Jail Provided Meals	\$0	\$0	\$0	\$0
SH 100-23-460 (Jail)	Revenues	100-23-460-16760	Inmate-Initiated Medical Visit Fee (\$3 PC 4011.1)	\$0	\$0	\$0	\$0
SH 100-23-460 (Jail)	Revenues	100-23-460-18100	Operating Transfers In	\$0	\$4,173	\$0	\$0
SH 100-23-460 (Jail)	Expenses	100-23-460-21100	Permanent	(\$1,031,360)	(\$1,061,145)	(\$1,372,834)	(\$1,572,781)
SH 100-23-460 (Jail)	Expenses	100-23-460-21103	Education Add-on Pay	\$0	\$0	\$0	(\$41,344)
SH 100-23-460 (Jail)	Expenses	100-23-460-21104	Bilingual	\$0	\$0	\$0	(\$17,341)
SH 100-23-460 (Jail)	Expenses	100-23-460-21106	Cash-outs (Vac, SL, Comp)	\$0	\$0	\$0	(\$50,000)
SH 100-23-460 (Jail)	Expenses	100-23-460-21120	Overtime	(\$297,854)	(\$316,651)	(\$350,000)	(\$300,000)
SH 100-23-460 (Jail)	Expenses	100-23-460-21130	Auto Allowance	\$0	\$0	\$0	\$0
SH 100-23-460 (Jail)	Expenses	100-23-460-21410	Holiday Pay	(\$69,120)	(\$69,471)	(\$87,237)	(\$103,981)
SH 100-23-460 (Jail)	Expenses	100-23-460-22100	Other Employee Benefits	(\$119,069)	(\$109,770)	(\$57,375)	\$0
SH 100-23-460 (Jail)	Expenses	100-23-460-22101	Medicare	\$0	\$0	\$0	(\$25,164)
SH 100-23-460 (Jail)	Expenses	100-23-460-22102	Social Security (FICA)	\$0	\$0	\$0	\$0
SH 100-23-460 (Jail)	Expenses	100-23-460-22103	401a Contributions	\$0	\$0	\$0	(\$20,474)
SH 100-23-460 (Jail)	Expenses	100-23-460-22105	State Disability	\$0	\$0	\$0	(\$20,532)
SH 100-23-460 (Jail)	Expenses	100-23-460-22106	Unemployment	\$0	\$0	\$0	(\$1,735)
SH 100-23-460 (Jail)	Expenses	100-23-460-22109	Cellphone Stipends	\$0	\$0	\$0	(\$300)
SH 100-23-460 (Jail)	Expenses	100-23-460-22110	Health (Medical-Dental-Vision)	(\$326,052)	(\$334,180)	(\$430,523)	(\$393,728)
SH 100-23-460 (Jail)	Expenses	100-23-460-22120	Pension	(\$395,513)	(\$483,086)	(\$449,706)	(\$470,902)
SH 100-23-460 (Jail)	Expenses	100-23-460-22125	PRST Contribution	\$0	\$0	(\$100,062)	(\$108,426)
SH 100-23-460 (Jail)	Expenses	100-23-460-30110	Clothing/Personal Supplies	(\$2,694)	(\$3,567)	(\$5,000)	(\$5,000)
SH 100-23-460 (Jail)	Expenses	100-23-460-30120	Uniform Allowance	(\$11,796)	(\$12,753)	(\$17,000)	(\$17,000)
SH 100-23-460 (Jail)	Expenses	100-23-460-30122	Uniform/Safety Gear	(\$2,190)	(\$5,711)	(\$9,000)	(\$9,000)
SH 100-23-460 (Jail)	Expenses	100-23-460-30280	Telephone/Communications	(\$294)	(\$299)	(\$300)	\$0
SH 100-23-460 (Jail)	Expenses	100-23-460-30286	Telephone/Communications-Inmate Welfare	\$0	\$0	\$0	\$0
SH 100-23-460 (Jail)	Expenses	100-23-460-30300	Food Expenses	(\$145,415)	(\$151,739)	(\$194,200)	(\$194,200)
SH 100-23-460 (Jail)	Expenses	100-23-460-30350	Household Expenses	(\$9,087)	(\$7,459)	(\$6,000)	(\$6,000)
SH 100-23-460 (Jail)	Expenses	100-23-460-30500	Workers' Comp Ins Expense	(\$82,790)	(\$42,637)	(\$33,723)	(\$56,567)
SH 100-23-460 (Jail)	Expenses	100-23-460-30510	Liability Insurance Expense	(\$21,094)	(\$19,379)	(\$20,575)	(\$87,852)
SH 100-23-460 (Jail)	Expenses	100-23-460-31200	Equip Maintenance & Repair	(\$21,947)	(\$20,978)	(\$50,500)	(\$19,500)
SH 100-23-460 (Jail)	Expenses	100-23-460-31400	Building/Land Maint & Repair	(\$174)	(\$127)	(\$1,000)	(\$1,000)
SH 100-23-460 (Jail)	Expenses	100-23-460-31406	Building/Land Maint & Repair-Inmate Welfare	\$0	\$0	\$0	\$0
SH 100-23-460 (Jail)	Expenses	100-23-460-31530	Medical/Dental & Lab Supplies	(\$73,511)	(\$30,077)	(\$100,000)	(\$100,000)
SH 100-23-460 (Jail)	Expenses	100-23-460-31700	Membership Fees	\$0	(\$479)	(\$800)	(\$800)
SH 100-23-460 (Jail)	Expenses	100-23-460-32000	Office Expense	(\$8,596)	(\$11,225)	(\$20,000)	(\$15,000)
SH 100-23-460 (Jail)	Expenses	100-23-460-32010	TECHNOLOGY EXPENSES	(\$28,253)	(\$36,238)	(\$43,474)	(\$60,003)
SH 100-23-460 (Jail)	Expenses	100-23-460-32020	Technology Expense-Software Licenses	(\$2,703)	\$0	(\$3,700)	(\$3,700)
SH 100-23-460 (Jail)	Expenses	100-23-460-32030	Copier Pool	\$0	\$0	(\$2,900)	(\$4,406)
SH 100-23-460 (Jail)	Expenses	100-23-460-32500	Professional & Specialized Ser	(\$26,514)	(\$2,015)	(\$6,100)	(\$6,100)
SH 100-23-460 (Jail)	Expenses	100-23-460-32501	Inmate Transportation Services	\$0	\$0	\$0	\$0
SH 100-23-460 (Jail)	Expenses	100-23-460-32502	Critical Incident Stress Servi	\$0	\$0	\$0	\$0
SH 100-23-460 (Jail)	Expenses	100-23-460-32800	Publications & Legal Notices	\$0	\$0	\$0	\$0
SH 100-23-460 (Jail)	Expenses	100-23-460-33010	Small Tools & Instruments	\$0	\$0	\$0	\$0
SH 100-23-460 (Jail)	Expenses	100-23-460-33120	Special Department Expense	(\$3,933)	(\$1,600)	(\$2,600)	(\$2,600)
SH 100-23-460 (Jail)	Expenses	100-23-460-33130	Spec Dept Expense-Ammunition	\$0	(\$4,596)	(\$4,680)	(\$4,680)
SH 100-23-460 (Jail)	Expenses	100-23-460-33350	Travel & Training Expense	(\$55,861)	(\$33,466)	(\$81,100)	(\$112,000)
SH 100-23-460 (Jail)	Expenses	100-23-460-33351	Vehicle Fuel Costs	(\$101)	\$0	(\$25,000)	(\$25,000)
SH 100-23-460 (Jail)	Expenses	100-23-460-33360	Motor Pool Expense	\$0	\$0	(\$20,355)	(\$37,483)
SH 100-23-460 (Jail)	Expenses	100-23-460-33400	Inmate Travel	\$0	\$0	\$0	\$0
SH 100-23-460 (Jail)	Expenses	100-23-460-33600	Utilities	\$0	\$0	(\$54,000)	(\$83,440)
SH 100-23-460 (Jail)	Expenses	100-23-460-52011	Buildings & Improvements	\$0	\$0	\$0	\$0
SH 100-23-460 (Jail)	Expenses	100-23-460-53030	Capital Equipment, \$5,000+	\$0	\$0	\$0	\$0
SH 100-23-460 (Jail)	Expenses	100-23-460-60110	Civic Center Rent	\$0	\$0	\$0	\$0
SH 100-23-460 (Jail)	Expenses	100-23-460-70500	Credit Card Clearing Account	\$0	\$0	\$0	\$0

Public Safety and Protection

SH 100-23-460 (Jail)	Expenses	100-23-460-72960	A-87 Indirect Costs	\$0	\$0	\$0	\$0	
				Total Revenues	\$521,845	\$422,508	\$455,756	\$688,710
				Total Expenses	(\$2,735,921)	(\$2,758,648)	(\$3,549,743)	(\$3,978,039)
				Net Cost	(\$2,214,076)	(\$2,336,140)	(\$3,093,987)	(\$3,289,329)

Public Safety and Protection

Proposal	Type	Account String	Account Name	FY 2020-21	FY 2021-22	FY 2022-23	FY 2023-24
				Actuals	Actuals	Adopted Budget	Preliminary Budget
SH 100-22-455 (Court Security)	Revenues	100-22-455-18100	Operating Transfers In	\$548,181	\$584,117	\$779,291	\$776,679
SH 100-22-455 (Court Security)	Expenses	100-22-455-21100	Permanent	(\$320,995)	(\$339,232)	(\$436,466)	(\$422,555)
SH 100-22-455 (Court Security)	Expenses	100-22-455-21103	Education Add-on Pay	\$0	\$0	\$0	(\$15,545)
SH 100-22-455 (Court Security)	Expenses	100-22-455-21104	Bilingual	\$0	\$0	\$0	\$0
SH 100-22-455 (Court Security)	Expenses	100-22-455-21106	Cash-outs (Vac, SL, Comp)	\$0	\$0	\$0	\$0
SH 100-22-455 (Court Security)	Expenses	100-22-455-21120	Overtime	(\$1,325)	(\$41,998)	(\$42,000)	(\$21,000)
SH 100-22-455 (Court Security)	Expenses	100-22-455-21130	Auto Allowance	\$0	\$0	\$0	\$0
SH 100-22-455 (Court Security)	Expenses	100-22-455-21410	Holiday Pay	(\$6,686)	(\$6,700)	(\$7,605)	(\$7,757)
SH 100-22-455 (Court Security)	Expenses	100-22-455-22100	Other Employee Benefits	(\$30,635)	(\$29,379)	(\$17,388)	\$0
SH 100-22-455 (Court Security)	Expenses	100-22-455-22101	Medicare	\$0	\$0	\$0	(\$6,465)
SH 100-22-455 (Court Security)	Expenses	100-22-455-22102	Social Security (FICA)	\$0	\$0	\$0	(\$4,910)
SH 100-22-455 (Court Security)	Expenses	100-22-455-22103	401a Contributions	\$0	\$0	\$0	(\$303)
SH 100-22-455 (Court Security)	Expenses	100-22-455-22105	State Disability	\$0	\$0	\$0	(\$5,174)
SH 100-22-455 (Court Security)	Expenses	100-22-455-22106	Unemployment	\$0	\$0	\$0	(\$446)
SH 100-22-455 (Court Security)	Expenses	100-22-455-22109	Cellphone Stipends	\$0	\$0	\$0	\$0
SH 100-22-455 (Court Security)	Expenses	100-22-455-22110	Health (Medical-Dental-Vision)	(\$20,471)	(\$39,467)	(\$38,323)	(\$38,991)
SH 100-22-455 (Court Security)	Expenses	100-22-455-22120	Pension	(\$81,152)	(\$83,829)	(\$111,537)	(\$115,895)
SH 100-22-455 (Court Security)	Expenses	100-22-455-22125	PRST Contribution	\$0	\$0	(\$32,034)	(\$29,714)
SH 100-22-455 (Court Security)	Expenses	100-22-455-30120	Uniform Allowance	(\$1,137)	(\$1,102)	(\$2,000)	(\$2,000)
SH 100-22-455 (Court Security)	Expenses	100-22-455-30280	Telephone/Communications	\$0	\$0	\$0	\$0
SH 100-22-455 (Court Security)	Expenses	100-22-455-30500	Workers' Comp Ins Expense	(\$6,240)	(\$7,580)	(\$6,020)	(\$10,781)
SH 100-22-455 (Court Security)	Expenses	100-22-455-30510	Liability Insurance Expense	(\$3,113)	(\$3,379)	(\$2,438)	(\$6,398)
SH 100-22-455 (Court Security)	Expenses	100-22-455-31200	Equip Maintenance & Repair	(\$4,198)	\$0	(\$21,000)	(\$9,000)
SH 100-22-455 (Court Security)	Expenses	100-22-455-32010	TECHNOLOGY EXPENSES	(\$46,213)	(\$11,043)	(\$20,796)	(\$22,000)
SH 100-22-455 (Court Security)	Expenses	100-22-455-32030	Copier Pool	\$0	\$0	\$0	\$0
SH 100-22-455 (Court Security)	Expenses	100-22-455-32500	Professional & Specialized Ser	\$0	\$0	(\$550)	\$0
SH 100-22-455 (Court Security)	Expenses	100-22-455-32800	Publications & Legal Notices	\$0	\$0	\$0	\$0
SH 100-22-455 (Court Security)	Expenses	100-22-455-33120	Special Department Expense	(\$154)	\$0	(\$500)	\$0
SH 100-22-455 (Court Security)	Expenses	100-22-455-33350	Travel & Training Expense	(\$11,777)	(\$6,219)	(\$13,100)	(\$25,000)
SH 100-22-455 (Court Security)	Expenses	100-22-455-33351	Vehicle Fuel Costs	(\$3,209)	(\$4,567)	(\$4,000)	(\$5,000)
SH 100-22-455 (Court Security)	Expenses	100-22-455-33360	Motor Pool Expense	(\$10,885)	(\$9,622)	(\$12,000)	(\$16,237)
SH 100-22-455 (Court Security)	Expenses	100-22-455-53030	Capital Equipment, \$5,000+	\$0	\$0	\$0	\$0
SH 100-22-455 (Court Security)	Expenses	100-22-455-72960	A-87 Indirect Costs	\$0	\$0	\$0	\$0
Total Revenues				\$548,181	\$584,117	\$779,291	\$776,679
Total Expenses				(\$548,189)	(\$584,117)	(\$767,757)	(\$765,172)
Net Cost				(\$8)	\$0	\$11,534	\$11,507

Public Safety and Protection

Proposal	Type	Account String	Account Name	FY 2020-21	FY 2021-22	FY 2022-23	FY 2023-24
				Actuals	Actuals	Adopted Budget	Preliminary Budget
SH 100-22-445 (Boating Law Enforcement)	Revenues	100-22-445-15420	St: Boat Safety	\$197,296	\$132,315	\$131,065	\$131,065
SH 100-22-445 (Boating Law Enforcement)	Revenues	100-22-445-15421	St: Boat Grant	\$0	\$0	\$0	\$0
SH 100-22-445 (Boating Law Enforcement)	Revenues	100-22-445-15801	Ca Dept Of Boating & Waterways	\$0	\$0	\$109,850	\$109,850
SH 100-22-445 (Boating Law Enforcement)	Expenses	100-22-445-21100	Permanent	(\$51,979)	(\$54,969)	(\$27,809)	(\$40,000)
SH 100-22-445 (Boating Law Enforcement)	Expenses	100-22-445-21120	Overtime	(\$24,535)	(\$28,298)	(\$60,350)	(\$44,919)
SH 100-22-445 (Boating Law Enforcement)	Expenses	100-22-445-21410	Holiday Pay	(\$3,195)	(\$3,395)	(\$1,724)	(\$4,000)
SH 100-22-445 (Boating Law Enforcement)	Expenses	100-22-445-22100	Other Employee Benefits	(\$6,461)	(\$5,561)	(\$2,824)	(\$2,824)
SH 100-22-445 (Boating Law Enforcement)	Expenses	100-22-445-22110	Health (Medical-Dental-Vision)	(\$15,536)	(\$12,126)	(\$6,712)	(\$10,000)
SH 100-22-445 (Boating Law Enforcement)	Expenses	100-22-445-22120	Pension	(\$11,043)	(\$11,151)	(\$6,111)	(\$10,000)
SH 100-22-445 (Boating Law Enforcement)	Expenses	100-22-445-30120	Uniform Allowance	\$0	\$0	\$0	\$0
SH 100-22-445 (Boating Law Enforcement)	Expenses	100-22-445-30280	Telephone/Communications	\$0	\$0	\$0	\$0
SH 100-22-445 (Boating Law Enforcement)	Expenses	100-22-445-30500	Workers' Comp Ins Expense	(\$1,248)	\$0	(\$1,309)	(\$1,309)
SH 100-22-445 (Boating Law Enforcement)	Expenses	100-22-445-30510	Liability Insurance Expense	(\$1,215)	(\$604)	(\$1,113)	(\$1,113)
SH 100-22-445 (Boating Law Enforcement)	Expenses	100-22-445-31200	Equip Maintenance & Repair	\$0	(\$65)	(\$1,000)	(\$1,000)
SH 100-22-445 (Boating Law Enforcement)	Expenses	100-22-445-32000	Office Expense	\$0	\$0	(\$214)	\$0
SH 100-22-445 (Boating Law Enforcement)	Expenses	100-22-445-32010	TECHNOLOGY EXPENSES	\$0	\$0	\$0	\$0
SH 100-22-445 (Boating Law Enforcement)	Expenses	100-22-445-32030	Copier Pool	\$0	\$0	\$0	\$0
SH 100-22-445 (Boating Law Enforcement)	Expenses	100-22-445-32500	Professional & Specialized Ser	\$0	\$0	\$0	\$0
SH 100-22-445 (Boating Law Enforcement)	Expenses	100-22-445-32860	Rents & Leases - Other	(\$5,400)	(\$5,400)	(\$5,400)	(\$5,400)
SH 100-22-445 (Boating Law Enforcement)	Expenses	100-22-445-33120	Special Department Expense	\$0	\$0	\$0	\$0
SH 100-22-445 (Boating Law Enforcement)	Expenses	100-22-445-33350	Travel & Training Expense	\$0	\$0	(\$8,000)	(\$2,000)
SH 100-22-445 (Boating Law Enforcement)	Expenses	100-22-445-33351	Vehicle Fuel Costs	(\$3,056)	(\$2,959)	(\$2,500)	(\$2,500)
SH 100-22-445 (Boating Law Enforcement)	Expenses	100-22-445-33352	Boat Fuel Costs	(\$176)	\$0	(\$1,500)	(\$1,500)
SH 100-22-445 (Boating Law Enforcement)	Expenses	100-22-445-33360	Motor Pool Expense	(\$6,070)	(\$4,257)	(\$4,000)	(\$4,000)
SH 100-22-445 (Boating Law Enforcement)	Expenses	100-22-445-33600	Utilities	(\$203)	(\$210)	(\$500)	(\$500)
SH 100-22-445 (Boating Law Enforcement)	Expenses	100-22-445-53030	Capital Equipment, \$5,000+	\$0	\$0	(\$109,850)	(\$109,850)
SH 100-22-445 (Boating Law Enforcement)	Expenses	100-22-445-72960	A-87 Indirect Costs	\$0	\$0	\$0	\$0
Total Revenues				\$197,296	\$132,315	\$240,915	\$240,915
Total Expenses				(\$130,118)	(\$128,994)	(\$240,915)	(\$240,915)
Net Cost				\$67,178	\$3,321	(\$0)	\$0

Public Safety and Protection

Proposal	Type	Account String	Account Name	FY 2020-21	FY 2021-22	FY 2022-23	FY 2023-24
				Actuals	Actuals	Adopted Budget	Preliminary Budget
SH 100-27-450 (Search and Rescue)	Revenues	100-27-450-16260	Sar Recovery Fees	\$0	\$0	\$0	\$0
SH 100-27-450 (Search and Rescue)	Revenues	100-27-450-17020	Prior Year Revenue	\$0	\$0	\$0	\$0
SH 100-27-450 (Search and Rescue)	Revenues	100-27-450-17050	Donations & Contributions	\$0	\$0	\$0	\$0
SH 100-27-450 (Search and Rescue)	Expenses	100-27-450-30280	Telephone/Communications	(\$5,443)	(\$5,513)	(\$6,000)	(\$6,000)
SH 100-27-450 (Search and Rescue)	Expenses	100-27-450-30300	Food Expenses	(\$1,199)	(\$1,602)	(\$3,475)	(\$3,500)
SH 100-27-450 (Search and Rescue)	Expenses	100-27-450-31200	Equip Maintenance & Repair	(\$4,193)	(\$2,022)	(\$4,000)	(\$4,000)
SH 100-27-450 (Search and Rescue)	Expenses	100-27-450-31400	Building/Land Maint & Repair	\$0	\$0	\$0	\$0
SH 100-27-450 (Search and Rescue)	Expenses	100-27-450-32950	Rents & Leases - Real Property	\$0	\$0	\$0	\$0
SH 100-27-450 (Search and Rescue)	Expenses	100-27-450-33120	Special Department Expense	(\$1,975)	(\$2,258)	(\$3,000)	(\$3,000)
SH 100-27-450 (Search and Rescue)	Expenses	100-27-450-33350	Travel & Training Expense	(\$1,080)	(\$9,838)	(\$10,000)	(\$9,832)
SH 100-27-450 (Search and Rescue)	Expenses	100-27-450-33351	Vehicle Fuel Costs	(\$2,128)	(\$1,744)	(\$5,157)	(\$8,000)
SH 100-27-450 (Search and Rescue)	Expenses	100-27-450-33360	Motor Pool Expense	(\$3,889)	(\$4,499)	(\$7,700)	(\$5,000)
SH 100-27-450 (Search and Rescue)	Expenses	100-27-450-53030	Capital Equipment, \$5,000+	\$0	\$0	\$0	\$0
SH 100-27-450 (Search and Rescue)	Expenses	100-27-450-72960	A-87 Indirect Costs	\$0	\$0	\$0	\$0
Total Revenues				\$0	\$0	\$0	\$0
Total Expenses				(\$19,908)	(\$27,476)	(\$39,332)	(\$39,332)
Net Cost				(\$19,908)	(\$27,476)	(\$39,332)	(\$39,332)

Public Safety and Protection

Proposal	Type	Account String	Account Name	FY 2020-21	FY 2021-22	FY 2022-23	FY 2023-24
				Actuals	Actuals	Adopted Budget	Preliminary Budget
AN 726-27-000 (Spray Neuter/Animal Welfare)	Revenues	726-27-000-17010	Miscellaneous Revenue	\$0	\$1,170	\$0	\$1,000
AN 726-27-000 (Spray Neuter/Animal Welfare)	Expenses	726-27-000-20010	Expenditures	\$0	(\$2,987)	(\$2,000)	(\$2,000)
Total Revenues				\$0	\$1,170	\$0	\$1,000
Total Expenses				\$0	(\$2,987)	(\$2,000)	(\$2,000)
Net Cost				\$0	(\$1,817)	(\$2,000)	(\$1,000)

Public Safety and Protection

Proposal	Type	Account String	Account Name	FY 2020-21 Actuals	FY 2021-22 Actuals	FY 2022-23 Adopted Budget	FY 2023-24 Preliminary Budget
CA 142-22-440 (Homeland Security OES) OEM	Revenues	142-22-440-15015	Homeland Security Grant	\$88,712	\$89,221	\$265,450	\$0
CA 142-22-440 (Homeland Security OES) OEM	Expenses	142-22-440-20010	Expenditures	(\$93,708)	\$2,240	(\$265,450)	\$0
Total Revenues				\$88,712	\$89,221	\$265,450	\$0
Total Expenses				(\$93,708)	\$2,240	(\$265,450)	\$0
Net Cost				(\$4,996)	\$91,461	\$0	\$0

Public Safety and Protection

Proposal	Type	Account String	Account Name	FY 2020-21	FY 2021-22	FY 2022-23	FY 2023-24
				Actuals	Actuals	Adopted Budget	Preliminary Budget
DA 106-21-430 (CalMet Program)	Revenues	106-21-430-15530	Fed: Oes Marijuana Grant (Dea-	\$0	\$0	\$0	\$0
DA 106-21-430 (CalMet Program)	Revenues	106-21-430-15802	Fed: Oes Cal-Mmet Grant	\$123,060	\$123,060	\$125,000	\$125,000
DA 106-21-430 (CalMet Program)	Revenues	106-21-430-15819	Fed: Misc Fed Grants	\$0	\$0	\$0	\$0
DA 106-21-430 (CalMet Program)	Revenues	106-21-430-15900	Oth: Other Govt Agencies	\$0	\$0	\$0	\$0
DA 106-21-430 (CalMet Program)	Revenues	106-21-430-18100	Operating Transfers In	\$0	\$0	\$0	\$0
DA 106-21-430 (CalMet Program)	Expenses	106-21-430-21100	Permanent	(\$20,000)	(\$20,000)	\$0	(\$20,000)
DA 106-21-430 (CalMet Program)	Expenses	106-21-430-21120	Overtime	\$0	(\$3,000)	\$0	(\$3,000)
DA 106-21-430 (CalMet Program)	Expenses	106-21-430-22100	Other Employee Benefits	(\$32,000)	(\$32,000)	\$0	(\$32,000)
DA 106-21-430 (CalMet Program)	Expenses	106-21-430-22110	Health (Medical-Dental-Vision)	\$0	\$0	\$0	\$0
DA 106-21-430 (CalMet Program)	Expenses	106-21-430-22120	Pension	\$0	\$0	\$0	\$0
DA 106-21-430 (CalMet Program)	Expenses	106-21-430-30280	Telephone/Communications	\$0	\$0	\$0	\$0
DA 106-21-430 (CalMet Program)	Expenses	106-21-430-32000	Office Expense	(\$10,636)	(\$5,845)	(\$8,675)	(\$5,000)
DA 106-21-430 (CalMet Program)	Expenses	106-21-430-32010	TECHNOLOGY EXPENSES	\$0	\$0	\$0	\$0
DA 106-21-430 (CalMet Program)	Expenses	106-21-430-32030	Copier Pool	\$0	\$0	\$0	\$0
DA 106-21-430 (CalMet Program)	Expenses	106-21-430-32950	Rents & Leases - Real Property	(\$51,325)	\$0	\$0	\$0
DA 106-21-430 (CalMet Program)	Expenses	106-21-430-33120	Special Department Expense	(\$675)	(\$3,840)	(\$5,000)	(\$5,000)
DA 106-21-430 (CalMet Program)	Expenses	106-21-430-33141	Confidential Funds	(\$10,643)	\$0	(\$5,000)	(\$5,000)
DA 106-21-430 (CalMet Program)	Expenses	106-21-430-53030	Capital Equipment, \$5,000+	\$0	\$0	\$0	\$0
DA 106-21-430 (CalMet Program)	Expenses	106-21-430-60100	Operating Transfers Out	\$0	(\$51,325)	(\$106,325)	\$0
DA 106-21-430 (CalMet Program)	Expenses	106-21-430-60110	Civic Center Rent	\$0	\$0	\$0	\$0
Total Revenues				\$123,060	\$123,060	\$125,000	\$125,000
Total Expenses				(\$125,279)	(\$116,010)	(\$125,000)	(\$70,000)
Net Cost				(\$2,219)	\$7,050	\$0	\$55,000

Public Safety and Protection

Proposal	Type	Account String	Account Name	FY 2020-21	FY 2021-22	FY 2022-23	FY 2023-24
				Actuals	Actuals	Adopted Budget	Preliminary Budget
DA 155-21-430 (DA Diversion Program)	Revenues	155-21-430-16051	Da Diversion Filing Fees	\$10,750	\$11,510	\$7,000	\$7,000
DA 155-21-430 (DA Diversion Program)	Expenses	155-21-430-33120	Special Department Expense	(\$4,175)	(\$3,675)	(\$7,000)	(\$7,000)
Total Revenues				\$10,750	\$11,510	\$7,000	\$7,000
Total Expenses				(\$4,175)	(\$3,675)	(\$7,000)	(\$7,000)
Net Cost				\$6,575	\$7,835	\$0	\$0

Public Safety and Protection

Proposal	Type	Account String	Account Name	FY 2020-21	FY 2021-22	FY 2022-23	FY 2023-24
				Actuals	Actuals	Adopted Budget	Preliminary Budget
PR 680-23-520 (Probation CCP 2011)	Revenues	680-23-520-14010	Interest Income	\$7,857	\$10,812	\$0	\$0
PR 680-23-520 (Probation CCP 2011)	Revenues	680-23-520-15437	Realignment Backfill Support	\$44,806	\$0	\$0	\$0
PR 680-23-520 (Probation CCP 2011)	Revenues	680-23-520-15443	St: 2011 Realignment	\$0	\$0	\$0	\$0
PR 680-23-520 (Probation CCP 2011)	Revenues	680-23-520-15453	St: 2011 Realignment-CCP SB1020	\$774,512	\$999,504	\$976,722	\$1,013,405
PR 680-23-520 (Probation CCP 2011)	Revenues	680-23-520-18100	Operating Transfers In	\$0	\$0	\$0	\$0
PR 680-23-520 (Probation CCP 2011)	Expenses	680-23-520-21100	Permanent	(\$248,548)	(\$260,976)	(\$279,244)	(\$279,244)
PR 680-23-520 (Probation CCP 2011)	Expenses	680-23-520-22100	Other Employee Benefits	(\$52,032)	(\$54,633)	(\$54,633)	(\$54,633)
PR 680-23-520 (Probation CCP 2011)	Expenses	680-23-520-22110	Health (Medical-Dental-Vision)	(\$61,520)	(\$64,596)	(\$64,596)	(\$64,596)
PR 680-23-520 (Probation CCP 2011)	Expenses	680-23-520-22120	Pension	(\$82,620)	(\$86,751)	(\$86,751)	(\$86,751)
PR 680-23-520 (Probation CCP 2011)	Expenses	680-23-520-30110	Clothing/Personal Supplies	\$0	\$0	\$0	\$0
PR 680-23-520 (Probation CCP 2011)	Expenses	680-23-520-31530	Medical/Dental & Lab Supplies	(\$40,000)	(\$40,000)	(\$40,000)	(\$40,000)
PR 680-23-520 (Probation CCP 2011)	Expenses	680-23-520-32030	Copier Pool	\$0	\$0	\$0	\$0
PR 680-23-520 (Probation CCP 2011)	Expenses	680-23-520-32500	Professional & Specialized Ser	(\$44,359)	(\$124,253)	(\$183,200)	(\$183,200)
PR 680-23-520 (Probation CCP 2011)	Expenses	680-23-520-33120	Special Department Expense	\$0	\$0	\$0	\$0
PR 680-23-520 (Probation CCP 2011)	Expenses	680-23-520-60100	Operating Transfers Out	(\$25,000)	(\$25,000)	(\$25,000)	(\$125,000)
PR 680-23-520 (Probation CCP 2011)	Expenses	680-23-520-60110	Civic Center Rent	\$0	\$0	\$0	\$0
Total Revenues				\$827,175	\$1,010,316	\$976,722	\$1,013,405
Total Expenses				(\$554,079)	(\$656,209)	(\$733,424)	(\$833,424)
Net Cost				\$273,095	\$354,107	\$243,298	\$179,981

Public Safety and Protection

Proposal	Type	Account String	Account Name	FY 2020-21	FY 2021-22	FY 2022-23	FY 2023-24
				Actuals	Actuals	Adopted Budget	Preliminary Budget
PR 681-23-500 (Probation YOBG 2011)	Revenues	681-23-500-14010	Interest Income	\$6,332	\$6,803	\$0	\$0
PR 681-23-500 (Probation YOBG 2011)	Revenues	681-23-500-15443	St: 2011 Realignment	\$0	\$0	\$0	\$0
PR 681-23-500 (Probation YOBG 2011)	Revenues	681-23-500-15452	St: 2011 Realignment-YOBG	\$146,749	\$140,992	\$137,229	\$119,616
PR 681-23-500 (Probation YOBG 2011)	Revenues	681-23-500-18100	Operating Transfers In	\$0	\$0	\$0	\$0
PR 681-23-500 (Probation YOBG 2011)	Expenses	681-23-500-21100	Permanent	(\$16,250)	(\$16,250)	(\$16,250)	(\$16,250)
PR 681-23-500 (Probation YOBG 2011)	Expenses	681-23-500-22100	Other Employee Benefits	(\$16,250)	(\$5,907)	\$0	\$0
PR 681-23-500 (Probation YOBG 2011)	Expenses	681-23-500-22110	Health (Medical-Dental-Vision)	\$0	(\$10,343)	(\$16,250)	(\$16,250)
PR 681-23-500 (Probation YOBG 2011)	Expenses	681-23-500-30110	Clothing/Personal Supplies	\$0	\$0	\$0	\$0
PR 681-23-500 (Probation YOBG 2011)	Expenses	681-23-500-32020	Technology Expense-Software Licenses	\$0	(\$32,025)	(\$2,000)	(\$10,708)
PR 681-23-500 (Probation YOBG 2011)	Expenses	681-23-500-32260	Medical/Dental Services	\$0	(\$4,620)	(\$10,000)	(\$10,000)
PR 681-23-500 (Probation YOBG 2011)	Expenses	681-23-500-32500	Professional & Specialized Ser	(\$2,000)	(\$2,000)	(\$7,500)	(\$12,500)
PR 681-23-500 (Probation YOBG 2011)	Expenses	681-23-500-33120	Special Department Expense	\$0	(\$33,664)	(\$30,000)	(\$22,500)
PR 681-23-500 (Probation YOBG 2011)	Expenses	681-23-500-41100	Support & Care Of Persons	(\$570)	(\$3,136)	(\$30,000)	(\$30,000)
PR 681-23-500 (Probation YOBG 2011)	Expenses	681-23-500-60100	Operating Transfers Out	\$0	(\$3,000)	(\$17,000)	(\$20,000)
Total Revenues				\$153,081	\$147,795	\$137,229	\$119,616
Total Expenses				(\$35,070)	(\$110,946)	(\$129,000)	(\$138,208)
Net Cost				\$118,011	\$36,850	\$8,229	(\$18,592)

Public Safety and Protection

Proposal	Type	Account String	Account Name	FY 2022-23 FY 2023-24			
				FY 2020-21 Actuals	FY 2021-22 Actuals	Adopted Budget	Preliminary Budget
PR 682-23-520 (Probation SB 678 2011)	Revenues	682-23-520-14010	Interest Income	\$13,033	\$13,151	\$0	\$0
PR 682-23-520 (Probation SB 678 2011)	Revenues	682-23-520-15443	St: 2011 Realignment	\$0	\$0	\$0	\$0
PR 682-23-520 (Probation SB 678 2011)	Revenues	682-23-520-15454	St: SB678 Performance Incentive	\$257,466	\$257,466	\$227,576	\$257,466
PR 682-23-520 (Probation SB 678 2011)	Revenues	682-23-520-18100	Operating Transfers In	\$0	\$0	\$0	\$0
PR 682-23-520 (Probation SB 678 2011)	Expenses	682-23-520-21100	Permanent	\$0	(\$42,046)	(\$42,046)	(\$59,412)
PR 682-23-520 (Probation SB 678 2011)	Expenses	682-23-520-22100	Other Employee Benefits	\$0	\$0	\$0	\$0
PR 682-23-520 (Probation SB 678 2011)	Expenses	682-23-520-22110	Health (Medical-Dental-Vision)	\$0	(\$22,084)	(\$22,084)	(\$24,291)
PR 682-23-520 (Probation SB 678 2011)	Expenses	682-23-520-30120	Uniform Allowance	(\$4,384)	(\$8,983)	(\$10,000)	(\$10,000)
PR 682-23-520 (Probation SB 678 2011)	Expenses	682-23-520-30280	Telephone/Communications	\$0	\$0	\$0	\$0
PR 682-23-520 (Probation SB 678 2011)	Expenses	682-23-520-32000	Office Expense	(\$4,778)	(\$750)	(\$10,000)	(\$10,000)
PR 682-23-520 (Probation SB 678 2011)	Expenses	682-23-520-32010	TECHNOLOGY EXPENSES	\$0	\$0	\$0	\$0
PR 682-23-520 (Probation SB 678 2011)	Expenses	682-23-520-32020	Technology Expense-Software Licenses	\$0	(\$70,000)	\$0	(\$29,025)
PR 682-23-520 (Probation SB 678 2011)	Expenses	682-23-520-32030	Copier Pool	\$0	\$0	\$0	\$0
PR 682-23-520 (Probation SB 678 2011)	Expenses	682-23-520-32500	Professional & Specialized Ser	(\$24,366)	(\$21,313)	(\$50,000)	(\$40,000)
PR 682-23-520 (Probation SB 678 2011)	Expenses	682-23-520-33120	Special Department Expense	(\$26,813)	(\$38,276)	(\$25,000)	(\$32,500)
PR 682-23-520 (Probation SB 678 2011)	Expenses	682-23-520-33350	Travel & Training Expense	\$0	(\$11,167)	(\$20,000)	(\$20,000)
PR 682-23-520 (Probation SB 678 2011)	Expenses	682-23-520-60100	Operating Transfers Out	(\$100,000)	(\$127,427)	(\$128,000)	(\$100,000)
PR 682-23-520 (Probation SB 678 2011)	Expenses	682-23-520-60110	Civic Center Rent	\$0	\$0	\$0	\$0
Total Revenues				\$270,499	\$270,617	\$227,576	\$257,466
Total Expenses				(\$160,341)	(\$342,046)	(\$307,130)	(\$325,228)
Net Cost				\$110,159	(\$71,429)	(\$79,554)	(\$67,762)

Public Safety and Protection

Proposal	Type	Account String	Account Name	FY 2020-21	FY 2021-22	FY 2022-23	FY 2023-24
				Actuals	actuals	Adopted Budget	Preliminary Budget
PR 683-23-500 (Probation JJCPA 2011)	Revenues	683-23-500-14010	Interest Income	\$1,645	\$1,813	\$0	\$0
PR 683-23-500 (Probation JJCPA 2011)	Revenues	683-23-500-15437	Realignment Backfill Support	\$7,274	\$0	\$0	\$0
PR 683-23-500 (Probation JJCPA 2011)	Revenues	683-23-500-15443	St: 2011 Realignment	\$56,965	\$58,292	\$63,199	\$67,016
PR 683-23-500 (Probation JJCPA 2011)	Revenues	683-23-500-18100	Operating Transfers In	\$0	\$0	\$0	\$0
PR 683-23-500 (Probation JJCPA 2011)	Expenses	683-23-500-21100	Permanent	(\$16,326)	(\$16,326)	(\$16,326)	(\$19,591)
PR 683-23-500 (Probation JJCPA 2011)	Expenses	683-23-500-22100	Other Employee Benefits	(\$16,326)	(\$16,326)	(\$16,326)	\$0
PR 683-23-500 (Probation JJCPA 2011)	Expenses	683-23-500-22110	Health (Medical-Dental-Vision)	\$0	\$0	\$0	(\$6,530)
PR 683-23-500 (Probation JJCPA 2011)	Expenses	683-23-500-22120	Pension	\$0	\$0	\$0	(\$13,061)
PR 683-23-500 (Probation JJCPA 2011)	Expenses	683-23-500-33120	Special Department Expense	(\$70)	\$0	\$0	\$0
PR 683-23-500 (Probation JJCPA 2011)	Expenses	683-23-500-33134	Special Department Expense	\$0	(\$6,013)	(\$15,360)	(\$27,834)
PR 683-23-500 (Probation JJCPA 2011)	Expenses	683-23-500-60110	Civic Center Rent	\$0	\$0	\$0	\$0
Total Revenues				\$65,883	\$60,105	\$63,199	\$67,016
Total Expenses				(\$32,722)	(\$38,665)	(\$48,012)	(\$67,016)
Net Cost				\$33,162	\$21,441	\$15,187	\$0

Public Safety and Protection

Proposal	Type	Account String	Account Name	FY 2020-21	FY 2021-22	FY 2022-23	FY 2023-24
				Actuals	Actuals	Adopted Budget	Preliminary Budget
PR 684-23-520 (Probation PRCS 2011)	Revenues	684-23-520-14010	Interest Income	\$1,600	\$1,617	\$0	\$0
PR 684-23-520 (Probation PRCS 2011)	Revenues	684-23-520-15443	St: 2011 Realignment	\$0	\$0	\$0	\$0
PR 684-23-520 (Probation PRCS 2011)	Revenues	684-23-520-15451	St: 2011 Realignment PCRS	\$10,288	\$10,250	\$10,250	\$10,250
PR 684-23-520 (Probation PRCS 2011)	Revenues	684-23-520-18100	Operating Transfers In	\$0	\$0	\$0	\$0
PR 684-23-520 (Probation PRCS 2011)	Expenses	684-23-520-33120	Special Department Expense	\$0	\$0	(\$10,250)	(\$10,250)
PR 684-23-520 (Probation PRCS 2011)	Expenses	684-23-520-60110	Civic Center Rent	\$0	\$0	\$0	\$0
Total Revenues				\$11,888	\$11,867	\$10,250	\$10,250
Total Expenses				\$0	\$0	(\$10,250)	(\$10,250)
Net Cost				\$11,888	\$11,867	\$0	\$0

Public Safety and Protection

Proposal	Type	Account String	Account Name	FY 2020-21	FY 2021-22	FY 2022-23	FY 2023-24
				Actuals	Actuals	Adopted Budget	Preliminary Budget
PR 685-23-520 (Probation BSCC 2011)	Revenues	685-23-520-14010	Interest Income	\$5,097	\$4,863	\$0	\$0
PR 685-23-520 (Probation BSCC 2011)	Revenues	685-23-520-15443	St: 2011 Realignment	\$0	\$0	\$0	\$0
PR 685-23-520 (Probation BSCC 2011)	Revenues	685-23-520-15455	St: 2011 Realignment BSCC AB109 \$100,000	\$100,000	\$100,000	\$100,000	\$100,000
PR 685-23-520 (Probation BSCC 2011)	Revenues	685-23-520-18100	Operating Transfers In	\$0	\$0	\$0	\$0
PR 685-23-520 (Probation BSCC 2011)	Expenses	685-23-520-60100	Operating Transfers Out	(\$100,000)	(\$100,000)	(\$100,000)	(\$100,000)
Total Revenues				\$105,097	\$104,863	\$100,000	\$100,000
Total Expenses				(\$100,000)	(\$100,000)	(\$100,000)	(\$100,000)
Net Cost				\$5,097	\$4,863	\$0	\$0

Public Safety and Protection

Proposal	Type	Account String	Account Name	FY 2020-21	FY 2021-22	FY 2022-23	FY 2023-24
				Actuals	Actuals	Adopted Budget	Preliminary Budget
PR 686-23-500 (Probation Juvenile Activities)	Revenues	686-23-500-14010	Interest Income	\$889	\$1,243	\$0	\$0
PR 686-23-500 (Probation Juvenile Activities)	Revenues	686-23-500-15299	St: Juvenile Justice	\$16,897	\$17,389	\$18,887	\$19,759
PR 686-23-500 (Probation Juvenile Activities)	Revenues	686-23-500-18010	Sale Of Surplus Assets	\$0	\$0	\$0	\$0
PR 686-23-500 (Probation Juvenile Activities)	Revenues	686-23-500-18100	Operating Transfers In	\$0	\$0	\$0	\$0
PR 686-23-500 (Probation Juvenile Activities)	Expenses	686-23-500-33120	Special Department Expense	(\$523)	(\$1,138)	(\$18,887)	(\$19,759)
PR 686-23-500 (Probation Juvenile Activities)	Expenses	686-23-500-60110	Civic Center Rent	\$0	\$0	\$0	\$0
Total Revenues				\$17,787	\$18,632	\$18,887	\$19,759
Total Expenses				(\$523)	(\$1,138)	(\$18,887)	(\$19,759)
Net Cost				\$17,263	\$17,494	\$0	\$0

Public Safety and Protection

Proposal	Type	Account String	Account Name	FY 2020-21	FY 2021-22	FY 2022-23	FY 2023-24
				Actuals	Actuals	Adopted Budget	Preliminary Budget
PR 688-23-520 (Drug Court Grant)	Revenues	688-23-520-14010	Interest Income	\$0	\$0	\$0	\$0
PR 688-23-520 (Drug Court Grant)	Revenues	688-23-520-15625	Fed: Drug Court Grant	\$52,696	\$22,820	\$62,500	\$0
PR 688-23-520 (Drug Court Grant)	Revenues	688-23-520-17010	Miscellaneous Revenue	\$0	\$0	\$0	\$0
PR 688-23-520 (Drug Court Grant)	Expenses	688-23-520-21100	Permanent	(\$25,872)	(\$9,787)	(\$20,938)	\$0
PR 688-23-520 (Drug Court Grant)	Expenses	688-23-520-22100	Other Employee Benefits	(\$16,725)	(\$6,588)	(\$11,041)	\$0
PR 688-23-520 (Drug Court Grant)	Expenses	688-23-520-32000	Office Expense	(\$1,882)	(\$2,723)	(\$13,465)	\$0
PR 688-23-520 (Drug Court Grant)	Expenses	688-23-520-32030	Copier Pool	\$0	\$0	\$0	\$0
PR 688-23-520 (Drug Court Grant)	Expenses	688-23-520-32500	Professional & Specialized Ser	\$0	\$0	(\$2,270)	\$0
PR 688-23-520 (Drug Court Grant)	Expenses	688-23-520-33120	Special Department Expense	(\$7,483)	(\$4,126)	(\$6,672)	\$0
PR 688-23-520 (Drug Court Grant)	Expenses	688-23-520-33350	Travel & Training Expense	\$0	(\$2,217)	(\$4,863)	\$0
PR 688-23-520 (Drug Court Grant)	Expenses	688-23-520-33360	Motor Pool Expense	(\$734)	(\$71)	(\$3,251)	\$0
Total Revenues				\$52,696	\$22,820	\$62,500	\$0
Total Expenses				(\$52,696)	(\$25,513)	(\$62,500)	\$0
Net Cost				\$0	(\$2,693)	\$0	\$0

Public Safety and Protection

Proposal	Type	Account String	Account Name	FY 2020-21 Actuals	FY 2021-22 actuals	FY 2022-23 Adopted Budget	FY 2023-24 Preliminary Budget
PR 690-00/23/10-500 (Local Innovation 2011 Realignment Revenues		690-23-500-15480	St: 2011 Realignment Local Innovation Subaccount	\$0	\$0	\$0	\$0
PR 690-00/23/10-500 (Local Innovation 2011 Realignment Revenues		690-23-520-14010	Interest Income	\$0	\$0	\$0	\$0
PR 690-00/23/10-500 (Local Innovation 2011 Realignment Revenues		690-23-520-15480	St: 2011 Realignment Local Innovation Subaccount	\$0	\$0	\$6,144	\$1,000
PR 690-00/23/10-500 (Local Innovation 2011 Realignment Revenues		690-23-520-18100	Operating Transfers In	\$0	\$0	\$0	\$0
PR 690-00/23/10-500 (Local Innovation 2011 Realignment Expenses		690-23-520-33120	Special Department Expense	\$0	\$0	(\$50,000)	(\$50,000)
PR 690-00/23/10-500 (Local Innovation 2011 Realignment Expenses		690-23-520-60100	Operating Transfers Out	\$0	\$0	\$0	\$0
			Total Revenues	\$0	\$0	\$6,144	\$1,000
			Total Expenses	\$0	\$0	(\$50,000)	(\$50,000)
			Net Cost	\$0	\$0	(\$43,856)	(\$49,000)

Public Safety and Protection

Proposal	Type	Account String	Account Name	FY 2020-21	FY 2021-22	FY 2022-23	FY 2023-24
				Actuals	Actuals	Adopted Budget	Preliminary Budget
PR 184-23-520 (Public Health and Safety Grant Revenues		184-23-520-14010	Interest Income	\$0	(\$207)	\$0	\$0
PR 184-23-520 (Public Health and Safety Grant Revenues		184-23-520-15498	St: Misc State Revenue	\$8,135	\$113,258	\$296,908	\$302,482
PR 184-23-520 (Public Health and Safety Grant Expenses		184-23-520-21100	Permanent	\$0	(\$13,029)	(\$44,790)	(\$44,790)
PR 184-23-520 (Public Health and Safety Grant Expenses		184-23-520-22100	Other Employee Benefits	\$0	(\$6,205)	(\$21,214)	(\$21,214)
PR 184-23-520 (Public Health and Safety Grant Expenses		184-23-520-32500	Professional & Specialized Ser	\$0	(\$135,192)	(\$218,200)	(\$223,774)
PR 184-23-520 (Public Health and Safety Grant Expenses		184-23-520-33120	Special Department Expense	(\$8,135)	(\$4,249)	(\$12,704)	(\$12,704)
Total Revenues				\$8,135	\$113,051	\$296,908	\$302,482
Total Expenses				(\$8,135)	(\$158,675)	(\$296,908)	(\$302,482)
Net Cost				(\$0)	(\$45,624)	\$0	\$0

Public Safety and Protection

Proposal	Type	Account String	Account Name	FY 2020-21	FY 2021-22	FY 2022-23	FY 2023-24
				Actuals	Actuals	Adopted Budget	Preliminary Budget
PR 691-23-520 (Pretrial Release Program)	Revenues	691-23-520-14010	Interest Income	\$0	(\$109)	\$0	\$0
PR 691-23-520 (Pretrial Release Program)	Revenues	691-23-520-15457	St: SB 129 Pretrial Release Program	\$0	\$93,544	\$329,601	\$253,759
PR 691-23-520 (Pretrial Release Program)	Expenses	691-23-520-21100	Permanent	\$0	(\$31,853)	(\$95,095)	(\$123,395)
PR 691-23-520 (Pretrial Release Program)	Expenses	691-23-520-22100	Other Employee Benefits	\$0	(\$13,040)	(\$9,398)	(\$7,961)
PR 691-23-520 (Pretrial Release Program)	Expenses	691-23-520-22110	Health (Medical-Dental-Vision)	\$0	(\$4,545)	(\$29,232)	(\$39,805)
PR 691-23-520 (Pretrial Release Program)	Expenses	691-23-520-22120	Pension	\$0	(\$3,606)	(\$21,188)	(\$27,863)
PR 691-23-520 (Pretrial Release Program)	Expenses	691-23-520-32010	TECHNOLOGY EXPENSES	\$0	(\$40,500)	\$0	\$0
PR 691-23-520 (Pretrial Release Program)	Expenses	691-23-520-32020	Technology Expense-Software Licenses	\$0	\$0	(\$116,555)	(\$13,500)
PR 691-23-520 (Pretrial Release Program)	Expenses	691-23-520-32500	Professional & Specialized Ser	\$0	\$0	(\$36,862)	(\$35,968)
PR 691-23-520 (Pretrial Release Program)	Expenses	691-23-520-32950	Rents & Leases - Real Property	\$0	\$0	(\$7,200)	(\$1,000)
PR 691-23-520 (Pretrial Release Program)	Expenses	691-23-520-33120	Special Department Expense	\$0	\$0	(\$1,300)	(\$2,993)
PR 691-23-520 (Pretrial Release Program)	Expenses	691-23-520-33360	Motor Pool Expense	\$0	\$0	(\$3,600)	(\$1,275)
PR 691-23-520 (Pretrial Release Program)	Expenses	691-23-520-53030	Capital Equipment, \$5,000+	\$0	\$0	(\$9,171)	\$0
Total Revenues				\$0	\$93,435	\$329,601	\$253,759
Total Expenses				\$0	(\$93,544)	(\$329,601)	(\$253,759)
Net Cost				\$0	(\$109)	(\$0)	\$0

Public Safety and Protection

Proposal	Type	Account String	Account Name	FY 2020-21 Actuals	FY 2021-22 Actuals	FY 2022-23 Adopted Budget	FY 2023-24 Preliminary Budget
PR 695-23-500 (SB 823)	Revenues	695-23-500-14010	Interest Income	\$0	\$2,658	\$0	\$0
PR 695-23-500 (SB 823)	Revenues	695-23-500-15450	St: BB 823 Juv Justice Realignment Block Grant	\$0	\$250,000	\$250,000	\$250,000
PR 695-23-500 (SB 823)	Expenses	695-23-500-32360	Consulting Services	\$0	\$0	\$0	(\$1,250)
PR 695-23-500 (SB 823)	Expenses	695-23-500-32450	Contract Services	\$0	\$0	\$0	\$0
PR 695-23-500 (SB 823)	Expenses	695-23-500-60110	Civic Center Rent	\$0	\$0	\$0	\$0
Total Revenues				\$0	\$252,658	\$250,000	\$250,000
Total Expenses				\$0	\$0	\$0	(\$1,250)
Net Cost				\$0	\$252,658	\$250,000	\$248,750

Public Safety and Protection

Proposal	Type	Account String	Account Name	FY 2020-21	FY 2021-22	FY 2022-23	FY 2023-24
				Actuals	Actuals	Adopted Budget	Preliminary Budget
SH 145-22-440 (Off Highway Vehicle Fund)	Revenues	145-22-440-12030	Off-Hwy Vehicle License Fees	\$17,766	\$15,547	\$16,340	\$16,340
SH 145-22-440 (Off Highway Vehicle Fund)	Revenues	145-22-440-14010	Interest Income	\$490	\$506	\$0	\$0
SH 145-22-440 (Off Highway Vehicle Fund)	Revenues	145-22-440-15410	St: Off-Hwy Vehicle Grant	\$26,416	\$34,710	\$33,175	\$36,548
SH 145-22-440 (Off Highway Vehicle Fund)	Revenues	145-22-440-18010	Sale Of Surplus Assets	\$0	\$0	\$0	\$0
SH 145-22-440 (Off Highway Vehicle Fund)	Revenues	145-22-440-18100	Operating Transfers In	\$0	\$0	\$0	\$0
SH 145-22-440 (Off Highway Vehicle Fund)	Expenses	145-22-440-21100	Permanent	\$0	(\$11,170)	\$0	\$0
SH 145-22-440 (Off Highway Vehicle Fund)	Expenses	145-22-440-21120	Overtime	(\$10,894)	(\$14,821)	(\$37,626)	(\$37,188)
SH 145-22-440 (Off Highway Vehicle Fund)	Expenses	145-22-440-21410	Holiday Pay	\$0	(\$680)	\$0	\$0
SH 145-22-440 (Off Highway Vehicle Fund)	Expenses	145-22-440-22100	Other Employee Benefits	\$0	(\$1,522)	\$0	\$0
SH 145-22-440 (Off Highway Vehicle Fund)	Expenses	145-22-440-22110	Health (Medical-Dental-Vision)	\$0	(\$2,148)	\$0	\$0
SH 145-22-440 (Off Highway Vehicle Fund)	Expenses	145-22-440-22120	Pension	\$0	(\$2,090)	\$0	\$0
SH 145-22-440 (Off Highway Vehicle Fund)	Expenses	145-22-440-31200	Equip Maintenance & Repair	(\$4,270)	(\$4,512)	(\$5,000)	(\$8,300)
SH 145-22-440 (Off Highway Vehicle Fund)	Expenses	145-22-440-32950	Rents & Leases - Real Property	(\$5,400)	(\$5,400)	(\$5,400)	(\$5,400)
SH 145-22-440 (Off Highway Vehicle Fund)	Expenses	145-22-440-33351	Vehicle Fuel Costs	(\$123)	(\$501)	(\$745)	(\$1,300)
SH 145-22-440 (Off Highway Vehicle Fund)	Expenses	145-22-440-33360	Motor Pool Expense	\$0	\$0	(\$744)	(\$700)
SH 145-22-440 (Off Highway Vehicle Fund)	Expenses	145-22-440-33600	Utilities	\$0	\$0	\$0	\$0
SH 145-22-440 (Off Highway Vehicle Fund)	Expenses	145-22-440-53030	Capital Equipment, \$5,000+	\$0	\$0	\$0	\$0
SH 145-22-440 (Off Highway Vehicle Fund)	Expenses	145-22-440-60110	Civic Center Rent	\$0	\$0	\$0	\$0
Total Revenues				\$44,671	\$50,762	\$49,515	\$52,888
Total Expenses				(\$20,687)	(\$42,844)	(\$49,515)	(\$52,888)
Net Cost				\$23,985	\$7,918	\$0	\$0

Public Safety and Protection

Proposal	Type	Account String	Account Name	FY 2020-21	FY 2021-22	FY 2022-23	FY 2023-24
				Actuals	Actuals	Adopted Budget	Preliminary Budget
SH 146-22-455 (Court Security 2011 Realignment)	Revenues	146-22-455-14010	Interest Income	\$10,604	\$10,041	\$0	\$0
SH 146-22-455 (Court Security 2011 Realignment)	Revenues	146-22-455-15437	Realignment Backfill Support	\$33,748	\$0	\$0	\$0
SH 146-22-455 (Court Security 2011 Realignment)	Revenues	146-22-455-15443	St: 2011 Realignment	\$583,372	\$609,182	\$606,128	\$618,770
SH 146-22-455 (Court Security 2011 Realignment)	Revenues	146-22-455-18100	Operating Transfers In	\$0	\$0	\$0	\$0
SH 146-22-455 (Court Security 2011 Realignment)	Expenses	146-22-455-60100	Operating Transfers Out	(\$612,235)	(\$657,714)	(\$779,291)	(\$776,679)
Total Revenues				\$627,724	\$619,223	\$606,128	\$618,770
Total Expenses				(\$612,235)	(\$657,714)	(\$779,291)	(\$776,679)
Net Cost				\$15,489	(\$38,491)	(\$173,163)	(\$157,909)

Public Safety and Protection

Proposal	Type	Account String	Account Name	FY 2020-21	FY 2021-22	FY 2022-23	FY 2023-24
				Actuals	actuals	Adopted Budget	Preliminary Budget
SH 720-23-000 (Inmate Welfare Trust)	Revenues	720-23-460-14010	Interest Income	\$0	\$0	\$0	\$0
SH 720-23-000 (Inmate Welfare Trust)	Revenues	720-23-460-17010	Miscellaneous Revenue	\$459	\$26,781	\$37,500	\$27,000
SH 720-23-000 (Inmate Welfare Trust)	Revenues	720-23-460-18100	Operating Transfers In	\$0	\$0	\$0	\$0
SH 720-23-000 (Inmate Welfare Trust)	Expenses	720-23-460-20010	Expenditures	\$0	(\$16,503)	(\$18,000)	(\$18,000)
SH 720-23-000 (Inmate Welfare Trust)	Expenses	720-23-460-30286	Telephone/Communications-Inmate Welfare	\$0	(\$2,852)	(\$3,000)	(\$3,000)
SH 720-23-000 (Inmate Welfare Trust)	Expenses	720-23-460-31206	Equip Maintenance & Repair-Inmate Welfare	\$0	(\$406)	(\$500)	(\$500)
SH 720-23-000 (Inmate Welfare Trust)	Expenses	720-23-460-31406	Building/Land Maint & Repair-Inmate Welfare	\$0	\$0	(\$200)	(\$200)
SH 720-23-000 (Inmate Welfare Trust)	Expenses	720-23-460-32506	Professional & Specialized Ser-Inmate Welfare	\$0	(\$254)	(\$500)	(\$500)
SH 720-23-000 (Inmate Welfare Trust)	Expenses	720-23-460-32800	Publications & Legal Notices	\$0	\$0	\$0	(\$10,000)
SH 720-23-000 (Inmate Welfare Trust)	Expenses	720-23-460-33016	Small Tools & Instruments-Inmate Welfare	\$0	(\$95)	(\$300)	(\$300)
SH 720-23-000 (Inmate Welfare Trust)	Expenses	720-23-460-33126	Spec Dept-Inmate Welfare	\$0	(\$13,799)	(\$15,000)	(\$15,000)
Total Revenues				\$459	\$26,781	\$37,500	\$27,000
Total Expenses				\$0	(\$33,910)	(\$37,500)	(\$47,500)
Net Cost				\$459	(\$7,129)	\$0	(\$20,500)

Public Safety and Protection

Proposal	Type	Account String	Account Name	FY 2020-21 Actuals	FY 2021-22 Actuals	FY 2022-23 Adopted Budget	FY 2023-24 Preliminary Budget
SH 147-23-460 (Medicated Assisted Treatment)	Revenues	147-23-460-14010	Interest Income	\$389	\$183	\$0	\$0
SH 147-23-460 (Medicated Assisted Treatment)	Revenues	147-23-460-15807	Medication-Assisted Treatment (MAT) Grant (SAMHSA)	\$0	\$50,000	\$0	\$0
SH 147-23-460 (Medicated Assisted Treatment)	Expenses	147-23-460-21100	Permanent	\$0	\$0	\$0	\$0
SH 147-23-460 (Medicated Assisted Treatment)	Expenses	147-23-460-32500	Professional & Specialized Ser	\$0	\$0	\$0	\$0
SH 147-23-460 (Medicated Assisted Treatment)	Expenses	147-23-460-60100	Operating Transfers Out	(\$44,725)	(\$34,320)	(\$15,800)	\$0
Total Revenues				\$389	\$50,183	\$0	\$0
Total Expenses				(\$44,725)	(\$34,320)	(\$15,800)	\$0
Net Cost				(\$44,336)	\$15,863	(\$15,800)	\$0

Public Safety and Protection

Proposal	Type	Account String	Account Name	FY 2020-21 Actuals	FY 2021-22 Actuals	FY 2022-23 Adopted Budget	FY 2023-24 Preliminary Budget
SH 140-22-440 (CalAIM PATH)	Revenues	140-22-440-14010	Interest Income	\$1	\$1	\$0	\$0
SH 140-22-440 (CalAIM PATH)	Revenues	140-22-440-15495	St: CalAIM PATH grant	\$0	\$0	\$50,000	\$0
SH 140-22-440 (CalAIM PATH)	Revenues	140-22-440-17010	Miscellaneous Revenue	\$0	\$0	\$0	\$0
SH 140-22-440 (CalAIM PATH)	Expenses	140-22-440-20010	Expenditures	\$0	(\$102)	\$0	(\$50,000)
SH 140-22-440 (CalAIM PATH)	Expenses	140-22-440-60010	Description pending	\$0	\$0	\$0	\$0
SH 140-22-440 (CalAIM PATH)	Expenses	140-22-440-60100	Operating Transfers Out	\$0	\$0	(\$50,000)	\$0
Total Revenues				\$1	\$1	\$50,000	\$0
Total Expenses				\$0	(\$102)	(\$50,000)	(\$50,000)
Net Cost				\$1	(\$101)	\$0	(\$50,000)

Public Safety and Protection

Proposal	Type	Account String	Account Name	FY 2020-21	FY 2021-22	FY 2022-23	FY 2023-24
				Actuals	Actuals	Adopted Budget	Preliminary Budget
SH 141-22-440 (Fingerprint)	Expenses	141-22-440-20010	Expenditures	(\$2,362)	(\$3,900)	\$0	\$0
Total Revenues				\$0	\$0	\$0	\$0
Total Expenses				(\$2,362)	(\$3,900)	\$0	\$0
Net Cost				(\$2,362)	(\$3,900)	\$0	\$0

Public Safety and Protection

Proposal	Type	Account String	Account Name	FY 2020-21	FY 2021-22	FY 2022-23	FY 2023-24
				Actuals	Actuals	Adopted Budget	Preliminary Budget
SH 143-22-440 (Sheriff Wellness and Mental Health)	Revenues	143-22-440-14010	Interest Income	\$56	\$52	\$0	\$0
SH 143-22-440 (Sheriff Wellness and Mental Health)	Expenses	143-22-440-32500	Professional & Specialized Ser	\$0	\$0	\$0	(\$20,000)
Total Revenues				\$56	\$52	\$0	\$0
Total Expenses				\$0	\$0	\$0	(\$20,000)
Net Cost				\$56	\$52	\$0	(\$20,000)

Public Safety and Protection

Proposal	Type	Account String	Account Name	FY 2020-21 Actuals	FY 2021-22 Actuals	FY 2022-23 Adopted Budget	FY 2023-24 Preliminary Budget
SH 144-22-440 (Mono ABX83 DNA ID)	Revenues	144-22-440-17010	Miscellaneous Revenue	\$30,283	\$23,425	\$0	\$0
SH 144-22-440 (Mono ABX83 DNA ID)	Expenses	144-22-440-20010	Expenditures	(\$5,196)	\$0	\$0	\$0
Total Revenues				\$30,283	\$23,425	\$0	\$0
Total Expenses				(\$5,196)	\$0	\$0	\$0
Net Cost				\$25,087	\$23,425	\$0	\$0

Roads and Infrastructure

Proposal	Type	Account String	Account Name	FY 2020-21	FY 2021-22	FY 2022-23	FY 2023-24
				Actuals	Actuals	Adopted Budget	Preliminary Budget
PW 100-17-720 (Engineering)	Revenues	100-17-720-16100	Engineering Services-Pw	\$7,060	\$5,856	\$10,000	\$10,000
PW 100-17-720 (Engineering)	Revenues	100-17-720-16240	Labor Reimbursement	\$212,680	\$169,730	\$100,000	\$60,000
PW 100-17-720 (Engineering)	Revenues	100-17-720-17020	Prior Year Revenue	\$0	\$0	\$0	\$0
PW 100-17-720 (Engineering)	Revenues	100-17-720-17150	Modernization/Micro-Graphic	\$0	\$0	\$0	\$0
PW 100-17-720 (Engineering)	Revenues	100-17-720-17300	Restitution	\$0	\$0	\$0	\$0
PW 100-17-720 (Engineering)	Expenses	100-17-720-21100	Permanent	(\$441,599)	(\$494,745)	(\$550,834)	(\$556,334)
PW 100-17-720 (Engineering)	Expenses	100-17-720-21103	Education Add-on Pay	\$0	\$0	\$0	\$0
PW 100-17-720 (Engineering)	Expenses	100-17-720-21104	Bilingual	\$0	\$0	\$0	(\$150)
PW 100-17-720 (Engineering)	Expenses	100-17-720-21106	Cash-outs (Vac, SL, Comp)	\$0	\$0	\$0	\$0
PW 100-17-720 (Engineering)	Expenses	100-17-720-21120	Overtime	\$0	\$0	\$0	\$0
PW 100-17-720 (Engineering)	Expenses	100-17-720-21130	Auto Allowance	\$0	\$0	\$0	\$0
PW 100-17-720 (Engineering)	Expenses	100-17-720-21410	Holiday Pay	\$0	\$0	\$0	\$0
PW 100-17-720 (Engineering)	Expenses	100-17-720-22100	Other Employee Benefits	(\$50,760)	(\$55,737)	(\$25,153)	\$0
PW 100-17-720 (Engineering)	Expenses	100-17-720-22101	Medicare	\$0	\$0	\$0	(\$8,069)
PW 100-17-720 (Engineering)	Expenses	100-17-720-22102	Social Security (FICA)	\$0	\$0	\$0	\$0
PW 100-17-720 (Engineering)	Expenses	100-17-720-22103	401a Contributions	\$0	\$0	\$0	(\$9,708)
PW 100-17-720 (Engineering)	Expenses	100-17-720-22105	State Disability	\$0	\$0	\$0	(\$6,626)
PW 100-17-720 (Engineering)	Expenses	100-17-720-22106	Unemployment	\$0	\$0	\$0	(\$556)
PW 100-17-720 (Engineering)	Expenses	100-17-720-22109	Cellphone Stipends	\$0	\$0	\$0	(\$3,087)
PW 100-17-720 (Engineering)	Expenses	100-17-720-22110	Health (Medical-Dental-Vision)	(\$69,961)	(\$85,649)	(\$104,572)	(\$132,390)
PW 100-17-720 (Engineering)	Expenses	100-17-720-22120	Pension	(\$115,011)	(\$150,358)	(\$159,486)	(\$164,441)
PW 100-17-720 (Engineering)	Expenses	100-17-720-22125	PRST Contribution	\$0	\$0	(\$37,337)	(\$35,501)
PW 100-17-720 (Engineering)	Expenses	100-17-720-30120	Uniform Allowance	\$0	\$0	\$0	\$0
PW 100-17-720 (Engineering)	Expenses	100-17-720-30280	Telephone/Communications	(\$2,586)	(\$2,797)	(\$3,087)	(\$5,000)
PW 100-17-720 (Engineering)	Expenses	100-17-720-30500	Workers' Comp Ins Expense	(\$9,551)	(\$10,738)	(\$15,844)	(\$15,912)
PW 100-17-720 (Engineering)	Expenses	100-17-720-30510	Liability Insurance Expense	(\$4,226)	(\$4,789)	(\$4,335)	(\$6,091)
PW 100-17-720 (Engineering)	Expenses	100-17-720-31200	Equip Maintenance & Repair	\$0	\$0	(\$2,000)	(\$2,000)
PW 100-17-720 (Engineering)	Expenses	100-17-720-31400	Building/Land Maint & Repair	\$475	(\$534)	\$0	\$0
PW 100-17-720 (Engineering)	Expenses	100-17-720-31700	Membership Fees	(\$1,120)	\$0	(\$1,500)	(\$3,500)
PW 100-17-720 (Engineering)	Expenses	100-17-720-32000	Office Expense	(\$3,587)	(\$4,816)	(\$5,000)	(\$5,000)
PW 100-17-720 (Engineering)	Expenses	100-17-720-32010	TECHNOLOGY EXPENSES	(\$6,419)	(\$9,395)	(\$11,084)	(\$11,717)
PW 100-17-720 (Engineering)	Expenses	100-17-720-32020	Technology Expense-Software Licenses	(\$9,958)	(\$11,506)	(\$11,500)	(\$16,000)
PW 100-17-720 (Engineering)	Expenses	100-17-720-32030	Copier Pool	\$0	\$0	(\$2,200)	(\$2,200)
PW 100-17-720 (Engineering)	Expenses	100-17-720-32360	Consulting Services	\$0	\$0	(\$10,000)	(\$5,000)
PW 100-17-720 (Engineering)	Expenses	100-17-720-32450	Contract Services	(\$47,248)	(\$28,259)	(\$5,000)	(\$5,000)
PW 100-17-720 (Engineering)	Expenses	100-17-720-32500	Professional & Specialized Ser	(\$1,700)	\$0	(\$45,000)	(\$20,000)
PW 100-17-720 (Engineering)	Expenses	100-17-720-32800	Publications & Legal Notices	(\$42)	(\$42)	(\$1,000)	(\$1,000)
PW 100-17-720 (Engineering)	Expenses	100-17-720-32860	Rents & Leases - Other	\$0	\$0	\$0	\$0
PW 100-17-720 (Engineering)	Expenses	100-17-720-32950	Rents & Leases - Real Property	(\$75)	\$0	\$0	\$0
PW 100-17-720 (Engineering)	Expenses	100-17-720-33120	Special Department Expense	(\$3,041)	\$0	(\$2,500)	(\$2,500)
PW 100-17-720 (Engineering)	Expenses	100-17-720-33350	Travel & Training Expense	(\$1,572)	(\$1,541)	(\$2,000)	(\$2,600)
PW 100-17-720 (Engineering)	Expenses	100-17-720-33351	Vehicle Fuel Costs	(\$1,152)	(\$1,829)	(\$2,500)	(\$3,000)
PW 100-17-720 (Engineering)	Expenses	100-17-720-33360	Motor Pool Expense	(\$3,212)	(\$6,453)	(\$7,096)	(\$13,374)
PW 100-17-720 (Engineering)	Expenses	100-17-720-33600	Utilities	\$0	\$0	\$0	\$0
PW 100-17-720 (Engineering)	Expenses	100-17-720-33601	Street Lighting	(\$38,074)	(\$24,890)	(\$30,000)	(\$35,000)
PW 100-17-720 (Engineering)	Expenses	100-17-720-33602	Civic Center Utilities	(\$894)	(\$1,008)	(\$1,000)	(\$1,200)
PW 100-17-720 (Engineering)	Expenses	100-17-720-60110	Civic Center Rent	\$0	\$0	(\$16,248)	(\$16,248)
Total Revenues				\$219,740	\$175,586	\$110,000	\$70,000
Total Expenses				(\$811,313)	(\$895,085)	(\$1,056,277)	(\$1,089,205)

Roads and Infrastructure

Proposal	Type	Account String	Account Name	FY 2020-21	FY 2021-22	FY 2022-23	FY 2023-24
				Actuals	Actuals	Adopted Budget	Preliminary Budget
PW 100-17-729 (Facilities)	Revenues	100-17-729-14050	Rental Income	\$4,900	\$9,025	\$5,000	\$20,000
PW 100-17-729 (Facilities)	Revenues	100-17-729-16090	Labor Reimbursement/Facilities	\$40,769	\$84,324	\$40,000	\$40,000
PW 100-17-729 (Facilities)	Revenues	100-17-729-17050	Donations & Contributions	\$903	\$0	\$0	\$0
PW 100-17-729 (Facilities)	Revenues	100-17-729-17180	Courthouse Construction Fund	\$5,000	\$0	\$0	\$0
PW 100-17-729 (Facilities)	Revenues	100-17-729-17250	Judgments, Damages & Settlements	\$0	\$725	\$0	\$0
PW 100-17-729 (Facilities)	Revenues	100-17-729-18100	Operating Transfers In	\$0	\$0	\$5,000	\$0
PW 100-17-729 (Facilities)	Revenues	100-17-729-18960	A-87 Indirect Costs	\$0	\$0	\$0	\$0
PW 100-17-729 (Facilities)	Expenses	100-17-729-21100	Permanent	(\$1,022,807)	(\$1,113,617)	(\$1,003,896)	(\$1,004,364)
PW 100-17-729 (Facilities)	Expenses	100-17-729-21103	Education Add-on Pay	\$0	\$0	\$0	\$0
PW 100-17-729 (Facilities)	Expenses	100-17-729-21104	Bilingual	\$0	\$0	\$0	(\$750)
PW 100-17-729 (Facilities)	Expenses	100-17-729-21106	Cash-outs (Vac, SL, Comp)	\$0	\$0	\$0	(\$7,200)
PW 100-17-729 (Facilities)	Expenses	100-17-729-21120	Overtime	(\$11,644)	(\$5,837)	(\$4,452)	(\$4,452)
PW 100-17-729 (Facilities)	Expenses	100-17-729-21130	Auto Allowance	\$0	\$0	\$0	\$0
PW 100-17-729 (Facilities)	Expenses	100-17-729-21410	Holiday Pay	\$0	\$0	\$0	\$0
PW 100-17-729 (Facilities)	Expenses	100-17-729-22100	Other Employee Benefits	(\$159,525)	(\$144,218)	(\$51,243)	\$0
PW 100-17-729 (Facilities)	Expenses	100-17-729-22101	Medicare	\$0	\$0	\$0	(\$14,679)
PW 100-17-729 (Facilities)	Expenses	100-17-729-22102	Social Security (FICA)	\$0	\$0	\$0	\$0
PW 100-17-729 (Facilities)	Expenses	100-17-729-22103	401a Contributions	\$0	\$0	\$0	(\$22,002)
PW 100-17-729 (Facilities)	Expenses	100-17-729-22105	State Disability	\$0	\$0	\$0	(\$12,096)
PW 100-17-729 (Facilities)	Expenses	100-17-729-22106	Unemployment	\$0	\$0	\$0	(\$1,012)
PW 100-17-729 (Facilities)	Expenses	100-17-729-22109	Cellphone Stipends	\$0	\$0	\$0	(\$5,419)
PW 100-17-729 (Facilities)	Expenses	100-17-729-22110	Health (Medical-Dental-Vision)	(\$233,578)	(\$210,097)	(\$242,329)	(\$272,347)
PW 100-17-729 (Facilities)	Expenses	100-17-729-22120	Pension	(\$293,651)	(\$291,430)	(\$286,738)	(\$297,011)
PW 100-17-729 (Facilities)	Expenses	100-17-729-22125	PRST Contribution	\$0	\$0	(\$62,426)	(\$59,088)
PW 100-17-729 (Facilities)	Expenses	100-17-729-30120	Uniform Allowance	(\$2,170)	(\$4,079)	(\$4,000)	(\$4,500)
PW 100-17-729 (Facilities)	Expenses	100-17-729-30280	Telephone/Communications	(\$43,685)	(\$36,647)	(\$43,000)	(\$45,000)
PW 100-17-729 (Facilities)	Expenses	100-17-729-30350	Household Expenses	(\$22,154)	(\$16,188)	(\$18,000)	(\$25,000)
PW 100-17-729 (Facilities)	Expenses	100-17-729-30500	Workers' Comp Ins Expense	(\$83,542)	(\$107,279)	(\$78,365)	(\$60,055)
PW 100-17-729 (Facilities)	Expenses	100-17-729-30510	Liability Insurance Expense	(\$128,736)	(\$46,587)	(\$68,723)	(\$73,184)
PW 100-17-729 (Facilities)	Expenses	100-17-729-31200	Equip Maintenance & Repair	(\$6,449)	(\$12,588)	(\$5,000)	(\$15,000)
PW 100-17-729 (Facilities)	Expenses	100-17-729-31400	Building/Land Maint & Repair	(\$147,288)	(\$149,435)	(\$167,500)	(\$150,000)
PW 100-17-729 (Facilities)	Expenses	100-17-729-31700	Membership Fees	(\$1,275)	(\$934)	(\$1,200)	(\$2,000)
PW 100-17-729 (Facilities)	Expenses	100-17-729-32000	Office Expense	(\$962)	(\$1,697)	(\$2,200)	(\$2,200)
PW 100-17-729 (Facilities)	Expenses	100-17-729-32010	TECHNOLOGY EXPENSES	(\$13,203)	(\$16,554)	(\$23,852)	(\$54,357)
PW 100-17-729 (Facilities)	Expenses	100-17-729-32020	Technology Expense-Software Licenses	(\$3,991)	(\$5,591)	(\$2,500)	(\$7,500)
PW 100-17-729 (Facilities)	Expenses	100-17-729-32030	Copier Pool	\$0	\$0	\$0	(\$1,310)
PW 100-17-729 (Facilities)	Expenses	100-17-729-32360	Consulting Services	\$0	\$0	\$0	(\$15,000)
PW 100-17-729 (Facilities)	Expenses	100-17-729-32450	Contract Services	(\$283,488)	(\$311,220)	(\$340,500)	(\$520,000)
PW 100-17-729 (Facilities)	Expenses	100-17-729-32500	Professional & Specialized Ser	(\$11,303)	(\$10,546)	(\$10,000)	(\$10,000)
PW 100-17-729 (Facilities)	Expenses	100-17-729-32860	Rents & Leases - Other	(\$5,397)	(\$2,250)	(\$6,000)	(\$6,000)
PW 100-17-729 (Facilities)	Expenses	100-17-729-32950	Rents & Leases - Real Property	(\$8,920)	(\$3,947)	(\$9,000)	(\$16,000)
PW 100-17-729 (Facilities)	Expenses	100-17-729-33010	Small Tools & Instruments	(\$6,922)	(\$8,419)	(\$18,500)	(\$18,500)
PW 100-17-729 (Facilities)	Expenses	100-17-729-33120	Special Department Expense	(\$3,240)	(\$3,240)	(\$3,500)	(\$3,500)
PW 100-17-729 (Facilities)	Expenses	100-17-729-33350	Travel & Training Expense	(\$29)	(\$274)	(\$2,000)	(\$21,000)
PW 100-17-729 (Facilities)	Expenses	100-17-729-33351	Vehicle Fuel Costs	(\$45,343)	(\$53,685)	(\$50,000)	(\$60,000)
PW 100-17-729 (Facilities)	Expenses	100-17-729-33360	Motor Pool Expense	(\$85,635)	(\$69,095)	(\$97,914)	(\$259,081)
PW 100-17-729 (Facilities)	Expenses	100-17-729-33600	Utilities	(\$357,095)	(\$440,827)	(\$508,000)	(\$585,000)
PW 100-17-729 (Facilities)	Expenses	100-17-729-33602	Civic Center Utilities	\$0	\$0	\$0	\$0
PW 100-17-729 (Facilities)	Expenses	100-17-729-53030	Capital Equipment, \$5,000+	\$0	\$0	(\$25,000)	\$0
Total Revenues				\$51,571	\$94,074	\$50,000	\$60,000
Total Expenses				(\$2,982,034)	(\$3,066,280)	(\$3,135,837)	(\$3,654,607)
Net Cost				(\$2,930,463)	(\$2,972,206)	(\$3,085,837)	(\$3,594,607)

Roads and Infrastructure

Proposal	Type	Account String	Account Name	FY 2020-21	FY 2021-22	FY 2022-23	FY 2023-24
				Actuals	Actuals	Adopted Budget	Preliminary Budget
PW 180-31-725 (Road)	Revenues	180-31-725-12090	Road Privileges & Permits	\$5,808	\$8,580	\$8,000	\$8,000
PW 180-31-725 (Road)	Revenues	180-31-725-13010	Vehicle Code Fines	\$50,643	\$57,523	\$45,000	\$45,000
PW 180-31-725 (Road)	Revenues	180-31-725-14010	Interest Income	\$6,939	\$5,530	\$8,000	\$8,000
PW 180-31-725 (Road)	Revenues	180-31-725-15020	St: Hwy Users Tax 2104	\$1,958,787	\$2,092,596	\$2,271,483	\$2,200,000
PW 180-31-725 (Road)	Revenues	180-31-725-15040	St: Prop 1B Road Construction	\$0	\$0	\$115,000	\$0
PW 180-31-725 (Road)	Revenues	180-31-725-15042	St: Traffic Congestion Relief Loan Repay per SB1	\$0	\$0	\$0	\$0
PW 180-31-725 (Road)	Revenues	180-31-725-15090	St: Motor Vehicle In Lieu (Mvi	\$0	\$0	\$0	\$0
PW 180-31-725 (Road)	Revenues	180-31-725-15100	St: Rstp - Matching Funds	\$0	\$0	\$329,725	\$329,725
PW 180-31-725 (Road)	Revenues	180-31-725-15170	St: Stip-Aid For Construction	\$0	\$0	\$0	\$0
PW 180-31-725 (Road)	Revenues	180-31-725-15649	Fed: Transportation Enhancemnt	\$0	\$0	\$0	\$0
PW 180-31-725 (Road)	Revenues	180-31-725-15650	Fed: Federal Aid-Airports	\$0	\$0	\$0	\$0
PW 180-31-725 (Road)	Revenues	180-31-725-15651	Fed: Aid For Construction (Gti	\$0	\$0	\$0	\$0
PW 180-31-725 (Road)	Revenues	180-31-725-15680	Fed: Forest Reserve	\$329,172	\$355,576	\$330,000	\$330,000
PW 180-31-725 (Road)	Revenues	180-31-725-15900	Oth: Other Govt Agencies	\$19,275	\$52,609	\$73,000	\$20,000
PW 180-31-725 (Road)	Revenues	180-31-725-16090	Labor Reimbursement/Facilities	\$0	\$0	\$0	\$0
PW 180-31-725 (Road)	Revenues	180-31-725-16250	Road And Street Services	\$76,245	\$150,993	\$80,850	\$80,000
PW 180-31-725 (Road)	Revenues	180-31-725-16950	Inter-Fund Revenue	\$696,520	\$753,268	\$445,500	\$300,000
PW 180-31-725 (Road)	Revenues	180-31-725-17010	Miscellaneous Revenue	\$2,392	\$0	\$0	\$0
PW 180-31-725 (Road)	Revenues	180-31-725-17020	Prior Year Revenue	\$0	\$0	\$0	\$0
PW 180-31-725 (Road)	Revenues	180-31-725-17050	Donations & Contributions	\$0	\$0	\$0	\$0
PW 180-31-725 (Road)	Revenues	180-31-725-17250	Judgments, Damages & Settlemen	\$0	\$0	\$0	\$0
PW 180-31-725 (Road)	Revenues	180-31-725-18000	Other Financing Sources	\$0	\$0	\$0	\$0
PW 180-31-725 (Road)	Revenues	180-31-725-18010	Sale Of Surplus Assets	\$29,308	\$25,527	\$85,000	\$60,000
PW 180-31-725 (Road)	Revenues	180-31-725-18100	Operating Transfers In	\$522,033	\$522,033	\$522,033	\$522,033
PW 180-31-725 (Road)	Expenses	180-31-725-21100	Permanent	(\$1,244,785)	(\$1,470,249)	(\$1,457,082)	(\$1,493,303)
PW 180-31-725 (Road)	Expenses	180-31-725-21103	Education Add-on Pay	\$0	\$0	\$0	\$0
PW 180-31-725 (Road)	Expenses	180-31-725-21104	Bilingual	\$0	\$0	\$0	(\$750)
PW 180-31-725 (Road)	Expenses	180-31-725-21106	Cash-outs (Vac, SL, Comp)	\$0	\$0	\$0	\$0
PW 180-31-725 (Road)	Expenses	180-31-725-21120	Overtime	(\$18,631)	(\$15,250)	(\$30,000)	(\$5,914)
PW 180-31-725 (Road)	Expenses	180-31-725-21130	Auto Allowance	\$0	\$0	\$0	\$0
PW 180-31-725 (Road)	Expenses	180-31-725-21410	Holiday Pay	\$0	\$0	\$0	\$0
PW 180-31-725 (Road)	Expenses	180-31-725-22100	Other Employee Benefits	(\$166,504)	(\$169,725)	(\$65,563)	\$0
PW 180-31-725 (Road)	Expenses	180-31-725-22101	Medicare	\$0	\$0	\$0	(\$21,664)
PW 180-31-725 (Road)	Expenses	180-31-725-22102	Social Security (FICA)	\$0	\$0	\$0	\$0
PW 180-31-725 (Road)	Expenses	180-31-725-22103	401a Contributions	\$0	\$0	\$0	(\$22,612)
PW 180-31-725 (Road)	Expenses	180-31-725-22105	State Disability	\$0	\$0	\$0	(\$17,877)
PW 180-31-725 (Road)	Expenses	180-31-725-22106	Unemployment	\$0	\$0	\$0	(\$1,494)
PW 180-31-725 (Road)	Expenses	180-31-725-22109	Cellphone Stipends	\$0	\$0	\$0	(\$8,818)
PW 180-31-725 (Road)	Expenses	180-31-725-22110	Health (Medical-Dental-Vision)	(\$311,724)	(\$375,687)	(\$467,306)	(\$544,803)
PW 180-31-725 (Road)	Expenses	180-31-725-22120	Pension	(\$363,371)	(\$439,513)	(\$421,876)	(\$441,493)
PW 180-31-725 (Road)	Expenses	180-31-725-22125	PRST Contribution	\$0	\$0	\$0	\$0
PW 180-31-725 (Road)	Expenses	180-31-725-30120	Uniform Allowance	(\$12,989)	(\$14,990)	(\$12,000)	(\$10,000)
PW 180-31-725 (Road)	Expenses	180-31-725-30280	Telephone/Communications	(\$14,306)	(\$15,281)	(\$23,818)	(\$20,000)
PW 180-31-725 (Road)	Expenses	180-31-725-30350	Household Expenses	(\$6,623)	(\$7,868)	(\$8,000)	(\$5,000)
PW 180-31-725 (Road)	Expenses	180-31-725-30500	Workers' Comp Ins Expense	(\$74,084)	(\$72,082)	(\$62,031)	(\$59,492)
PW 180-31-725 (Road)	Expenses	180-31-725-30510	Liability Insurance Expense	(\$70,772)	(\$93,896)	(\$203,337)	(\$134,678)
PW 180-31-725 (Road)	Expenses	180-31-725-31200	Equip Maintenance & Repair	(\$154,107)	(\$209,882)	(\$225,000)	(\$350,000)
PW 180-31-725 (Road)	Expenses	180-31-725-31400	Building/Land Maint & Repair	(\$13)	\$0	\$0	\$0
PW 180-31-725 (Road)	Expenses	180-31-725-31700	Membership Fees	\$0	\$0	\$0	\$0
PW 180-31-725 (Road)	Expenses	180-31-725-32000	Office Expense	(\$3,902)	(\$5,155)	(\$6,000)	(\$6,000)
PW 180-31-725 (Road)	Expenses	180-31-725-32010	TECHNOLOGY EXPENSES	(\$19,633)	(\$30,607)	(\$36,900)	(\$38,705)
PW 180-31-725 (Road)	Expenses	180-31-725-32020	Technology Expense-Software Licenses	(\$4,090)	(\$5,591)	(\$9,000)	(\$10,000)
PW 180-31-725 (Road)	Expenses	180-31-725-32030	Copier Pool	\$0	\$0	\$0	(\$500)
PW 180-31-725 (Road)	Expenses	180-31-725-32360	Consulting Services	\$0	\$0	\$0	\$0
PW 180-31-725 (Road)	Expenses	180-31-725-32450	Contract Services	(\$4,946)	(\$5,547)	(\$15,000)	(\$25,000)
PW 180-31-725 (Road)	Expenses	180-31-725-32500	Professional & Specialized Ser	(\$3,135)	(\$2,257)	(\$4,000)	(\$6,000)
PW 180-31-725 (Road)	Expenses	180-31-725-32800	Publications & Legal Notices	(\$1,703)	\$0	(\$500)	(\$500)
PW 180-31-725 (Road)	Expenses	180-31-725-32860	Rents & Leases - Other	(\$12,849)	(\$8,972)	(\$17,400)	(\$20,000)
PW 180-31-725 (Road)	Expenses	180-31-725-32950	Rents & Leases - Real Property	(\$648)	(\$661)	(\$700)	(\$1,000)
PW 180-31-725 (Road)	Expenses	180-31-725-33010	Small Tools & Instruments	(\$5,441)	(\$7,298)	(\$25,000)	(\$25,000)
PW 180-31-725 (Road)	Expenses	180-31-725-33120	Special Department Expense	(\$39,468)	(\$53,161)	(\$150,000)	(\$150,000)
PW 180-31-725 (Road)	Expenses	180-31-725-33350	Travel & Training Expense	(\$618)	(\$3,888)	(\$9,000)	(\$9,000)
PW 180-31-725 (Road)	Expenses	180-31-725-33351	Vehicle Fuel Costs	(\$509,772)	(\$796,885)	(\$521,000)	(\$500,000)
PW 180-31-725 (Road)	Expenses	180-31-725-33355	Meals - Mou	(\$280)	\$0	(\$500)	(\$1,000)
PW 180-31-725 (Road)	Expenses	180-31-725-33360	Motor Pool Expense	(\$179,269)	(\$241,718)	(\$228,277)	(\$572,625)
PW 180-31-725 (Road)	Expenses	180-31-725-33600	Utilities	(\$103,552)	(\$144,745)	(\$150,000)	(\$172,500)
PW 180-31-725 (Road)	Expenses	180-31-725-33699	Inventory Depleted/Added	(\$67,152)	\$68,721	\$0	\$0
PW 180-31-725 (Road)	Expenses	180-31-725-47010	Contributions To Other Governm	\$0	\$0	\$0	\$0

Roads and Infrastructure

PW 180-31-725 (Road)	Expenses	180-31-725-52010	Land & Improvements	\$0	\$0	\$0	\$0
PW 180-31-725 (Road)	Expenses	180-31-725-53010	Capital Equipment: Vehicles	\$0	\$0	\$0	\$0
PW 180-31-725 (Road)	Expenses	180-31-725-53020	Capital Equipment, Constructio	(\$17,214)	(\$3,567)	(\$60,000)	\$0
PW 180-31-725 (Road)	Expenses	180-31-725-53030	Capital Equipment, \$5,000+	(\$10,410)	(\$9,076)	\$0	\$0
PW 180-31-725 (Road)	Expenses	180-31-725-60100	Operating Transfers Out	\$0	(\$25,527)	(\$165,000)	\$0
PW 180-31-725 (Road)	Expenses	180-31-725-60110	Civic Center Rent	\$0	\$0	\$0	\$0
PW 180-31-725 (Road)	Expenses	180-31-725-70500	Credit Card Clearing Account	\$0	\$0	\$0	\$0
PW 180-31-725 (Road)	Expenses	180-31-725-72960	A-87 Indirect Costs	(\$251,179)	(\$296,476)	(\$263,738)	(\$302,853)
PW 180-31-725 (Road)	Expenses	180-31-725-91010	Contingency	\$0	\$0	\$0	\$0
Total Revenues				\$3,697,122	\$4,024,234	\$4,313,591	\$3,902,758
Total Expenses				(\$3,673,168)	(\$4,456,831)	(\$4,638,028)	(\$4,978,580)
Net Cost				\$23,954	(\$432,596)	(\$324,437)	(\$1,075,822)

Roads and Infrastructure

Proposal	Type	Account String	Account Name	FY 2020-21	FY 2021-22	FY 2022-23	FY 2023-24
				Actuals	Actuals	Adopted Budget	Preliminary Budget
PW 600-32-760 (Airport Enterprise)	Revenues	600-32-760-14010	Interest Income	\$218	\$297	\$0	\$200
PW 600-32-760 (Airport Enterprise)	Revenues	600-32-760-14050	Rental Income	\$1,200	\$3,169	\$1,200	\$1,642
PW 600-32-760 (Airport Enterprise)	Revenues	600-32-760-15010	St: State Aid-Airports	\$20,000	\$0	\$20,000	\$20,000
PW 600-32-760 (Airport Enterprise)	Revenues	600-32-760-15011	St: State Grants-Airports	\$0	\$0	\$0	\$0
PW 600-32-760 (Airport Enterprise)	Revenues	600-32-760-15650	Fed: Federal Aid-Airports	\$0	\$0	\$0	\$0
PW 600-32-760 (Airport Enterprise)	Revenues	600-32-760-16415	Airport Fees	\$3,555	\$154	\$4,000	\$1,000
PW 600-32-760 (Airport Enterprise)	Revenues	600-32-760-17010	Miscellaneous Revenue	\$0	\$0	\$0	\$0
PW 600-32-760 (Airport Enterprise)	Revenues	600-32-760-17020	Prior Year Revenue	\$0	\$0	\$0	\$0
PW 600-32-760 (Airport Enterprise)	Revenues	600-32-760-18100	Operating Transfers In	\$37,000	\$0	\$0	\$0
PW 600-32-760 (Airport Enterprise)	Expenses	600-32-760-21100	Permanent	\$0	\$0	\$0	\$0
PW 600-32-760 (Airport Enterprise)	Expenses	600-32-760-22100	Other Employee Benefits	\$0	\$0	\$0	\$0
PW 600-32-760 (Airport Enterprise)	Expenses	600-32-760-30270	Administration Expense	\$0	\$0	\$0	\$0
PW 600-32-760 (Airport Enterprise)	Expenses	600-32-760-30280	Telephone/Communications	(\$1,495)	(\$882)	(\$1,500)	\$0
PW 600-32-760 (Airport Enterprise)	Expenses	600-32-760-30510	Liability Insurance Expense	(\$2,987)	(\$3,435)	(\$3,607)	(\$3,967)
PW 600-32-760 (Airport Enterprise)	Expenses	600-32-760-31400	Building/Land Maint & Repair	(\$52,358)	(\$8,638)	(\$20,000)	(\$30,000)
PW 600-32-760 (Airport Enterprise)	Expenses	600-32-760-32002	Aviation Fuel	(\$2,756)	\$0	\$0	\$0
PW 600-32-760 (Airport Enterprise)	Expenses	600-32-760-32950	Rents & Leases - Real Property	(\$2,264)	(\$2,309)	(\$2,500)	(\$2,500)
PW 600-32-760 (Airport Enterprise)	Expenses	600-32-760-33120	Special Department Expense	(\$844)	(\$250)	(\$1,300)	(\$1,300)
PW 600-32-760 (Airport Enterprise)	Expenses	600-32-760-33350	Travel & Training Expense	\$0	\$0	\$0	\$0
PW 600-32-760 (Airport Enterprise)	Expenses	600-32-760-33600	Utilities	(\$3,761)	(\$3,107)	(\$3,500)	(\$3,500)
PW 600-32-760 (Airport Enterprise)	Expenses	600-32-760-52011	Buildings & Improvements	\$0	\$0	\$0	\$0
PW 600-32-760 (Airport Enterprise)	Expenses	600-32-760-53030	Capital Equipment, \$5,000+	\$0	\$0	\$0	\$0
PW 600-32-760 (Airport Enterprise)	Expenses	600-32-760-60110	Civic Center Rent	\$0	\$0	\$0	\$0
PW 600-32-760 (Airport Enterprise)	Expenses	600-32-760-72960	A-87 Indirect Costs	(\$7,135)	(\$312)	(\$7,492)	(\$7,492)
Total Revenues				\$61,973	\$3,620	\$25,200	\$22,842
Total Expenses				(\$73,598)	(\$18,933)	(\$39,899)	(\$48,759)
Net Cost				(\$11,625)	(\$15,313)	(\$14,699)	(\$25,917)

Roads and Infrastructure

Proposal	Type	Account String	Account Name	FY 2020-21	FY 2021-22	FY 2022-23	FY 2023-24
				Actuals	Actuals	Adopted Budget	Preliminary Budget
PW 610-27-700 (Cemetery Enterprise Fund)	Revenues	610-27-700-14010	Interest Income	\$612	\$652	\$300	\$1,200
PW 610-27-700 (Cemetery Enterprise Fund)	Revenues	610-27-700-16400	Cemetery Plot Fees	\$6,100	\$11,050	\$5,000	\$5,000
PW 610-27-700 (Cemetery Enterprise Fund)	Revenues	610-27-700-16403	Cemetery Endowment Fees	\$0	\$0	\$0	\$0
PW 610-27-700 (Cemetery Enterprise Fund)	Revenues	610-27-700-16404	Cemetery headstones	\$300	\$0	\$0	\$0
PW 610-27-700 (Cemetery Enterprise Fund)	Revenues	610-27-700-17010	Miscellaneous Revenue	\$0	\$0	\$0	\$0
PW 610-27-700 (Cemetery Enterprise Fund)	Revenues	610-27-700-17050	Donations & Contributions	\$0	\$0	\$0	\$0
PW 610-27-700 (Cemetery Enterprise Fund)	Revenues	610-27-700-18100	Operating Transfers In	\$0	\$0	\$0	\$0
PW 610-27-700 (Cemetery Enterprise Fund)	Expenses	610-27-700-30350	Household Expenses	\$0	\$0	\$0	\$0
PW 610-27-700 (Cemetery Enterprise Fund)	Expenses	610-27-700-30510	Liability Insurance Expense	\$0	(\$340)	\$0	\$0
PW 610-27-700 (Cemetery Enterprise Fund)	Expenses	610-27-700-31400	Building/Land Maint & Repair	(\$3,015)	(\$4,305)	(\$17,000)	(\$5,000)
PW 610-27-700 (Cemetery Enterprise Fund)	Expenses	610-27-700-32450	Contract Services	\$0	\$0	(\$5,000)	(\$20,000)
PW 610-27-700 (Cemetery Enterprise Fund)	Expenses	610-27-700-33136	Spec Dept - Burial Expenses	\$0	(\$1,490)	\$0	\$0
PW 610-27-700 (Cemetery Enterprise Fund)	Expenses	610-27-700-33600	Utilities	(\$122)	(\$127)	(\$200)	\$0
PW 610-27-700 (Cemetery Enterprise Fund)	Expenses	610-27-700-53030	Capital Equipment, \$5,000+	\$0	\$0	\$0	\$0
PW 610-27-700 (Cemetery Enterprise Fund)	Expenses	610-27-700-60110	Civic Center Rent	\$0	\$0	\$0	\$0
PW 610-27-700 (Cemetery Enterprise Fund)	Expenses	610-27-700-72960	A-87 Indirect Costs	\$0	\$0	\$0	\$0
Total Revenues				\$7,012	\$11,702	\$5,300	\$6,200
Total Expenses				(\$3,138)	(\$6,261)	(\$22,200)	(\$25,000)
Net Cost				\$3,874	\$5,440	(\$16,900)	(\$18,800)

Roads and Infrastructure

Proposal	Type	Account String	Account Name	FY 2020-21	FY 2021-22	FY 2022-23	FY 2023-24
				Actuals	Actuals	Adopted Budget	Preliminary Budget
PW 605-71-740 (Campground Enterprise Fund)	Revenues	605-71-740-14010	Interest Income	\$1,575	\$1,668	\$1,000	\$2,000
PW 605-71-740 (Campground Enterprise Fund)	Revenues	605-71-740-16401	Campground Fees	\$56,051	\$48,510	\$40,000	\$40,000
PW 605-71-740 (Campground Enterprise Fund)	Revenues	605-71-740-18100	Operating Transfers In	\$0	\$0	\$0	\$0
PW 605-71-740 (Campground Enterprise Fund)	Expenses	605-71-740-30280	Telephone/Communications	\$0	\$0	\$0	\$0
PW 605-71-740 (Campground Enterprise Fund)	Expenses	605-71-740-30350	Household Expenses	\$0	\$0	\$0	\$0
PW 605-71-740 (Campground Enterprise Fund)	Expenses	605-71-740-30510	Liability Insurance Expense	\$0	\$0	\$0	\$0
PW 605-71-740 (Campground Enterprise Fund)	Expenses	605-71-740-31400	Building/Land Maint & Repair	(\$4,879)	\$11	(\$5,000)	(\$5,000)
PW 605-71-740 (Campground Enterprise Fund)	Expenses	605-71-740-32000	Office Expense	(\$6)	(\$762)	(\$1,000)	\$0
PW 605-71-740 (Campground Enterprise Fund)	Expenses	605-71-740-32010	TECHNOLOGY EXPENSES	\$0	\$0	\$0	\$0
PW 605-71-740 (Campground Enterprise Fund)	Expenses	605-71-740-32030	Copier Pool	\$0	\$0	\$0	\$0
PW 605-71-740 (Campground Enterprise Fund)	Expenses	605-71-740-32450	Contract Services	(\$16,279)	(\$24,134)	(\$20,000)	(\$28,000)
PW 605-71-740 (Campground Enterprise Fund)	Expenses	605-71-740-32860	Rents & Leases - Other	\$0	\$0	\$0	\$0
PW 605-71-740 (Campground Enterprise Fund)	Expenses	605-71-740-32950	Rents & Leases - Real Property	(\$1,508)	(\$788)	(\$1,600)	(\$2,000)
PW 605-71-740 (Campground Enterprise Fund)	Expenses	605-71-740-33119	Tot Expenses	(\$6,542)	(\$6,022)	(\$8,000)	(\$9,000)
PW 605-71-740 (Campground Enterprise Fund)	Expenses	605-71-740-33120	Special Department Expense	\$0	\$0	\$0	\$0
PW 605-71-740 (Campground Enterprise Fund)	Expenses	605-71-740-33350	Travel & Training Expense	\$0	\$0	\$0	\$0
PW 605-71-740 (Campground Enterprise Fund)	Expenses	605-71-740-39000	Depreciation Expense	\$0	\$0	\$0	\$0
PW 605-71-740 (Campground Enterprise Fund)	Expenses	605-71-740-39005	Capital Asset Offset	\$0	\$0	\$0	\$0
PW 605-71-740 (Campground Enterprise Fund)	Expenses	605-71-740-39010	Net Book Retired Assets	\$0	\$0	\$0	\$0
PW 605-71-740 (Campground Enterprise Fund)	Expenses	605-71-740-39015	Net Book Transferred Assets	\$0	\$0	\$0	\$0
PW 605-71-740 (Campground Enterprise Fund)	Expenses	605-71-740-60110	Civic Center Rent	\$0	\$0	\$0	\$0
PW 605-71-740 (Campground Enterprise Fund)	Expenses	605-71-740-72960	A-87 Indirect Costs	(\$4,350)	(\$3,923)	(\$4,568)	\$0
Total Revenues				\$57,626	\$50,178	\$41,000	\$42,000
Total Expenses				(\$33,563)	(\$35,619)	(\$40,168)	(\$44,000)
Net Cost				\$24,063	\$14,559	\$832	(\$2,000)

Roads and Infrastructure

Proposal	Type	Account String	Account Name	FY 2020-21	FY 2021-22	FY 2022-23	FY 2023-24
				Actuals	Actuals	Adopted Budget	Preliminary Budget
PW 169-11-020 (Public Safety Power Shutoff)	Revenues	169-11-020-14010	Interest Income	\$1,697	\$725	\$0	\$0
PW 169-11-020 (Public Safety Power Shutoff)	Revenues	169-11-020-15202	St: Misc State Grants	\$76,756	\$0	\$0	\$0
PW 169-11-020 (Public Safety Power Shutoff)	Expenses	169-11-020-31400	Building/Land Maint & Repair	(\$6,691)	(\$2,418)	\$0	\$0
PW 169-11-020 (Public Safety Power Shutoff)	Expenses	169-11-020-33120	Special Department Expense	\$0	\$0	\$0	\$0
PW 169-11-020 (Public Safety Power Shutoff)	Expenses	169-11-020-53020	Capital Equipment, Constructio	\$0	\$0	\$0	\$0
PW 169-11-020 (Public Safety Power Shutoff)	Expenses	169-11-020-53022	Fixed Assets: Buildings	\$0	\$0	\$0	\$0
PW 169-11-020 (Public Safety Power Shutoff)	Expenses	169-11-020-53030	Capital Equipment, \$5,000+	(\$63,608)	(\$66,537)	(\$20,000)	\$0
PW 169-11-020 (Public Safety Power Shutoff)	Expenses	169-11-020-60100	Operating Transfers Out	\$0	\$0	(\$25,000)	\$0
Total Revenues				\$78,453	\$725	\$0	\$0
Total Expenses				(\$70,298)	(\$68,954)	(\$45,000)	\$0
Net Cost				\$8,155	(\$68,230)	(\$45,000)	\$0

Roads and Infrastructure

Proposal	Type	Account String	Account Name	FY 2020-21	FY 2021-22	FY 2022-23	FY 2023-24
				Actuals	Actuals	Adopted Budget	Preliminary Budget
PW 615-44-755 (Solid Waste Enterprise)	Revenues	615-44-755-12110	Non-Resident Landfill Permits	\$780	\$720	\$1,000	\$600
PW 615-44-755 (Solid Waste Enterprise)	Revenues	615-44-755-12145	Solid Waste Building Permits	\$0	\$0	\$0	\$0
PW 615-44-755 (Solid Waste Enterprise)	Revenues	615-44-755-12200	Franchise Permits	\$145,892	\$149,000	\$121,000	\$121,000
PW 615-44-755 (Solid Waste Enterprise)	Revenues	615-44-755-13120	Fines, Forfeits & Penalties	\$0	\$0	\$0	\$0
PW 615-44-755 (Solid Waste Enterprise)	Revenues	615-44-755-14010	Interest Income	\$12,751	\$1,365	\$2,000	\$0
PW 615-44-755 (Solid Waste Enterprise)	Revenues	615-44-755-14020	Unrealized Gain/Loss	\$0	\$0	\$0	\$0
PW 615-44-755 (Solid Waste Enterprise)	Revenues	615-44-755-15082	St: Hazardous Waste Grant	\$0	\$0	\$0	\$0
PW 615-44-755 (Solid Waste Enterprise)	Revenues	615-44-755-15092	St: Used Oil Block Grant	\$0	\$0	\$0	\$0
PW 615-44-755 (Solid Waste Enterprise)	Revenues	615-44-755-15094	St: Bottle Bill Grant	\$10,000	\$10,000	\$10,000	\$10,000
PW 615-44-755 (Solid Waste Enterprise)	Revenues	615-44-755-15380	St: Oil Opportunity Grant	\$10,000	\$10,000	\$10,000	\$10,000
PW 615-44-755 (Solid Waste Enterprise)	Revenues	615-44-755-15900	Oth: Other Govt Agencies	\$0	\$0	\$0	\$0
PW 615-44-755 (Solid Waste Enterprise)	Revenues	615-44-755-16020	Solid Waste Parcel Fees	\$46,341	\$44,859	\$45,000	\$45,000
PW 615-44-755 (Solid Waste Enterprise)	Revenues	615-44-755-16023	Solid Waste Tipping Fees	\$1,878,387	\$1,907,560	\$1,001,175	\$1,400,000
PW 615-44-755 (Solid Waste Enterprise)	Revenues	615-44-755-16024	Sw White Goods Disposal Fees	\$0	\$0	\$0	\$0
PW 615-44-755 (Solid Waste Enterprise)	Revenues	615-44-755-16025	Sludge Maintenance Fee	\$131,154	\$1,052	\$0	\$800
PW 615-44-755 (Solid Waste Enterprise)	Revenues	615-44-755-16199	Charges for Services - Interfund Transfers	\$19,547	\$10,226	\$0	\$0
PW 615-44-755 (Solid Waste Enterprise)	Revenues	615-44-755-17010	Miscellaneous Revenue	\$10,172	\$31,983	\$55,538	\$5,000
PW 615-44-755 (Solid Waste Enterprise)	Revenues	615-44-755-17020	Prior Year Revenue	\$0	\$0	\$0	\$0
PW 615-44-755 (Solid Waste Enterprise)	Revenues	615-44-755-17250	Judgments, Damages & Settlements	\$0	\$0	\$0	\$0
PW 615-44-755 (Solid Waste Enterprise)	Revenues	615-44-755-18010	Sale Of Surplus Assets	\$0	\$0	\$30,000	\$30,000
PW 615-44-755 (Solid Waste Enterprise)	Revenues	615-44-755-18100	Operating Transfers In	\$0	\$0	\$350,000	\$350,000
PW 615-44-755 (Solid Waste Enterprise)	Revenues	615-44-755-18150	Long Term Debt Proceeds	\$0	\$0	\$0	\$0
PW 615-44-755 (Solid Waste Enterprise)	Expenses	615-44-755-21100	Permanent	(\$516,201)	(\$604,615)	(\$552,567)	(\$561,141)
PW 615-44-755 (Solid Waste Enterprise)	Expenses	615-44-755-21103	Education Add-on Pay	\$0	\$0	\$0	\$0
PW 615-44-755 (Solid Waste Enterprise)	Expenses	615-44-755-21104	Bilingual	\$0	\$0	\$0	(\$1,200)
PW 615-44-755 (Solid Waste Enterprise)	Expenses	615-44-755-21106	Cash-outs (Vac, SL, Comp)	\$0	\$0	\$0	\$0
PW 615-44-755 (Solid Waste Enterprise)	Expenses	615-44-755-21120	Overtime	(\$2,157)	(\$2,435)	(\$4,512)	(\$5,512)
PW 615-44-755 (Solid Waste Enterprise)	Expenses	615-44-755-21130	Auto Allowance	\$0	\$0	\$0	\$0
PW 615-44-755 (Solid Waste Enterprise)	Expenses	615-44-755-21410	Holiday Pay	(\$8,334)	(\$7,376)	(\$8,000)	(\$8,000)
PW 615-44-755 (Solid Waste Enterprise)	Expenses	615-44-755-22100	Other Employee Benefits	(\$73,740)	(\$36,194)	(\$17,620)	\$0
PW 615-44-755 (Solid Waste Enterprise)	Expenses	615-44-755-22101	Medicare	\$0	\$0	\$0	(\$8,154)
PW 615-44-755 (Solid Waste Enterprise)	Expenses	615-44-755-22102	Social Security (FICA)	\$0	\$0	\$0	\$0
PW 615-44-755 (Solid Waste Enterprise)	Expenses	615-44-755-22103	401a Contributions	\$0	\$0	\$0	(\$2,266)
PW 615-44-755 (Solid Waste Enterprise)	Expenses	615-44-755-22105	State Disability	\$0	\$0	\$0	(\$6,696)
PW 615-44-755 (Solid Waste Enterprise)	Expenses	615-44-755-22106	Unemployment	\$0	\$0	\$0	(\$562)
PW 615-44-755 (Solid Waste Enterprise)	Expenses	615-44-755-22109	Cellphone Stipends	\$0	\$0	\$0	(\$1,077)
PW 615-44-755 (Solid Waste Enterprise)	Expenses	615-44-755-22110	Health (Medical-Dental-Vision)	(\$124,915)	(\$126,003)	(\$150,903)	(\$154,439)
PW 615-44-755 (Solid Waste Enterprise)	Expenses	615-44-755-22120	Pension	(\$74,895)	(\$25,291)	(\$159,987)	(\$141,638)
PW 615-44-755 (Solid Waste Enterprise)	Expenses	615-44-755-22125	PRST Contribution	\$0	\$0	\$0	\$0
PW 615-44-755 (Solid Waste Enterprise)	Expenses	615-44-755-30000	Investment Expense	\$0	\$0	\$0	\$0
PW 615-44-755 (Solid Waste Enterprise)	Expenses	615-44-755-30120	Uniform Allowance	\$0	\$0	\$0	\$0
PW 615-44-755 (Solid Waste Enterprise)	Expenses	615-44-755-30122	Uniform/Safety Gear	(\$7,624)	(\$8,292)	(\$5,000)	(\$9,000)
PW 615-44-755 (Solid Waste Enterprise)	Expenses	615-44-755-30270	Administration Expense	\$0	\$0	\$0	\$0
PW 615-44-755 (Solid Waste Enterprise)	Expenses	615-44-755-30280	Telephone/Communications	(\$2,780)	(\$2,788)	(\$3,237)	(\$5,000)
PW 615-44-755 (Solid Waste Enterprise)	Expenses	615-44-755-30350	Household Expenses	(\$709)	(\$1,463)	(\$1,100)	(\$1,100)
PW 615-44-755 (Solid Waste Enterprise)	Expenses	615-44-755-30500	Workers' Comp Ins Expense	(\$41,194)	(\$41,487)	(\$67,131)	(\$9,092)
PW 615-44-755 (Solid Waste Enterprise)	Expenses	615-44-755-30510	Liability Insurance Expense	(\$110,354)	(\$197,324)	(\$58,501)	(\$64,637)
PW 615-44-755 (Solid Waste Enterprise)	Expenses	615-44-755-31200	Equip Maintenance & Repair	(\$102,082)	(\$62,069)	(\$70,000)	(\$85,000)
PW 615-44-755 (Solid Waste Enterprise)	Expenses	615-44-755-31400	Building/Land Maint & Repair	(\$14,406)	(\$20,471)	(\$7,000)	(\$10,000)
PW 615-44-755 (Solid Waste Enterprise)	Expenses	615-44-755-31700	Membership Fees	(\$3,000)	(\$6,000)	(\$8,000)	(\$8,000)
PW 615-44-755 (Solid Waste Enterprise)	Expenses	615-44-755-32000	Office Expense	(\$10,269)	(\$11,081)	(\$10,000)	(\$10,000)
PW 615-44-755 (Solid Waste Enterprise)	Expenses	615-44-755-32010	TECHNOLOGY EXPENSES	(\$5,134)	(\$8,119)	(\$12,659)	(\$14,017)
PW 615-44-755 (Solid Waste Enterprise)	Expenses	615-44-755-32020	Technology Expense-Software Licenses	(\$3,892)	(\$3,195)	(\$5,000)	(\$5,000)
PW 615-44-755 (Solid Waste Enterprise)	Expenses	615-44-755-32030	Copier Pool	\$0	\$0	\$0	(\$750)
PW 615-44-755 (Solid Waste Enterprise)	Expenses	615-44-755-32450	Contract Services	(\$458,837)	(\$406,072)	(\$354,000)	(\$420,000)
PW 615-44-755 (Solid Waste Enterprise)	Expenses	615-44-755-32500	Professional & Specialized Ser	(\$248,199)	(\$158,124)	(\$203,000)	(\$150,000)
PW 615-44-755 (Solid Waste Enterprise)	Expenses	615-44-755-32800	Publications & Legal Notices	\$0	(\$652)	(\$500)	(\$500)
PW 615-44-755 (Solid Waste Enterprise)	Expenses	615-44-755-32860	Rents & Leases - Other	\$0	\$0	\$0	\$0
PW 615-44-755 (Solid Waste Enterprise)	Expenses	615-44-755-32950	Rents & Leases - Real Property	(\$8,125)	(\$8,380)	(\$8,500)	(\$8,500)
PW 615-44-755 (Solid Waste Enterprise)	Expenses	615-44-755-33010	Small Tools & Instruments	(\$1,307)	(\$1,150)	(\$1,500)	(\$1,500)
PW 615-44-755 (Solid Waste Enterprise)	Expenses	615-44-755-33120	Special Department Expense	(\$426,936)	(\$326,665)	(\$365,538)	(\$120,000)
PW 615-44-755 (Solid Waste Enterprise)	Expenses	615-44-755-33350	Travel & Training Expense	(\$3,907)	(\$3,593)	(\$8,300)	(\$6,000)
PW 615-44-755 (Solid Waste Enterprise)	Expenses	615-44-755-33351	Vehicle Fuel Costs	(\$56,203)	(\$79,186)	(\$65,000)	(\$75,000)
PW 615-44-755 (Solid Waste Enterprise)	Expenses	615-44-755-33360	Motor Pool Expense	(\$30,308)	(\$26,535)	(\$46,344)	(\$56,291)
PW 615-44-755 (Solid Waste Enterprise)	Expenses	615-44-755-33600	Utilities	(\$2,608)	(\$3,633)	(\$3,300)	(\$3,795)
PW 615-44-755 (Solid Waste Enterprise)	Expenses	615-44-755-33699	Inventory Depleted/Added	\$1,217	(\$2,058)	\$0	\$0
PW 615-44-755 (Solid Waste Enterprise)	Expenses	615-44-755-35200	Bond Expenses	\$0	\$0	\$0	\$0
PW 615-44-755 (Solid Waste Enterprise)	Expenses	615-44-755-35210	Bond/Loan Interest	(\$60,184)	(\$48,665)	(\$50,662)	(\$50,662)
PW 615-44-755 (Solid Waste Enterprise)	Expenses	615-44-755-35215	Compensated Absences	\$0	\$0	\$0	\$0
PW 615-44-755 (Solid Waste Enterprise)	Expenses	615-44-755-39000	Depreciation Expense	(\$48,420)	(\$77,483)	\$0	\$0
PW 615-44-755 (Solid Waste Enterprise)	Expenses	615-44-755-39005	Capital Asset Offset	\$0	\$0	\$0	\$0
PW 615-44-755 (Solid Waste Enterprise)	Expenses	615-44-755-39010	Net Book Retired Assets	\$0	\$0	\$0	\$0
PW 615-44-755 (Solid Waste Enterprise)	Expenses	615-44-755-39015	Net Book Transferred Assets	\$0	\$0	\$0	\$0
PW 615-44-755 (Solid Waste Enterprise)	Expenses	615-44-755-52010	Land & Improvements	(\$5,987)	\$0	(\$350,000)	(\$350,000)

Roads and Infrastructure

PW 615-44-755 (Solid Waste Enterprise)	Expenses	615-44-755-53010	Capital Equipment: Vehicles	\$0	\$0	\$0	\$0
PW 615-44-755 (Solid Waste Enterprise)	Expenses	615-44-755-53020	Capital Equipment, Constructio	\$0	\$0	\$0	\$0
PW 615-44-755 (Solid Waste Enterprise)	Expenses	615-44-755-53030	Capital Equipment, \$5,000+	(\$5,273)	(\$7,474)	\$0	\$0
PW 615-44-755 (Solid Waste Enterprise)	Expenses	615-44-755-60045	Bond/Loan Principle Repayment	\$0	\$0	(\$279,100)	(\$279,099)
PW 615-44-755 (Solid Waste Enterprise)	Expenses	615-44-755-60100	Operating Transfers Out	\$0	\$0	(\$30,000)	\$0
PW 615-44-755 (Solid Waste Enterprise)	Expenses	615-44-755-60109	Accelerated Landfill Closure Tr	\$0	\$0	\$0	\$0
PW 615-44-755 (Solid Waste Enterprise)	Expenses	615-44-755-60110	Civic Center Rent	\$0	\$0	\$0	\$0
PW 615-44-755 (Solid Waste Enterprise)	Expenses	615-44-755-70250	Prior Period Adjustments	\$0	\$0	\$0	\$0
PW 615-44-755 (Solid Waste Enterprise)	Expenses	615-44-755-70500	Credit Card Clearing Account	\$0	\$0	\$0	\$0
PW 615-44-755 (Solid Waste Enterprise)	Expenses	615-44-755-72960	A-87 Indirect Costs	(\$261,696)	(\$215,136)	(\$274,781)	(\$207,689)
PW 615-44-755 (Solid Waste Enterprise)	Expenses	615-44-755-91010	Contingency	\$0	\$0	\$0	\$0
Total Revenues				\$2,265,024	\$2,166,765	\$1,625,713	\$1,972,400
Total Expenses				(\$2,718,458)	(\$2,529,010)	(\$3,181,743)	(\$2,841,318)
Net Cost				(\$453,434)	(\$362,246)	(\$1,556,030)	(\$868,918)

Roads and Infrastructure

Proposal	Type	Account String	Account Name	FY 2020-21	FY 2021-22	FY 2022-23	FY 2023-24
				Actuals	Actuals	Adopted Budget	Preliminary Budget
PW 617-44-755 (Solid Waste Accelerated Landfill closure)	Revenues	617-44-755-14010	Interest Income	\$31,355	\$31,688	\$0	\$0
PW 617-44-755 (Solid Waste Accelerated Landfill closure)	Revenues	617-44-755-18100	Operating Transfers In	\$0	\$0	\$0	\$0
PW 617-44-755 (Solid Waste Accelerated Landfill closure)	Revenues	617-44-755-18109	Accelerated Landfill Closure Tr	\$500,000	\$0	\$150,000	\$150,000
PW 617-44-755 (Solid Waste Accelerated Landfill closure)	Expenses	617-44-755-60100	Operating Transfers Out	\$0	\$0	\$0	(\$150,000)
Total Revenues				\$531,355	\$31,688	\$150,000	\$150,000
Total Expenses				\$0	\$0	\$0	(\$150,000)
Net Cost				\$531,355	\$31,688	\$150,000	\$0

Roads and Infrastructure

Proposal	Type	Account String	Account Name	FY 2020-21	FY 2021-22	FY 2022-23	FY 2023-24
				Actuals	Actuals	Adopted Budget	Preliminary Budget
PW 616-44-755 (Solid Waste Special Revenue Fund)	Revenues	616-44-755-14010	Interest Income	\$48,974	\$54,112	\$0	\$0
PW 616-44-755 (Solid Waste Special Revenue Fund)	Revenues	616-44-755-16020	Solid Waste Parcel Fees	\$828,585	\$815,412	\$825,000	\$825,000
PW 616-44-755 (Solid Waste Special Revenue Fund)	Revenues	616-44-755-17010	Miscellaneous Revenue	\$0	\$0	\$0	\$0
PW 616-44-755 (Solid Waste Special Revenue Fund)	Expenses	616-44-755-33120	Special Department Expense	\$0	\$0	(\$325,000)	(\$325,000)
PW 616-44-755 (Solid Waste Special Revenue Fund)	Expenses	616-44-755-60050	Landfill Reserve Expense	\$0	\$0	\$0	\$0
PW 616-44-755 (Solid Waste Special Revenue Fund)	Expenses	616-44-755-60051	Landfill Closure Costs	(\$1,576,072)	(\$313,473)	\$0	(\$50,000)
PW 616-44-755 (Solid Waste Special Revenue Fund)	Expenses	616-44-755-60100	Operating Transfers Out	(\$500,000)	\$0	(\$500,000)	\$0
PW 616-44-755 (Solid Waste Special Revenue Fund)	Expenses	616-44-755-70250	Prior Period Adjustments	\$0	\$0	\$0	\$0
Total Revenues				\$877,558	\$869,524	\$825,000	\$825,000
Total Expenses				(\$2,076,072)	(\$313,473)	(\$825,000)	(\$375,000)
Net Cost				(\$1,198,514)	\$556,051	\$0	\$450,000

Roads and Infrastructure

Proposal	Type	Account String	Account Name	FY 2020-21	FY 2021-22	FY 2022-23	FY 2023-24
				Actuals	Actuals	Adopted Budget	Preliminary Budget
PW 171-27-250 (DIF)	Revenues	171-27-250-14010	Interest Income	\$2,860	\$2,686	\$0	\$2,000
PW 171-27-250 (DIF)	Revenues	171-27-250-16700	Developer Impact Fees	\$0	\$0	\$0	\$0
PW 171-27-250 (DIF)	Revenues	171-27-250-17010	Miscellaneous Revenue	\$0	\$0	\$0	\$0
PW 171-27-250 (DIF)	Expenses	171-27-250-52010	Land & Improvements	\$0	\$0	\$0	\$0
Total Revenues				\$2,860	\$2,686	\$0	\$2,000
Total Expenses				\$0	\$0	\$0	\$0
Net Cost				\$2,860	\$2,686	\$0	\$2,000

Health and Human Services

Proposal	Type	Account String	Account Name	FY 2020-21 Actuals	FY 2021-22 Actuals	FY 2022-23 Adopted Budget	FY 2023-24 Preliminary Budget
CA 100-55-073 (Veteran Services)	Revenues	100-55-073-15475	St: Office Of Veteran Affairs	\$0	\$0	\$0	\$0
CA 100-55-073 (Veteran Services)	Expenses	100-55-073-47010	Contributions To Other Governm	(\$39,157)	(\$53,316)	(\$50,000)	(\$50,000)
Total Revenues				\$0	\$0	\$0	\$0
Total Expenses				(\$39,157)	(\$53,316)	(\$50,000)	(\$50,000)
Net Cost				(\$39,157)	(\$53,316)	(\$50,000)	(\$50,000)

Health and Human Services

Proposal	Type	Account String	Account Name	FY 2020-21	FY 2021-22	FY 2022-23	FY 2023-24
				Actuals	Actuals	Adopted Budget	Preliminary Budget
BH 120-41-840 (Behavioral Health)	Revenues	120-41-840-13050	B/A 1463.14 Pc Fines	\$0	\$0	\$0	\$0
BH 120-41-840 (Behavioral Health)	Revenues	120-41-840-13065	Special Alcohol Fines	\$0	\$0	\$0	\$0
BH 120-41-840 (Behavioral Health)	Revenues	120-41-840-14010	Interest Income	\$121	(\$2,273)	\$0	\$0
BH 120-41-840 (Behavioral Health)	Revenues	120-41-840-15200	St: Medi-Cal Revenue	\$185,674	\$113,217	\$300,000	\$300,000
BH 120-41-840 (Behavioral Health)	Revenues	120-41-840-15220	St: Mental Health	\$0	\$516,262	\$450,345	\$251,759
BH 120-41-840 (Behavioral Health)	Revenues	120-41-840-15437	Realignment Backfill Support	\$62,909	\$0	\$0	\$0
BH 120-41-840 (Behavioral Health)	Revenues	120-41-840-15442	St: Realignment-Mh	\$467,915	\$549,693	\$561,300	\$651,719
BH 120-41-840 (Behavioral Health)	Revenues	120-41-840-16054	Client Fees	\$1,000	\$0	\$0	\$0
BH 120-41-840 (Behavioral Health)	Revenues	120-41-840-16199	Charges for Services - Interfund Transfers	\$0	\$0	\$0	\$0
BH 120-41-840 (Behavioral Health)	Revenues	120-41-840-16301	Mental Health Service Fees	\$0	\$2,322	\$2,000	\$2,000
BH 120-41-840 (Behavioral Health)	Revenues	120-41-840-16320	Fed: Probation Iv-E & Iv-Ea	\$0	\$0	\$0	\$0
BH 120-41-840 (Behavioral Health)	Revenues	120-41-840-16330	Sober Living Fees	\$0	\$0	\$0	\$0
BH 120-41-840 (Behavioral Health)	Revenues	120-41-840-17010	Miscellaneous Revenue	\$24,877	\$0	\$0	\$0
BH 120-41-840 (Behavioral Health)	Revenues	120-41-840-17020	Prior Year Revenue	\$1	\$0	\$0	\$0
BH 120-41-840 (Behavioral Health)	Revenues	120-41-840-18100	Operating Transfers In	\$512,691	\$7,149	\$300,519	\$83,112
BH 120-41-840 (Behavioral Health)	Expenses	120-41-840-21100	Permanent	(\$343,871)	(\$262,835)	(\$521,705)	(\$423,937)
BH 120-41-840 (Behavioral Health)	Expenses	120-41-840-21103	Education Add-on Pay	\$0	\$0	\$0	\$0
BH 120-41-840 (Behavioral Health)	Expenses	120-41-840-21104	Bilingual	\$0	\$0	\$0	(\$4,050)
BH 120-41-840 (Behavioral Health)	Expenses	120-41-840-21106	Cash-outs (Vac, SL, Comp)	\$0	\$0	\$0	\$0
BH 120-41-840 (Behavioral Health)	Expenses	120-41-840-21120	Overtime	(\$2,984)	(\$495)	(\$5,196)	(\$5,196)
BH 120-41-840 (Behavioral Health)	Expenses	120-41-840-21130	Auto Allowance	\$0	\$0	\$0	\$0
BH 120-41-840 (Behavioral Health)	Expenses	120-41-840-21410	Holiday Pay	\$0	\$0	\$0	\$0
BH 120-41-840 (Behavioral Health)	Expenses	120-41-840-22100	Other Employee Benefits	(\$42,151)	(\$30,072)	(\$20,811)	\$0
BH 120-41-840 (Behavioral Health)	Expenses	120-41-840-22101	Medicare	\$0	\$0	\$0	(\$5,100)
BH 120-41-840 (Behavioral Health)	Expenses	120-41-840-22102	Social Security (FICA)	\$0	\$0	\$0	\$0
BH 120-41-840 (Behavioral Health)	Expenses	120-41-840-22103	401a Contributions	\$0	\$0	\$0	(\$6,201)
BH 120-41-840 (Behavioral Health)	Expenses	120-41-840-22104	Life Insurance	\$0	\$0	\$0	(\$143)
BH 120-41-840 (Behavioral Health)	Expenses	120-41-840-22105	State Disability	\$0	\$0	\$0	(\$4,168)
BH 120-41-840 (Behavioral Health)	Expenses	120-41-840-22106	Unemployment	\$0	\$0	\$0	(\$352)
BH 120-41-840 (Behavioral Health)	Expenses	120-41-840-22109	Cellphone Stipends	\$0	\$0	\$0	(\$3,276)
BH 120-41-840 (Behavioral Health)	Expenses	120-41-840-22110	Health (Medical-Dental-Vision)	(\$55,548)	(\$36,831)	(\$98,695)	(\$61,923)
BH 120-41-840 (Behavioral Health)	Expenses	120-41-840-22120	Pension	(\$99,217)	(\$77,541)	(\$137,154)	(\$96,836)
BH 120-41-840 (Behavioral Health)	Expenses	120-41-840-22125	PRST Contribution	\$0	\$0	\$0	\$0
BH 120-41-840 (Behavioral Health)	Expenses	120-41-840-30120	Uniform Allowance	\$0	\$0	\$0	\$0
BH 120-41-840 (Behavioral Health)	Expenses	120-41-840-30280	Telephone/Communications	(\$4,559)	(\$4,868)	(\$5,500)	(\$2,375)
BH 120-41-840 (Behavioral Health)	Expenses	120-41-840-30350	Household Expenses	\$0	\$0	\$0	\$0
BH 120-41-840 (Behavioral Health)	Expenses	120-41-840-30500	Workers' Comp Ins Expense	(\$10,812)	(\$11,847)	(\$5,192)	(\$7,547)
BH 120-41-840 (Behavioral Health)	Expenses	120-41-840-30510	Liability Insurance Expense	(\$6,380)	(\$7,702)	(\$4,410)	(\$11,181)
BH 120-41-840 (Behavioral Health)	Expenses	120-41-840-31200	Equip Maintenance & Repair	\$0	\$0	\$0	\$0
BH 120-41-840 (Behavioral Health)	Expenses	120-41-840-31400	Building/Land Maint & Repair	\$0	\$0	\$0	\$0
BH 120-41-840 (Behavioral Health)	Expenses	120-41-840-31700	Membership Fees	(\$5,936)	(\$3,046)	(\$4,500)	(\$4,500)
BH 120-41-840 (Behavioral Health)	Expenses	120-41-840-32000	Office Expense	(\$3,234)	(\$4,619)	(\$5,500)	(\$5,500)
BH 120-41-840 (Behavioral Health)	Expenses	120-41-840-32010	TECHNOLOGY EXPENSES	(\$12,569)	(\$14,812)	(\$11,250)	(\$11,874)
BH 120-41-840 (Behavioral Health)	Expenses	120-41-840-32020	Technology Expense-Software Licenses	(\$15,317)	(\$73,867)	(\$30,310)	(\$19,300)
BH 120-41-840 (Behavioral Health)	Expenses	120-41-840-32030	Copier Pool	\$0	\$0	\$0	(\$1,800)
BH 120-41-840 (Behavioral Health)	Expenses	120-41-840-32360	Consulting Services	\$0	\$0	\$0	\$0
BH 120-41-840 (Behavioral Health)	Expenses	120-41-840-32450	Contract Services	(\$167,240)	(\$274,673)	(\$407,196)	(\$330,880)
BH 120-41-840 (Behavioral Health)	Expenses	120-41-840-32500	Professional & Specialized Ser	\$0	\$0	\$0	\$0
BH 120-41-840 (Behavioral Health)	Expenses	120-41-840-32950	Rents & Leases - Real Property	\$0	\$0	\$0	\$0
BH 120-41-840 (Behavioral Health)	Expenses	120-41-840-33100	Education & Training	\$0	\$0	\$0	\$0
BH 120-41-840 (Behavioral Health)	Expenses	120-41-840-33120	Special Department Expense	(\$52,640)	(\$26,289)	(\$7,000)	(\$7,000)
BH 120-41-840 (Behavioral Health)	Expenses	120-41-840-33199	Special Dept Expense - Interfund Transfers	\$0	\$0	\$0	\$0
BH 120-41-840 (Behavioral Health)	Expenses	120-41-840-33350	Travel & Training Expense	(\$752)	(\$5,263)	(\$20,000)	(\$27,200)
BH 120-41-840 (Behavioral Health)	Expenses	120-41-840-33351	Vehicle Fuel Costs	(\$334)	(\$377)	(\$1,000)	(\$2,000)
BH 120-41-840 (Behavioral Health)	Expenses	120-41-840-33360	Motor Pool Expense	(\$832)	(\$4,282)	(\$2,123)	(\$3,523)
BH 120-41-840 (Behavioral Health)	Expenses	120-41-840-33600	Utilities	\$0	\$0	\$0	\$0
BH 120-41-840 (Behavioral Health)	Expenses	120-41-840-33602	Civic Center Utilities	(\$3,018)	(\$2,041)	(\$2,858)	(\$2,858)
BH 120-41-840 (Behavioral Health)	Expenses	120-41-840-41100	Support & Care Of Persons	\$0	\$0	\$0	\$0
BH 120-41-840 (Behavioral Health)	Expenses	120-41-840-53030	Capital Equipment, \$5,000+	\$0	\$0	\$0	\$0
BH 120-41-840 (Behavioral Health)	Expenses	120-41-840-60110	Civic Center Rent	\$0	\$0	(\$32,867)	(\$32,912)
BH 120-41-840 (Behavioral Health)	Expenses	120-41-840-70500	Credit Card Clearing Account	\$0	\$0	\$0	\$0
BH 120-41-840 (Behavioral Health)	Expenses	120-41-840-72960	A-87 Indirect Costs	(\$277,130)	(\$268,017)	(\$290,987)	(\$283,332)
Total Revenues				\$1,255,187	\$1,186,370	\$1,614,164	\$1,288,590
Total Expenses				(\$1,104,525)	(\$1,109,478)	(\$1,614,254)	(\$1,364,963)
Net Cost				\$150,662	\$76,892	(\$90)	(\$76,373)

Health and Human Services

Proposal	Type	Account String	Account Name	FY 2020-21	FY 2021-22	FY 2022-23	FY 2023-24
				Actuals	Actuals	Adopted Budget	Preliminary Budget
BH 120-41-845 (Alcohol and Drug Program)	Revenues	120-41-845-13065	Special Alcohol Fines	\$6,691	\$6,637	\$5,000	\$5,000
BH 120-41-845 (Alcohol and Drug Program)	Revenues	120-41-845-15220	St: Mental Health	\$0	\$137,457	\$162,750	\$57,000
BH 120-41-845 (Alcohol and Drug Program)	Revenues	120-41-845-15280	St: Prop 36	\$0	\$0	\$0	\$0
BH 120-41-845 (Alcohol and Drug Program)	Revenues	120-41-845-15652	Fed: Alc & Drug Program	\$359,104	\$482,951	\$422,157	\$422,157
BH 120-41-845 (Alcohol and Drug Program)	Revenues	120-41-845-16199	Charges for Services - Interfund Transfers	\$5,378	\$0	\$0	\$0
BH 120-41-845 (Alcohol and Drug Program)	Revenues	120-41-845-16310	Drug And Alcohol Fees	\$66,704	\$73,795	\$60,000	\$70,000
BH 120-41-845 (Alcohol and Drug Program)	Revenues	120-41-845-16330	Sober Living Fees	\$0	\$0	\$0	\$3,600
BH 120-41-845 (Alcohol and Drug Program)	Revenues	120-41-845-17010	Miscellaneous Revenue	\$24,877	\$0	\$0	\$0
BH 120-41-845 (Alcohol and Drug Program)	Revenues	120-41-845-17020	Prior Year Revenue	\$0	\$0	\$0	\$0
BH 120-41-845 (Alcohol and Drug Program)	Revenues	120-41-845-18100	Operating Transfers In	\$55,034	\$25,000	\$845,514	\$844,497
BH 120-41-845 (Alcohol and Drug Program)	Expenses	120-41-845-21100	Permanent	(\$384,906)	(\$436,070)	(\$570,324)	(\$574,416)
BH 120-41-845 (Alcohol and Drug Program)	Expenses	120-41-845-21103	Education Add-on Pay	\$0	\$0	\$0	\$0
BH 120-41-845 (Alcohol and Drug Program)	Expenses	120-41-845-21104	Bilingual	\$0	\$0	\$0	(\$7,200)
BH 120-41-845 (Alcohol and Drug Program)	Expenses	120-41-845-21106	Cash-outs (Vac, SL, Comp)	\$0	\$0	\$0	\$0
BH 120-41-845 (Alcohol and Drug Program)	Expenses	120-41-845-21120	Overtime	(\$3,125)	(\$5,330)	(\$5,196)	(\$5,196)
BH 120-41-845 (Alcohol and Drug Program)	Expenses	120-41-845-21130	Auto Allowance	\$0	\$0	\$0	\$0
BH 120-41-845 (Alcohol and Drug Program)	Expenses	120-41-845-21410	Holiday Pay	\$0	\$0	\$0	\$0
BH 120-41-845 (Alcohol and Drug Program)	Expenses	120-41-845-22100	Other Employee Benefits	(\$47,714)	(\$47,750)	(\$25,690)	\$0
BH 120-41-845 (Alcohol and Drug Program)	Expenses	120-41-845-22101	Medicare	\$0	\$0	\$0	(\$7,372)
BH 120-41-845 (Alcohol and Drug Program)	Expenses	120-41-845-22102	Social Security (FICA)	\$0	\$0	\$0	\$0
BH 120-41-845 (Alcohol and Drug Program)	Expenses	120-41-845-22103	401a Contributions	\$0	\$0	\$0	(\$7,613)
BH 120-41-845 (Alcohol and Drug Program)	Expenses	120-41-845-22105	State Disability	\$0	\$0	\$0	(\$6,049)
BH 120-41-845 (Alcohol and Drug Program)	Expenses	120-41-845-22106	Unemployment	\$0	\$0	\$0	(\$508)
BH 120-41-845 (Alcohol and Drug Program)	Expenses	120-41-845-22109	Cellphone Stipends	\$0	\$0	\$0	(\$6,603)
BH 120-41-845 (Alcohol and Drug Program)	Expenses	120-41-845-22110	Health (Medical-Dental-Vision)	(\$63,270)	(\$70,005)	(\$119,189)	(\$118,475)
BH 120-41-845 (Alcohol and Drug Program)	Expenses	120-41-845-22120	Pension	(\$105,610)	(\$138,235)	(\$164,708)	(\$143,142)
BH 120-41-845 (Alcohol and Drug Program)	Expenses	120-41-845-22125	PRST Contribution	\$0	\$0	\$0	\$0
BH 120-41-845 (Alcohol and Drug Program)	Expenses	120-41-845-30120	Uniform Allowance	\$0	\$0	\$0	\$0
BH 120-41-845 (Alcohol and Drug Program)	Expenses	120-41-845-30280	Telephone/Communications	(\$6,223)	(\$8,272)	(\$13,600)	(\$6,475)
BH 120-41-845 (Alcohol and Drug Program)	Expenses	120-41-845-30350	Household Expenses	(\$7,639)	(\$9,874)	(\$14,200)	(\$14,200)
BH 120-41-845 (Alcohol and Drug Program)	Expenses	120-41-845-30500	Workers' Comp Ins Expense	(\$7,650)	(\$7,662)	(\$7,904)	(\$8,625)
BH 120-41-845 (Alcohol and Drug Program)	Expenses	120-41-845-30510	Liability Insurance Expense	(\$4,969)	(\$6,729)	(\$7,350)	(\$11,091)
BH 120-41-845 (Alcohol and Drug Program)	Expenses	120-41-845-31200	Equip Maintenance & Repair	\$0	\$0	\$0	\$0
BH 120-41-845 (Alcohol and Drug Program)	Expenses	120-41-845-31400	Building/Land Maint & Repair	\$0	\$0	\$0	\$0
BH 120-41-845 (Alcohol and Drug Program)	Expenses	120-41-845-31700	Membership Fees	(\$4,106)	(\$5,130)	(\$6,500)	(\$6,550)
BH 120-41-845 (Alcohol and Drug Program)	Expenses	120-41-845-32000	Office Expense	(\$9,395)	(\$5,262)	(\$6,000)	(\$6,000)
BH 120-41-845 (Alcohol and Drug Program)	Expenses	120-41-845-32010	TECHNOLOGY EXPENSES	(\$12,569)	(\$15,687)	(\$18,800)	(\$19,116)
BH 120-41-845 (Alcohol and Drug Program)	Expenses	120-41-845-32020	Technology Expense-Software Licenses	(\$15,240)	(\$50,381)	(\$77,650)	(\$22,625)
BH 120-41-845 (Alcohol and Drug Program)	Expenses	120-41-845-32030	Copier Pool	\$0	\$0	\$0	(\$400)
BH 120-41-845 (Alcohol and Drug Program)	Expenses	120-41-845-32450	Contract Services	(\$37,242)	(\$187,249)	(\$228,650)	(\$255,910)
BH 120-41-845 (Alcohol and Drug Program)	Expenses	120-41-845-32950	Rents & Leases - Real Property	(\$43,621)	(\$31,860)	(\$50,770)	(\$64,670)
BH 120-41-845 (Alcohol and Drug Program)	Expenses	120-41-845-33100	Education & Training	\$0	\$0	\$0	\$0
BH 120-41-845 (Alcohol and Drug Program)	Expenses	120-41-845-33120	Special Department Expense	(\$53,952)	(\$22,050)	(\$33,750)	(\$38,750)
BH 120-41-845 (Alcohol and Drug Program)	Expenses	120-41-845-33350	Travel & Training Expense	(\$2,340)	(\$11,033)	(\$18,000)	(\$23,000)
BH 120-41-845 (Alcohol and Drug Program)	Expenses	120-41-845-33351	Vehicle Fuel Costs	(\$32)	(\$405)	(\$2,000)	(\$3,000)
BH 120-41-845 (Alcohol and Drug Program)	Expenses	120-41-845-33360	Motor Pool Expense	\$0	\$0	(\$3,540)	(\$5,871)
BH 120-41-845 (Alcohol and Drug Program)	Expenses	120-41-845-33600	Utilities	(\$3,219)	(\$6,770)	(\$5,400)	(\$6,100)
BH 120-41-845 (Alcohol and Drug Program)	Expenses	120-41-845-33602	Civic Center Utilities	(\$3,018)	(\$3,402)	(\$4,763)	(\$4,763)
BH 120-41-845 (Alcohol and Drug Program)	Expenses	120-41-845-53030	Capital Equipment, \$5,000+	(\$11,600)	\$0	\$0	\$0
BH 120-41-845 (Alcohol and Drug Program)	Expenses	120-41-845-60110	Civic Center Rent	\$0	\$0	(\$54,500)	(\$54,852)
BH 120-41-845 (Alcohol and Drug Program)	Expenses	120-41-845-72960	A-87 Indirect Costs	(\$54,329)	(\$46,610)	(\$57,045)	(\$47,019)
Total Revenues				\$517,788	\$725,840	\$1,495,421	\$1,402,254
Total Expenses				(\$881,770)	(\$1,115,767)	(\$1,495,529)	(\$1,475,591)
Net Cost				(\$363,982)	(\$389,927)	(\$108)	(\$73,337)

Health and Human Services

Proposal	Type	Account String	Account Name	FY 2020-21	FY 2021-22	FY 2022-23	FY 2023-24
				Actuals	Actuals	Adopted Budget	Preliminary Budget
BH 121-41-841 (Mental Health Service Act)	Revenues	121-41-841-14010	Interest Income	\$96,020	\$88,733	\$90,000	\$90,000
BH 121-41-841 (Mental Health Service Act)	Revenues	121-41-841-14050	Rental Income	\$0	\$0	\$0	\$0
BH 121-41-841 (Mental Health Service Act)	Revenues	121-41-841-15220	St: Mental Health	\$0	\$15,799	\$15,799	\$15,799
BH 121-41-841 (Mental Health Service Act)	Revenues	121-41-841-15230	St: Mental Health Services Act	\$2,428,915	\$2,098,000	\$2,204,781	\$3,281,163
BH 121-41-841 (Mental Health Service Act)	Revenues	121-41-841-15498	St: Misc State Revenue	\$0	\$0	\$0	\$530,000
BH 121-41-841 (Mental Health Service Act)	Revenues	121-41-841-16199	Charges for Services - Interfund Transfers	\$9,240	\$4,317	\$0	\$0
BH 121-41-841 (Mental Health Service Act)	Revenues	121-41-841-17010	Miscellaneous Revenue	\$66,479	\$0	\$0	\$34,000
BH 121-41-841 (Mental Health Service Act)	Revenues	121-41-841-17020	Prior Year Revenue	\$0	\$0	\$0	\$0
BH 121-41-841 (Mental Health Service Act)	Revenues	121-41-841-18020	Sale Of Surplus Supplies/Equip	\$0	\$0	\$0	\$0
BH 121-41-841 (Mental Health Service Act)	Revenues	121-41-841-18100	Operating Transfers In	\$75,647	\$34,320	\$71,778	\$100,536
BH 121-41-841 (Mental Health Service Act)	Expenses	121-41-841-21100	Permanent	(\$765,783)	(\$848,973)	(\$1,017,012)	(\$1,050,331)
BH 121-41-841 (Mental Health Service Act)	Expenses	121-41-841-21103	Education Add-on Pay	\$0	\$0	\$0	\$0
BH 121-41-841 (Mental Health Service Act)	Expenses	121-41-841-21104	Bilingual	\$0	\$0	\$0	(\$13,200)
BH 121-41-841 (Mental Health Service Act)	Expenses	121-41-841-21106	Cash-outs (Vac, SL, Comp)	\$0	\$0	\$0	\$0
BH 121-41-841 (Mental Health Service Act)	Expenses	121-41-841-21120	Overtime	(\$3,084)	(\$3,099)	(\$10,392)	(\$10,392)
BH 121-41-841 (Mental Health Service Act)	Expenses	121-41-841-21130	Auto Allowance	\$0	\$0	\$0	\$0
BH 121-41-841 (Mental Health Service Act)	Expenses	121-41-841-21410	Holiday Pay	\$0	\$0	\$0	\$0
BH 121-41-841 (Mental Health Service Act)	Expenses	121-41-841-22100	Other Employee Benefits	(\$91,213)	(\$91,378)	(\$45,849)	\$0
BH 121-41-841 (Mental Health Service Act)	Expenses	121-41-841-22101	Medicare	\$0	\$0	\$0	(\$13,607)
BH 121-41-841 (Mental Health Service Act)	Expenses	121-41-841-22102	Social Security (FICA)	\$0	\$0	\$0	(\$2,765)
BH 121-41-841 (Mental Health Service Act)	Expenses	121-41-841-22103	401a Contributions	\$0	\$0	\$0	(\$13,305)
BH 121-41-841 (Mental Health Service Act)	Expenses	121-41-841-22105	State Disability	\$0	\$0	\$0	(\$11,104)
BH 121-41-841 (Mental Health Service Act)	Expenses	121-41-841-22106	Unemployment	\$0	\$0	\$0	(\$938)
BH 121-41-841 (Mental Health Service Act)	Expenses	121-41-841-22109	Cellphone Stipends	\$0	\$0	\$0	(\$7,785)
BH 121-41-841 (Mental Health Service Act)	Expenses	121-41-841-22110	Health (Medical-Dental-Vision)	(\$114,153)	(\$104,248)	(\$168,707)	(\$182,930)
BH 121-41-841 (Mental Health Service Act)	Expenses	121-41-841-22120	Pension	(\$200,323)	(\$229,224)	(\$292,777)	(\$277,293)
BH 121-41-841 (Mental Health Service Act)	Expenses	121-41-841-22125	PRST Contribution	\$0	\$0	\$0	\$0
BH 121-41-841 (Mental Health Service Act)	Expenses	121-41-841-30120	Uniform Allowance	\$0	\$0	\$0	\$0
BH 121-41-841 (Mental Health Service Act)	Expenses	121-41-841-30280	Telephone/Communications	(\$9,989)	(\$11,656)	(\$15,800)	(\$6,800)
BH 121-41-841 (Mental Health Service Act)	Expenses	121-41-841-30350	Household Expenses	\$0	\$0	\$0	\$0
BH 121-41-841 (Mental Health Service Act)	Expenses	121-41-841-30500	Workers' Comp Ins Expense	(\$7,650)	(\$15,324)	(\$20,768)	(\$17,250)
BH 121-41-841 (Mental Health Service Act)	Expenses	121-41-841-30510	Liability Insurance Expense	(\$4,970)	(\$11,141)	(\$17,637)	(\$17,498)
BH 121-41-841 (Mental Health Service Act)	Expenses	121-41-841-31200	Equip Maintenance & Repair	\$0	\$0	(\$1,500)	(\$1,500)
BH 121-41-841 (Mental Health Service Act)	Expenses	121-41-841-31400	Building/Land Maint & Repair	(\$455)	(\$650)	(\$1,050)	(\$1,050)
BH 121-41-841 (Mental Health Service Act)	Expenses	121-41-841-31700	Membership Fees	(\$8,260)	(\$12,785)	(\$15,000)	(\$15,300)
BH 121-41-841 (Mental Health Service Act)	Expenses	121-41-841-32000	Office Expense	(\$5,890)	(\$6,890)	(\$8,500)	(\$8,500)
BH 121-41-841 (Mental Health Service Act)	Expenses	121-41-841-32010	TECHNOLOGY EXPENSES	(\$25,138)	(\$23,965)	(\$45,000)	(\$38,543)
BH 121-41-841 (Mental Health Service Act)	Expenses	121-41-841-32020	Technology Expense-Software Licenses	(\$30,733)	(\$17,677)	(\$109,800)	(\$99,259)
BH 121-41-841 (Mental Health Service Act)	Expenses	121-41-841-32030	Copier Pool	\$0	\$0	\$0	(\$400)
BH 121-41-841 (Mental Health Service Act)	Expenses	121-41-841-32450	Contract Services	(\$638,304)	(\$544,228)	(\$765,860)	(\$1,278,250)
BH 121-41-841 (Mental Health Service Act)	Expenses	121-41-841-32500	Professional & Specialized Ser	\$0	\$0	\$0	\$0
BH 121-41-841 (Mental Health Service Act)	Expenses	121-41-841-32950	Rents & Leases - Real Property	(\$23,879)	\$0	(\$23,878)	(\$38,150)
BH 121-41-841 (Mental Health Service Act)	Expenses	121-41-841-33100	Education & Training	\$0	\$0	\$0	\$0
BH 121-41-841 (Mental Health Service Act)	Expenses	121-41-841-33120	Special Department Expense	(\$53,939)	(\$41,896)	(\$77,800)	(\$98,000)
BH 121-41-841 (Mental Health Service Act)	Expenses	121-41-841-33121	Special Dept-Student Loan Reim	(\$20,000)	(\$48,577)	(\$20,000)	(\$50,000)
BH 121-41-841 (Mental Health Service Act)	Expenses	121-41-841-33150	Loan Interest Expense	\$0	\$0	\$0	\$0
BH 121-41-841 (Mental Health Service Act)	Expenses	121-41-841-33350	Travel & Training Expense	(\$6,636)	(\$9,771)	(\$20,000)	(\$20,000)
BH 121-41-841 (Mental Health Service Act)	Expenses	121-41-841-33351	Vehicle Fuel Costs	(\$64)	(\$971)	(\$3,000)	(\$3,000)
BH 121-41-841 (Mental Health Service Act)	Expenses	121-41-841-33360	Motor Pool Expense	\$0	\$0	(\$8,500)	(\$8,500)
BH 121-41-841 (Mental Health Service Act)	Expenses	121-41-841-33600	Utilities	(\$2,412)	(\$3,637)	(\$7,600)	(\$7,600)
BH 121-41-841 (Mental Health Service Act)	Expenses	121-41-841-33602	Civic Center Utilities	(\$6,036)	(\$8,166)	(\$11,430)	(\$11,430)
BH 121-41-841 (Mental Health Service Act)	Expenses	121-41-841-52011	Buildings & Improvements	(\$134)	(\$20,982)	\$0	\$0
BH 121-41-841 (Mental Health Service Act)	Expenses	121-41-841-53022	Fixed Assets: Buildings	(\$222,877)	\$0	(\$1,577,124)	(\$1,577,124)
BH 121-41-841 (Mental Health Service Act)	Expenses	121-41-841-53030	Capital Equipment, \$5,000+	(\$35,799)	\$0	\$0	\$0
BH 121-41-841 (Mental Health Service Act)	Expenses	121-41-841-60100	Operating Transfers Out	(\$109,698)	(\$156,396)	(\$50,000)	(\$50,000)
BH 121-41-841 (Mental Health Service Act)	Expenses	121-41-841-60110	Civic Center Rent	\$0	\$0	(\$130,745)	(\$131,645)
BH 121-41-841 (Mental Health Service Act)	Expenses	121-41-841-70500	Credit Card Clearing Account	\$0	\$0	\$0	\$0
BH 121-41-841 (Mental Health Service Act)	Expenses	121-41-841-72960	A-87 Indirect Costs	(\$73,320)	(\$71,873)	(\$76,986)	(\$110,244)
BH 121-41-841 (Mental Health Service Act)	Expenses	121-41-841-91010	Contingency	\$0	\$0	\$0	\$0
Total Revenues				\$2,676,300	\$2,241,169	\$2,382,358	\$4,051,498
Total Expenses				(\$2,460,740)	(\$2,283,508)	(\$4,542,715)	(\$5,173,693)
Net Cost				\$215,560	(\$42,339)	(\$2,160,357)	(\$1,122,195)

Health and Human Services

Proposal	Type	Account String	Account Name	FY 2020-21	FY 2021-22	FY 2022-23	FY 2023-24
				Actuals	Actuals	Adopted Budget	Preliminary Budget
BH 122-41-840 (Behavioral Health Realignment)	Revenues	122-41-840-14010	Interest Income	\$40,577	\$38,731	\$0	\$38,000
BH 122-41-840 (Behavioral Health Realignment)	Revenues	122-41-840-15443	St: 2011 Realignment	\$535,081	\$588,543	\$560,254	\$584,631
BH 122-41-840 (Behavioral Health Realignment)	Revenues	122-41-840-18100	Operating Transfers In	\$0	\$0	\$0	\$0
BH 122-41-840 (Behavioral Health Realignment)	Expenses	122-41-840-21100	Permanent	\$0	\$0	\$0	\$0
BH 122-41-840 (Behavioral Health Realignment)	Expenses	122-41-840-21130	Auto Allowance	\$0	\$0	\$0	\$0
BH 122-41-840 (Behavioral Health Realignment)	Expenses	122-41-840-21410	Holiday Pay	\$0	\$0	\$0	\$0
BH 122-41-840 (Behavioral Health Realignment)	Expenses	122-41-840-22100	Other Employee Benefits	\$0	\$0	\$0	\$0
BH 122-41-840 (Behavioral Health Realignment)	Expenses	122-41-840-22110	Health (Medical-Dental-Vision)	\$0	\$0	\$0	\$0
BH 122-41-840 (Behavioral Health Realignment)	Expenses	122-41-840-22120	Pension	\$0	\$0	\$0	\$0
BH 122-41-840 (Behavioral Health Realignment)	Expenses	122-41-840-30120	Uniform Allowance	\$0	\$0	\$0	\$0
BH 122-41-840 (Behavioral Health Realignment)	Expenses	122-41-840-30280	Telephone/Communications	\$0	\$0	\$0	\$0
BH 122-41-840 (Behavioral Health Realignment)	Expenses	122-41-840-53030	Capital Equipment, \$5,000+	\$0	\$0	\$0	\$0
BH 122-41-840 (Behavioral Health Realignment)	Expenses	122-41-840-60100	Operating Transfers Out	(\$512,691)	(\$4,173)	(\$1,091,384)	(\$895,460)
BH 122-41-840 (Behavioral Health Realignment)	Expenses	122-41-840-60110	Civic Center Rent	\$0	\$0	\$0	\$0
Total Revenues				\$575,657	\$627,273	\$560,254	\$622,631
Total Expenses				(\$512,691)	(\$4,173)	(\$1,091,384)	(\$895,460)
Net Cost				\$62,966	\$623,100	(\$531,130)	(\$272,829)

Health and Human Services

Proposal	Type	Account String	Account Name	FY 2020-21	FY 2021-22	FY 2022-23	FY 2023-24
				Actuals	Actuals	Adopted Budget	Preliminary Budget
FN 134-440-860 (EMS Fund)	Revenues	134-41-860-13040	Court Fines & Penalties	\$109,907	\$93,453	\$35,000	\$60,000
FN 134-440-860 (EMS Fund)	Revenues	134-41-860-14010	Interest Income	\$5,566	\$6,474	\$8,000	\$8,000
FN 134-440-860 (EMS Fund)	Revenues	134-41-860-15071	St: Ems	\$0	\$0	\$0	\$0
FN 134-440-860 (EMS Fund)	Expenses	134-41-860-20010	Expenditures	(\$10,804)	\$0	(\$10,879)	(\$17,204)
Total Revenues				\$115,473	\$99,927	\$43,000	\$68,000
Total Expenses				(\$10,804)	\$0	(\$10,879)	(\$17,204)
Net Cost				\$104,669	\$99,927	\$32,121	\$50,796

Health and Human Services

Proposal	Type	Account String	Account Name	FY 2020-21	FY 2021-22	FY 2022-23	FY 2023-24
				Actuals	Actuals	Adopted Budget	Preliminary Budget
PH 130-41-860 (Public Health)	Revenues	130-41-860-13020	Car Seat Safety -Vc27360	\$212	\$545	\$250	\$250
PH 130-41-860 (Public Health)	Revenues	130-41-860-13080	Aids Edu -H&S 11377C	\$337	\$359	\$250	\$250
PH 130-41-860 (Public Health)	Revenues	130-41-860-14010	Interest Income	\$15,453	\$13,212	\$5,000	\$5,000
PH 130-41-860 (Public Health)	Revenues	130-41-860-15060	St: Home Visit Prop 10	\$0	\$0	\$0	\$321,591
PH 130-41-860 (Public Health)	Revenues	130-41-860-15070	St: Hmep Grant	\$0	\$0	\$0	\$0
PH 130-41-860 (Public Health)	Revenues	130-41-860-15080	St: Public Health Grants	\$0	\$0	\$0	\$0
PH 130-41-860 (Public Health)	Revenues	130-41-860-15151	St: Maternal Child Health	\$29,860	\$79,049	\$113,325	\$113,325
PH 130-41-860 (Public Health)	Revenues	130-41-860-15152	St: Infectious Disease Prevention & Control	\$108,342	\$0	\$0	\$0
PH 130-41-860 (Public Health)	Revenues	130-41-860-15171	St: Chdp Gran	\$2,178	\$3,370	\$3,936	\$4,273
PH 130-41-860 (Public Health)	Revenues	130-41-860-15180	St: Hiv Testing Grant	\$0	\$0	\$0	\$0
PH 130-41-860 (Public Health)	Revenues	130-41-860-15190	St: Hiv Surveillance	\$2,374	\$1,345	\$3,000	\$1,719
PH 130-41-860 (Public Health)	Revenues	130-41-860-15201	St: Ryan White Hiv Grant	\$4,126	\$0	\$0	\$0
PH 130-41-860 (Public Health)	Revenues	130-41-860-15202	St: Misc State Grants	\$144,000	\$108,000	\$0	\$393,459
PH 130-41-860 (Public Health)	Revenues	130-41-860-15203	St: Medi-Cal Administrative Activities (MAA)	\$0	\$0	\$0	\$0
PH 130-41-860 (Public Health)	Revenues	130-41-860-15204	St: Immunization Grant	\$9,500	\$0	\$0	\$0
PH 130-41-860 (Public Health)	Revenues	130-41-860-15205	St: Rural CUPA Support Grant (RCSG)	\$0	\$0	\$0	\$0
PH 130-41-860 (Public Health)	Revenues	130-41-860-15206	St: Local Oral Health Prog Grant (LOHP) Prop 56	\$18,547	\$78,490	\$141,055	\$141,055
PH 130-41-860 (Public Health)	Revenues	130-41-860-15207	St: CMSP CERG	\$100,000	\$0	\$0	\$0
PH 130-41-860 (Public Health)	Revenues	130-41-860-15240	St: Subvention Fund	\$0	\$0	\$0	\$0
PH 130-41-860 (Public Health)	Revenues	130-41-860-15260	St: Foster Care	\$1,509	\$3,750	\$19,990	\$10,000
PH 130-41-860 (Public Health)	Revenues	130-41-860-15270	St: Mtp	\$0	\$0	\$5,817	\$6,156
PH 130-41-860 (Public Health)	Revenues	130-41-860-15351	St: Cviis Grant	\$0	\$0	\$0	\$0
PH 130-41-860 (Public Health)	Revenues	130-41-860-15352	St: Immunization Grant	\$3,743	\$73,771	\$528,923	\$303,257
PH 130-41-860 (Public Health)	Revenues	130-41-860-15353	St: WeVax	\$0	\$350,000	\$0	\$0
PH 130-41-860 (Public Health)	Revenues	130-41-860-15437	Realignment Backfill Support	\$119,800	\$0	\$0	\$0
PH 130-41-860 (Public Health)	Revenues	130-41-860-15441	St: Realignment-Pubhealth	\$1,420,534	\$1,755,177	\$1,454,067	\$1,454,067
PH 130-41-860 (Public Health)	Revenues	130-41-860-15444	St: Realignment Ccs	\$0	\$0	\$0	\$0
PH 130-41-860 (Public Health)	Revenues	130-41-860-15553	Federal CARES Act	\$874,521	\$1,136,331	\$1,817,799	\$1,045,727
PH 130-41-860 (Public Health)	Revenues	130-41-860-15571	Fed: Wic-Women Infant & Child	\$213,621	\$121,953	\$321,383	\$298,308
PH 130-41-860 (Public Health)	Revenues	130-41-860-16240	Labor Reimbursement	\$0	\$0	\$0	\$0
PH 130-41-860 (Public Health)	Revenues	130-41-860-16300	Social Services Ccs Fees	\$0	\$0	\$0	\$0
PH 130-41-860 (Public Health)	Revenues	130-41-860-16380	Administrative-Ccs	\$178,067	\$213,206	\$239,103	\$140,277
PH 130-41-860 (Public Health)	Revenues	130-41-860-16501	Adult Immunizations	\$4,913	\$3,700	\$2,500	\$5,000
PH 130-41-860 (Public Health)	Revenues	130-41-860-16601	Misc Clinical Services	\$5	\$0	\$0	\$0
PH 130-41-860 (Public Health)	Revenues	130-41-860-16602	Mh Hiv Testing	\$0	\$0	\$0	\$0
PH 130-41-860 (Public Health)	Revenues	130-41-860-16605	Solid Waste Service Fees	\$0	\$0	\$0	\$0
PH 130-41-860 (Public Health)	Revenues	130-41-860-16650	Medical Mj Id Card Application	\$0	\$250	\$0	\$0
PH 130-41-860 (Public Health)	Revenues	130-41-860-16901	Ccs Client Fees	\$0	\$0	\$0	\$0
PH 130-41-860 (Public Health)	Revenues	130-41-860-16952	Home Visiting Client Fees	\$0	\$0	\$0	\$0
PH 130-41-860 (Public Health)	Revenues	130-41-860-17010	Miscellaneous Revenue	\$586	\$1,012	\$0	\$0
PH 130-41-860 (Public Health)	Revenues	130-41-860-17020	Prior Year Revenue	\$0	\$0	\$0	\$0
PH 130-41-860 (Public Health)	Revenues	130-41-860-17555	Private Org Grants	\$0	\$0	\$0	\$0
PH 130-41-860 (Public Health)	Revenues	130-41-860-18020	Sale Of Surplus Supplies/Equip	\$0	\$0	\$0	\$0
PH 130-41-860 (Public Health)	Revenues	130-41-860-18100	Operating Transfers In	\$24,170	\$20,896	\$135,024	\$151,000
PH 130-41-860 (Public Health)	Expenses	130-41-860-21100	Permanent	(\$960,433)	(\$1,264,597)	(\$1,896,226)	(\$1,786,344)
PH 130-41-860 (Public Health)	Expenses	130-41-860-21103	Education Add-on Pay	\$0	\$0	\$0	\$0
PH 130-41-860 (Public Health)	Expenses	130-41-860-21104	Bilingual	\$0	\$0	\$0	(\$16,500)
PH 130-41-860 (Public Health)	Expenses	130-41-860-21106	Cash-outs (Vac, SL, Comp)	\$0	\$0	\$0	(\$6,444)
PH 130-41-860 (Public Health)	Expenses	130-41-860-21120	Overtime	(\$31,963)	(\$31,840)	(\$15,000)	(\$10,000)
PH 130-41-860 (Public Health)	Expenses	130-41-860-21130	Auto Allowance	\$0	\$0	\$0	\$0
PH 130-41-860 (Public Health)	Expenses	130-41-860-21410	Holiday Pay	\$0	\$0	\$0	\$0
PH 130-41-860 (Public Health)	Expenses	130-41-860-22100	Other Employee Benefits	(\$102,152)	(\$139,334)	(\$65,613)	\$0
PH 130-41-860 (Public Health)	Expenses	130-41-860-22101	Medicare	\$0	\$0	\$0	(\$26,235)
PH 130-41-860 (Public Health)	Expenses	130-41-860-22102	Social Security (FICA)	\$0	\$0	\$0	(\$630)
PH 130-41-860 (Public Health)	Expenses	130-41-860-22103	401a Contributions	\$0	\$0	\$0	(\$7,058)
PH 130-41-860 (Public Health)	Expenses	130-41-860-22104	Life Insurance	\$0	\$0	\$0	(\$1,655)
PH 130-41-860 (Public Health)	Expenses	130-41-860-22105	State Disability	\$0	\$0	\$0	(\$21,696)
PH 130-41-860 (Public Health)	Expenses	130-41-860-22106	Unemployment	\$0	\$0	\$0	(\$1,809)
PH 130-41-860 (Public Health)	Expenses	130-41-860-22109	Cellphone Stipends	\$0	\$0	\$0	(\$18,649)
PH 130-41-860 (Public Health)	Expenses	130-41-860-22110	Health (Medical-Dental-Vision)	(\$111,276)	(\$205,613)	(\$358,512)	(\$338,177)
PH 130-41-860 (Public Health)	Expenses	130-41-860-22120	Pension	(\$247,157)	(\$375,703)	(\$531,878)	(\$523,735)
PH 130-41-860 (Public Health)	Expenses	130-41-860-22125	PRST Contribution	\$0	\$0	\$0	\$0
PH 130-41-860 (Public Health)	Expenses	130-41-860-30120	Uniform Allowance	\$0	\$0	\$0	\$0
PH 130-41-860 (Public Health)	Expenses	130-41-860-30280	Telephone/Communications	(\$14,421)	(\$23,974)	(\$35,204)	(\$11,280)
PH 130-41-860 (Public Health)	Expenses	130-41-860-30500	Workers' Comp Ins Expense	(\$117,747)	(\$113,845)	(\$135,327)	(\$127,278)
PH 130-41-860 (Public Health)	Expenses	130-41-860-30510	Liability Insurance Expense	(\$10,075)	(\$12,670)	(\$25,227)	(\$36,167)
PH 130-41-860 (Public Health)	Expenses	130-41-860-31200	Equip Maintenance & Repair	(\$1,314)	\$0	\$0	\$0
PH 130-41-860 (Public Health)	Expenses	130-41-860-31530	Medical/Dental & Lab Supplies	(\$9,289)	(\$34,537)	(\$5,502)	(\$12,282)
PH 130-41-860 (Public Health)	Expenses	130-41-860-31700	Membership Fees	(\$6,960)	(\$11,197)	(\$11,490)	(\$12,735)
PH 130-41-860 (Public Health)	Expenses	130-41-860-32000	Office Expense	(\$6,599)	(\$18,035)	(\$40,044)	(\$17,010)

Health and Human Services

PH 130-41-860 (Public Health)	Expenses	130-41-860-32010	TECHNOLOGY EXPENSES	(\$31,750)	(\$45,616)	(\$62,561)	(\$55,651)
PH 130-41-860 (Public Health)	Expenses	130-41-860-32020	Technology Expense-Software Licenses	(\$5,965)	(\$6,614)	(\$12,675)	(\$12,775)
PH 130-41-860 (Public Health)	Expenses	130-41-860-32030	Copier Pool	\$0	\$0	(\$4,000)	(\$2,371)
PH 130-41-860 (Public Health)	Expenses	130-41-860-32450	Contract Services	(\$66,747)	(\$45,151)	(\$18,000)	(\$321,217)
PH 130-41-860 (Public Health)	Expenses	130-41-860-32500	Professional & Specialized Ser	(\$711)	(\$1,672)	(\$1,788)	(\$4,000)
PH 130-41-860 (Public Health)	Expenses	130-41-860-32510	Css Treatment Ser	(\$1,808)	(\$1,078)	(\$2,112)	(\$2,112)
PH 130-41-860 (Public Health)	Expenses	130-41-860-32950	Rents & Leases - Real Property	(\$10,176)	(\$6,648)	(\$9,960)	(\$10,356)
PH 130-41-860 (Public Health)	Expenses	130-41-860-33010	Small Tools & Instruments	\$0	\$0	\$0	\$0
PH 130-41-860 (Public Health)	Expenses	130-41-860-33100	Education & Training	(\$300)	\$0	\$0	\$0
PH 130-41-860 (Public Health)	Expenses	130-41-860-33120	Special Department Expense	(\$29,404)	(\$334,856)	(\$207,871)	(\$201,809)
PH 130-41-860 (Public Health)	Expenses	130-41-860-33350	Travel & Training Expense	(\$22,029)	(\$13,734)	(\$126,605)	(\$38,759)
PH 130-41-860 (Public Health)	Expenses	130-41-860-33351	Vehicle Fuel Costs	(\$646)	(\$1,858)	(\$1,594)	(\$2,550)
PH 130-41-860 (Public Health)	Expenses	130-41-860-33360	Motor Pool Expense	(\$1,558)	(\$4,809)	(\$20,464)	(\$52,492)
PH 130-41-860 (Public Health)	Expenses	130-41-860-33600	Utilities	\$0	\$0	\$0	\$0
PH 130-41-860 (Public Health)	Expenses	130-41-860-33602	Civic Center Utilities	(\$9,471)	(\$10,541)	(\$10,480)	(\$10,480)
PH 130-41-860 (Public Health)	Expenses	130-41-860-53030	Capital Equipment, \$5,000+	(\$23,187)	\$0	\$0	\$0
PH 130-41-860 (Public Health)	Expenses	130-41-860-60100	Operating Transfers Out	(\$752,786)	(\$1,427,250)	(\$647,715)	(\$735,176)
PH 130-41-860 (Public Health)	Expenses	130-41-860-60110	Civic Center Rent	\$0	\$0	(\$168,834)	(\$170,489)
PH 130-41-860 (Public Health)	Expenses	130-41-860-70250	Prior Period Adjustments	\$0	\$0	\$0	\$0
PH 130-41-860 (Public Health)	Expenses	130-41-860-70500	Credit Card Clearing Account	\$0	\$0	\$0	\$0
PH 130-41-860 (Public Health)	Expenses	130-41-860-72960	A-87 Indirect Costs	(\$295,688)	(\$410,813)	(\$413,964)	(\$628,200)
Total Revenues				\$3,276,397	\$3,964,416	\$4,791,422	\$4,394,714
Total Expenses				(\$2,871,613)	(\$4,541,984)	(\$4,828,645)	(\$5,224,119)
Net Cost				\$404,784	(\$577,569)	(\$37,224)	(\$829,405)

Health and Human Services

Proposal	Type	Account String	Account Name	FY 2020-21	FY 2021-22	FY 2022-23	FY 2023-24
				Actuals	Actuals	Adopted Budget	Preliminary Budget
PH 131-41-847 (Public Health Education)	Revenues	131-41-847-13080	Aids Edu -H&S 11377C	\$0	\$0	\$0	\$0
PH 131-41-847 (Public Health Education)	Revenues	131-41-847-14010	Interest Income	(\$5,415)	(\$4,925)	\$0	\$0
PH 131-41-847 (Public Health Education)	Revenues	131-41-847-15250	St: Health Ed-Tobacco	\$0	\$0	\$0	\$0
PH 131-41-847 (Public Health Education)	Revenues	131-41-847-15301	St: Hiv Education And Preventi	\$0	\$0	\$0	\$0
PH 131-41-847 (Public Health Education)	Revenues	131-41-847-17010	Miscellaneous Revenue	\$0	\$0	\$0	\$0
PH 131-41-847 (Public Health Education)	Revenues	131-41-847-17020	Prior Year Revenue	\$0	\$0	\$0	\$0
PH 131-41-847 (Public Health Education)	Revenues	131-41-847-18100	Operating Transfers In	\$310,012	\$781,903	\$326,022	\$346,127
PH 131-41-847 (Public Health Education)	Expenses	131-41-847-21100	Permanent	(\$90,423)	(\$122,084)	(\$120,543)	(\$121,912)
PH 131-41-847 (Public Health Education)	Expenses	131-41-847-21103	Education Add-on Pay	\$0	\$0	\$0	\$0
PH 131-41-847 (Public Health Education)	Expenses	131-41-847-21104	Bilingual	\$0	\$0	\$0	(\$1,200)
PH 131-41-847 (Public Health Education)	Expenses	131-41-847-21106	Cash-outs (Vac, SL, Comp)	\$0	\$0	\$0	(\$106)
PH 131-41-847 (Public Health Education)	Expenses	131-41-847-21120	Overtime	(\$951)	\$0	\$0	\$0
PH 131-41-847 (Public Health Education)	Expenses	131-41-847-21130	Auto Allowance	\$0	\$0	\$0	\$0
PH 131-41-847 (Public Health Education)	Expenses	131-41-847-21410	Holiday Pay	\$0	\$0	\$0	\$0
PH 131-41-847 (Public Health Education)	Expenses	131-41-847-22100	Other Employee Benefits	(\$10,437)	(\$14,909)	(\$5,744)	\$0
PH 131-41-847 (Public Health Education)	Expenses	131-41-847-22101	Medicare	\$0	\$0	\$0	(\$1,787)
PH 131-41-847 (Public Health Education)	Expenses	131-41-847-22102	Social Security (FICA)	\$0	\$0	\$0	\$0
PH 131-41-847 (Public Health Education)	Expenses	131-41-847-22103	401a Contributions	\$0	\$0	\$0	(\$2,423)
PH 131-41-847 (Public Health Education)	Expenses	131-41-847-22104	Life Insurance	\$0	\$0	\$0	(\$53)
PH 131-41-847 (Public Health Education)	Expenses	131-41-847-22105	State Disability	\$0	\$0	\$0	(\$1,479)
PH 131-41-847 (Public Health Education)	Expenses	131-41-847-22106	Unemployment	\$0	\$0	\$0	(\$123)
PH 131-41-847 (Public Health Education)	Expenses	131-41-847-22109	Cellphone Stipends	\$0	\$0	\$0	(\$1,903)
PH 131-41-847 (Public Health Education)	Expenses	131-41-847-22110	Health (Medical-Dental-Vision)	(\$7,150)	(\$14,854)	(\$21,407)	(\$24,956)
PH 131-41-847 (Public Health Education)	Expenses	131-41-847-22120	Pension	(\$25,490)	(\$30,484)	(\$34,871)	(\$36,380)
PH 131-41-847 (Public Health Education)	Expenses	131-41-847-22125	PRST Contribution	\$0	\$0	\$0	\$0
PH 131-41-847 (Public Health Education)	Expenses	131-41-847-30120	Uniform Allowance	\$0	\$0	\$0	\$0
PH 131-41-847 (Public Health Education)	Expenses	131-41-847-30280	Telephone/Communications	(\$2,310)	(\$2,810)	(\$3,823)	(\$960)
PH 131-41-847 (Public Health Education)	Expenses	131-41-847-30500	Workers' Comp Ins Expense	(\$1,248)	(\$1,368)	(\$2,617)	(\$1,628)
PH 131-41-847 (Public Health Education)	Expenses	131-41-847-30510	Liability Insurance Expense	(\$623)	(\$610)	(\$1,060)	(\$966)
PH 131-41-847 (Public Health Education)	Expenses	131-41-847-31200	Equip Maintenance & Repair	\$0	\$0	\$0	\$0
PH 131-41-847 (Public Health Education)	Expenses	131-41-847-31700	Membership Fees	(\$658)	(\$2,350)	(\$305)	(\$305)
PH 131-41-847 (Public Health Education)	Expenses	131-41-847-32000	Office Expense	(\$1,319)	(\$893)	(\$450)	(\$984)
PH 131-41-847 (Public Health Education)	Expenses	131-41-847-32010	TECHNOLOGY EXPENSES	(\$1,293)	(\$3,034)	(\$3,318)	(\$1,882)
PH 131-41-847 (Public Health Education)	Expenses	131-41-847-32020	Technology Expense-Software Licenses	(\$793)	(\$489)	\$0	(\$400)
PH 131-41-847 (Public Health Education)	Expenses	131-41-847-32030	Copier Pool	\$0	\$0	\$0	(\$400)
PH 131-41-847 (Public Health Education)	Expenses	131-41-847-32360	Consulting Services	\$0	\$0	\$0	\$0
PH 131-41-847 (Public Health Education)	Expenses	131-41-847-32450	Contract Services	(\$6,400)	(\$19,050)	(\$28,669)	(\$26,869)
PH 131-41-847 (Public Health Education)	Expenses	131-41-847-32800	Publications & Legal Notices	\$0	\$0	\$0	\$0
PH 131-41-847 (Public Health Education)	Expenses	131-41-847-32950	Rents & Leases - Real Property	(\$928)	\$0	\$0	\$0
PH 131-41-847 (Public Health Education)	Expenses	131-41-847-33100	Education & Training	(\$56)	\$0	\$0	\$0
PH 131-41-847 (Public Health Education)	Expenses	131-41-847-33101	Educational Materials	(\$3,725)	(\$11,508)	\$0	(\$3,000)
PH 131-41-847 (Public Health Education)	Expenses	131-41-847-33102	Promotions	(\$756)	(\$1,221)	\$0	(\$2,370)
PH 131-41-847 (Public Health Education)	Expenses	131-41-847-33120	Special Department Expense	(\$63,189)	(\$262,315)	(\$41,289)	(\$45,449)
PH 131-41-847 (Public Health Education)	Expenses	131-41-847-33350	Travel & Training Expense	(\$924)	(\$5,494)	(\$14,917)	(\$16,797)
PH 131-41-847 (Public Health Education)	Expenses	131-41-847-33351	Vehicle Fuel Costs	(\$226)	(\$368)	\$0	(\$500)
PH 131-41-847 (Public Health Education)	Expenses	131-41-847-33360	Motor Pool Expense	(\$495)	(\$574)	\$0	(\$1,500)
PH 131-41-847 (Public Health Education)	Expenses	131-41-847-33602	Civic Center Utilities	(\$786)	(\$885)	(\$879)	(\$879)
PH 131-41-847 (Public Health Education)	Expenses	131-41-847-53030	Capital Equipment, \$5,000+	\$0	\$0	\$0	\$0
PH 131-41-847 (Public Health Education)	Expenses	131-41-847-60100	Operating Transfers Out	(\$14,051)	(\$14,174)	(\$22,432)	(\$25,000)
PH 131-41-847 (Public Health Education)	Expenses	131-41-847-60110	Civic Center Rent	\$0	\$0	(\$14,168)	(\$14,167)
PH 131-41-847 (Public Health Education)	Expenses	131-41-847-70500	Credit Card Clearing Account	\$0	\$0	\$0	\$0
PH 131-41-847 (Public Health Education)	Expenses	131-41-847-72960	A-87 Indirect Costs	(\$9,099)	\$3,310	(\$9,554)	(\$9,784)
Total Revenues				\$304,598	\$776,978	\$326,022	\$346,127
Total Expenses				(\$243,331)	(\$506,165)	(\$326,045)	(\$346,160)
Net Cost				\$61,267	\$270,814	(\$23)	(\$33)

Health and Human Services

Proposal	Type	Account String	Account Name	FY 2020-21	FY 2021-22	FY 2022-23	FY 2023-24
				Actuals	Actuals	Adopted Budget	Preliminary Budget
PH 133-41-860 (Bio-Terrorism)	Revenues	133-41-860-14010	Interest Income	(\$1,672)	(\$2,348)	\$485	\$0
PH 133-41-860 (Bio-Terrorism)	Revenues	133-41-860-15015	Homeland Security Grant	\$0	\$0	\$0	\$0
PH 133-41-860 (Bio-Terrorism)	Revenues	133-41-860-15502	Fed: Hrsa Revenue	\$0	\$0	\$0	\$0
PH 133-41-860 (Bio-Terrorism)	Revenues	133-41-860-15550	Fed: Arra Revenue-American Rec	\$0	\$0	\$0	\$0
PH 133-41-860 (Bio-Terrorism)	Revenues	133-41-860-15551	FED: PANDEMIC FLU	\$28,087	\$20,632	\$60,438	\$60,438
PH 133-41-860 (Bio-Terrorism)	Revenues	133-41-860-15552	Fed: Ebola Grant	\$0	\$0	\$0	\$0
PH 133-41-860 (Bio-Terrorism)	Revenues	133-41-860-15600	Fed: Bio Terrorism	\$0	\$0	\$0	\$0
PH 133-41-860 (Bio-Terrorism)	Revenues	133-41-860-15660	Fed: BT - HPP Hospital Preparedness Program	\$223,506	\$109,271	\$121,619	\$121,619
PH 133-41-860 (Bio-Terrorism)	Revenues	133-41-860-15661	Fed: BT - PHEP PH Emergency Preparedness	\$64,219	\$73,226	\$116,701	\$116,901
PH 133-41-860 (Bio-Terrorism)	Revenues	133-41-860-15819	Fed: Misc Fed Grants	\$0	\$0	\$0	\$0
PH 133-41-860 (Bio-Terrorism)	Revenues	133-41-860-17010	Miscellaneous Revenue	\$0	\$0	\$0	\$0
PH 133-41-860 (Bio-Terrorism)	Revenues	133-41-860-17020	Prior Year Revenue	\$0	\$0	\$0	\$0
PH 133-41-860 (Bio-Terrorism)	Revenues	133-41-860-18100	Operating Transfers In	\$41,538	\$88,503	\$50,497	\$14,211
PH 133-41-860 (Bio-Terrorism)	Expenses	133-41-860-21100	Permanent	(\$258,142)	(\$119,046)	(\$122,553)	(\$102,847)
PH 133-41-860 (Bio-Terrorism)	Expenses	133-41-860-21103	Education Add-on Pay	\$0	\$0	\$0	\$0
PH 133-41-860 (Bio-Terrorism)	Expenses	133-41-860-21104	Bilingual	\$0	\$0	\$0	(\$300)
PH 133-41-860 (Bio-Terrorism)	Expenses	133-41-860-21106	Cash-outs (Vac, SL, Comp)	\$0	\$0	\$0	(\$180)
PH 133-41-860 (Bio-Terrorism)	Expenses	133-41-860-21120	Overtime	(\$17,802)	(\$228)	(\$4,915)	(\$5,000)
PH 133-41-860 (Bio-Terrorism)	Expenses	133-41-860-21130	Auto Allowance	\$0	\$0	\$0	\$0
PH 133-41-860 (Bio-Terrorism)	Expenses	133-41-860-21410	Holiday Pay	\$0	\$0	\$0	\$0
PH 133-41-860 (Bio-Terrorism)	Expenses	133-41-860-22100	Other Employee Benefits	(\$36,086)	(\$14,927)	(\$7,007)	\$0
PH 133-41-860 (Bio-Terrorism)	Expenses	133-41-860-22101	Medicare	\$0	\$0	\$0	(\$1,498)
PH 133-41-860 (Bio-Terrorism)	Expenses	133-41-860-22102	Social Security (FICA)	\$0	\$0	\$0	\$0
PH 133-41-860 (Bio-Terrorism)	Expenses	133-41-860-22103	401a Contributions	\$0	\$0	\$0	(\$3,003)
PH 133-41-860 (Bio-Terrorism)	Expenses	133-41-860-22104	Life Insurance	\$0	\$0	\$0	(\$38)
PH 133-41-860 (Bio-Terrorism)	Expenses	133-41-860-22105	State Disability	\$0	\$0	\$0	(\$1,240)
PH 133-41-860 (Bio-Terrorism)	Expenses	133-41-860-22106	Unemployment	\$0	\$0	\$0	(\$103)
PH 133-41-860 (Bio-Terrorism)	Expenses	133-41-860-22109	Cellphone Stipends	\$0	\$0	\$0	(\$1,487)
PH 133-41-860 (Bio-Terrorism)	Expenses	133-41-860-22110	Health (Medical-Dental-Vision)	(\$26,590)	(\$23,789)	(\$30,538)	(\$32,375)
PH 133-41-860 (Bio-Terrorism)	Expenses	133-41-860-22120	Pension	(\$51,142)	(\$35,461)	(\$35,320)	(\$30,480)
PH 133-41-860 (Bio-Terrorism)	Expenses	133-41-860-22125	PRST Contribution	\$0	\$0	\$0	\$0
PH 133-41-860 (Bio-Terrorism)	Expenses	133-41-860-30120	Uniform Allowance	\$0	\$0	\$0	\$0
PH 133-41-860 (Bio-Terrorism)	Expenses	133-41-860-30280	Telephone/Communications	(\$14,188)	(\$7,497)	(\$15,876)	(\$7,500)
PH 133-41-860 (Bio-Terrorism)	Expenses	133-41-860-30500	Workers' Comp Ins Expense	(\$1,435)	(\$1,368)	(\$1,309)	(\$1,434)
PH 133-41-860 (Bio-Terrorism)	Expenses	133-41-860-30510	Liability Insurance Expense	(\$623)	(\$610)	(\$530)	(\$851)
PH 133-41-860 (Bio-Terrorism)	Expenses	133-41-860-31200	Equip Maintenance & Repair	\$0	\$0	\$0	\$0
PH 133-41-860 (Bio-Terrorism)	Expenses	133-41-860-31530	Medical/Dental & Lab Supplies	(\$4,478)	\$0	\$0	\$0
PH 133-41-860 (Bio-Terrorism)	Expenses	133-41-860-31700	Membership Fees	\$0	\$0	\$0	\$0
PH 133-41-860 (Bio-Terrorism)	Expenses	133-41-860-32000	Office Expense	(\$137)	(\$1,116)	\$0	(\$873)
PH 133-41-860 (Bio-Terrorism)	Expenses	133-41-860-32010	TECHNOLOGY EXPENSES	(\$945)	\$0	(\$1,818)	(\$2,390)
PH 133-41-860 (Bio-Terrorism)	Expenses	133-41-860-32020	Technology Expense-Software Licenses	(\$404)	(\$361)	\$0	(\$400)
PH 133-41-860 (Bio-Terrorism)	Expenses	133-41-860-32030	Copier Pool	\$0	\$0	\$0	\$0
PH 133-41-860 (Bio-Terrorism)	Expenses	133-41-860-32450	Contract Services	\$0	\$0	(\$939)	(\$10,939)
PH 133-41-860 (Bio-Terrorism)	Expenses	133-41-860-32500	Professional & Specialized Ser	\$0	\$0	\$0	\$0
PH 133-41-860 (Bio-Terrorism)	Expenses	133-41-860-32950	Rents & Leases - Real Property	(\$1,661)	(\$2,310)	(\$2,520)	(\$2,772)
PH 133-41-860 (Bio-Terrorism)	Expenses	133-41-860-33120	Special Department Expense	(\$29,531)	(\$52,961)	(\$36,500)	(\$31,313)
PH 133-41-860 (Bio-Terrorism)	Expenses	133-41-860-33350	Travel & Training Expense	(\$1,608)	(\$4,489)	(\$16,040)	(\$21,299)
PH 133-41-860 (Bio-Terrorism)	Expenses	133-41-860-33351	Vehicle Fuel Costs	\$0	\$0	\$0	\$0
PH 133-41-860 (Bio-Terrorism)	Expenses	133-41-860-33360	Motor Pool Expense	\$0	\$0	\$0	\$0
PH 133-41-860 (Bio-Terrorism)	Expenses	133-41-860-33602	Civic Center Utilities	(\$875)	(\$984)	(\$979)	(\$979)
PH 133-41-860 (Bio-Terrorism)	Expenses	133-41-860-53030	Capital Equipment, \$5,000+	(\$30,024)	\$0	\$0	\$0
PH 133-41-860 (Bio-Terrorism)	Expenses	133-41-860-60100	Operating Transfers Out	(\$15,634)	(\$15,761)	(\$19,321)	(\$25,000)
PH 133-41-860 (Bio-Terrorism)	Expenses	133-41-860-60110	Civic Center Rent	\$0	\$0	(\$15,766)	(\$15,764)
PH 133-41-860 (Bio-Terrorism)	Expenses	133-41-860-72960	A-87 Indirect Costs	(\$36,030)	(\$18,959)	(\$37,832)	(\$13,131)
Total Revenues				\$355,677	\$289,283	\$349,740	\$313,169
Total Expenses				(\$527,334)	(\$299,867)	(\$349,763)	(\$313,196)
Net Cost				(\$171,656)	(\$10,583)	(\$23)	(\$27)

Health and Human Services

Proposal	Type	Account String	Account Name	FY 2020-21	FY 2021-22	FY 2022-23	FY 2023-24
				Actuals	Actuals	Adopted Budget	Preliminary Budget
PH 137-41-862 (Environmental Health)	Revenues	137-41-862-12020	Business License Fees	\$1,624	\$1,785	\$1,500	\$1,500
PH 137-41-862 (Environmental Health)	Revenues	137-41-862-12070	Camp Permits	\$1,458	\$1,944	\$1,944	\$1,944
PH 137-41-862 (Environmental Health)	Revenues	137-41-862-12100	Septic Permits	\$21,732	\$21,159	\$9,989	\$9,989
PH 137-41-862 (Environmental Health)	Revenues	137-41-862-12112	Well Permits	\$8,428	\$15,835	\$10,500	\$10,500
PH 137-41-862 (Environmental Health)	Revenues	137-41-862-12115	Misc Permits	\$162	\$912	\$876	\$876
PH 137-41-862 (Environmental Health)	Revenues	137-41-862-12120	Food Permits	\$70,871	\$75,294	\$75,572	\$75,572
PH 137-41-862 (Environmental Health)	Revenues	137-41-862-12130	Pool Permits	\$56,667	\$36,050	\$53,390	\$51,969
PH 137-41-862 (Environmental Health)	Revenues	137-41-862-12140	Underground Tank Permits	\$57,885	\$69,598	\$62,407	\$67,863
PH 137-41-862 (Environmental Health)	Revenues	137-41-862-12150	Small Water System Permits	\$42,864	\$37,098	\$41,229	\$43,387
PH 137-41-862 (Environmental Health)	Revenues	137-41-862-12180	Landfill Permits	\$12,150	\$11,664	\$12,150	\$12,150
PH 137-41-862 (Environmental Health)	Revenues	137-41-862-14010	Interest Income	(\$1,968)	(\$4,212)	\$0	\$0
PH 137-41-862 (Environmental Health)	Revenues	137-41-862-15121	St: Lea Grant	\$16,500	\$16,468	\$16,500	\$16,665
PH 137-41-862 (Environmental Health)	Revenues	137-41-862-15202	St: Misc State Grants	\$0	\$0	\$0	\$0
PH 137-41-862 (Environmental Health)	Revenues	137-41-862-15205	St: Rural CUPA Support Grant (RCSG)	\$0	\$0	\$0	\$0
PH 137-41-862 (Environmental Health)	Revenues	137-41-862-15441	St: Realignment-Pubhealth	\$0	\$0	\$0	\$0
PH 137-41-862 (Environmental Health)	Revenues	137-41-862-16240	Labor Reimbursement	\$0	\$0	\$0	\$0
PH 137-41-862 (Environmental Health)	Revenues	137-41-862-16605	Solid Waste Service Fees	\$51,549	\$61,269	\$45,000	\$45,000
PH 137-41-862 (Environmental Health)	Revenues	137-41-862-17010	Miscellaneous Revenue	\$0	\$0	\$0	\$0
PH 137-41-862 (Environmental Health)	Revenues	137-41-862-18100	Operating Transfers In	\$541,924	\$846,054	\$668,127	\$670,874
PH 137-41-862 (Environmental Health)	Expenses	137-41-862-21100	Permanent	(\$410,318)	(\$484,268)	(\$366,272)	(\$377,645)
PH 137-41-862 (Environmental Health)	Expenses	137-41-862-21103	Education Add-on Pay	\$0	\$0	\$0	\$0
PH 137-41-862 (Environmental Health)	Expenses	137-41-862-21104	Bilingual	\$0	\$0	\$0	\$0
PH 137-41-862 (Environmental Health)	Expenses	137-41-862-21106	Cash-outs (Vac, SL, Comp)	\$0	\$0	\$0	(\$3,472)
PH 137-41-862 (Environmental Health)	Expenses	137-41-862-21120	Overtime	\$0	\$0	\$0	\$0
PH 137-41-862 (Environmental Health)	Expenses	137-41-862-21130	Auto Allowance	\$0	\$0	\$0	\$0
PH 137-41-862 (Environmental Health)	Expenses	137-41-862-21410	Holiday Pay	\$0	\$0	\$0	\$0
PH 137-41-862 (Environmental Health)	Expenses	137-41-862-22100	Other Employee Benefits	(\$58,226)	(\$54,223)	(\$21,521)	\$0
PH 137-41-862 (Environmental Health)	Expenses	137-41-862-22101	Medicare	\$0	\$0	\$0	(\$5,526)
PH 137-41-862 (Environmental Health)	Expenses	137-41-862-22102	Social Security (FICA)	\$0	\$0	\$0	\$0
PH 137-41-862 (Environmental Health)	Expenses	137-41-862-22103	401a Contributions	\$0	\$0	\$0	(\$9,480)
PH 137-41-862 (Environmental Health)	Expenses	137-41-862-22104	Life Insurance	\$0	\$0	\$0	(\$330)
PH 137-41-862 (Environmental Health)	Expenses	137-41-862-22105	State Disability	\$0	\$0	\$0	(\$4,573)
PH 137-41-862 (Environmental Health)	Expenses	137-41-862-22106	Unemployment	\$0	\$0	\$0	(\$381)
PH 137-41-862 (Environmental Health)	Expenses	137-41-862-22109	Cellphone Stipends	\$0	\$0	\$0	(\$4,557)
PH 137-41-862 (Environmental Health)	Expenses	137-41-862-22110	Health (Medical-Dental-Vision)	(\$75,256)	(\$66,641)	(\$65,619)	(\$78,558)
PH 137-41-862 (Environmental Health)	Expenses	137-41-862-22120	Pension	(\$120,706)	(\$116,446)	(\$105,316)	(\$111,594)
PH 137-41-862 (Environmental Health)	Expenses	137-41-862-22125	PRST Contribution	\$0	\$0	\$0	\$0
PH 137-41-862 (Environmental Health)	Expenses	137-41-862-30120	Uniform Allowance	\$0	\$0	\$0	\$0
PH 137-41-862 (Environmental Health)	Expenses	137-41-862-30280	Telephone/Communications	(\$5,719)	(\$5,371)	(\$4,612)	\$0
PH 137-41-862 (Environmental Health)	Expenses	137-41-862-30500	Workers' Comp Ins Expense	(\$39,249)	(\$37,948)	(\$30,719)	(\$4,312)
PH 137-41-862 (Environmental Health)	Expenses	137-41-862-30510	Liability Insurance Expense	(\$3,359)	(\$4,223)	(\$5,726)	(\$2,559)
PH 137-41-862 (Environmental Health)	Expenses	137-41-862-31200	Equip Maintenance & Repair	\$0	(\$147)	\$0	\$0
PH 137-41-862 (Environmental Health)	Expenses	137-41-862-31530	Medical/Dental & Lab Supplies	\$0	\$0	(\$500)	(\$500)
PH 137-41-862 (Environmental Health)	Expenses	137-41-862-31700	Membership Fees	(\$1,442)	(\$1,642)	(\$1,665)	(\$1,665)
PH 137-41-862 (Environmental Health)	Expenses	137-41-862-32000	Office Expense	(\$2,690)	(\$4,104)	(\$2,920)	(\$2,920)
PH 137-41-862 (Environmental Health)	Expenses	137-41-862-32010	TECHNOLOGY EXPENSES	(\$5,002)	(\$7,255)	(\$9,698)	(\$9,569)
PH 137-41-862 (Environmental Health)	Expenses	137-41-862-32020	Technology Expense-Software Licenses	(\$17,725)	(\$18,789)	(\$19,729)	(\$21,504)
PH 137-41-862 (Environmental Health)	Expenses	137-41-862-32030	Copier Pool	\$0	\$0	(\$1,080)	(\$2,371)
PH 137-41-862 (Environmental Health)	Expenses	137-41-862-32450	Contract Services	(\$103,244)	(\$107,113)	(\$110,750)	(\$110,500)
PH 137-41-862 (Environmental Health)	Expenses	137-41-862-32500	Professional & Specialized Ser	\$0	\$0	\$0	\$0
PH 137-41-862 (Environmental Health)	Expenses	137-41-862-32800	Publications & Legal Notices	(\$82)	\$0	(\$100)	(\$100)
PH 137-41-862 (Environmental Health)	Expenses	137-41-862-32860	Rents & Leases - Other	\$0	\$0	\$0	\$0
PH 137-41-862 (Environmental Health)	Expenses	137-41-862-32950	Rents & Leases - Real Property	(\$2,002)	(\$2,000)	(\$2,000)	(\$2,000)
PH 137-41-862 (Environmental Health)	Expenses	137-41-862-33010	Small Tools & Instruments	\$0	\$0	\$0	\$0
PH 137-41-862 (Environmental Health)	Expenses	137-41-862-33120	Special Department Expense	(\$305)	(\$1,080)	(\$500)	(\$500)
PH 137-41-862 (Environmental Health)	Expenses	137-41-862-33350	Travel & Training Expense	(\$350)	(\$1,048)	(\$2,269)	(\$2,269)
PH 137-41-862 (Environmental Health)	Expenses	137-41-862-33351	Vehicle Fuel Costs	(\$3,654)	(\$5,418)	(\$4,000)	(\$4,000)
PH 137-41-862 (Environmental Health)	Expenses	137-41-862-33360	Motor Pool Expense	(\$10,870)	(\$12,859)	(\$12,000)	(\$12,000)
PH 137-41-862 (Environmental Health)	Expenses	137-41-862-33600	Utilities	\$0	\$0	\$0	\$0
PH 137-41-862 (Environmental Health)	Expenses	137-41-862-33602	Civic Center Utilities	(\$3,045)	(\$3,311)	(\$3,292)	(\$3,292)
PH 137-41-862 (Environmental Health)	Expenses	137-41-862-53030	Capital Equipment, \$5,000+	\$0	\$0	\$0	\$0
PH 137-41-862 (Environmental Health)	Expenses	137-41-862-60100	Operating Transfers Out	(\$54,428)	(\$53,022)	(\$67,271)	(\$75,000)
PH 137-41-862 (Environmental Health)	Expenses	137-41-862-60110	Civic Center Rent	\$0	\$0	(\$53,030)	(\$53,020)
PH 137-41-862 (Environmental Health)	Expenses	137-41-862-72960	A-87 Indirect Costs	(\$98,563)	(\$137,783)	(\$108,665)	(\$104,317)
Total Revenues				\$881,845	\$1,190,918	\$999,184	\$1,008,289
Total Expenses				(\$1,016,235)	(\$1,124,691)	(\$999,254)	(\$1,008,515)
Net Cost				(\$134,390)	\$66,227	(\$70)	(\$226)

Health and Human Services

Proposal	Type	Account String	Account Name	FY 2020-21	FY 2021-22	FY 2022-23	FY 2023-24
				Actuals	Actuals	Adopted Budget	Preliminary Budget
PH 135-41-847 (Prop 99 Public Health Education)	Revenues	135-41-847-14010	Interest Income	\$2,202	\$3,468	\$0	\$0
PH 135-41-847 (Prop 99 Public Health Education)	Revenues	135-41-847-15250	St: Health Ed-Tobacco	\$112,500	\$225,000	\$150,000	\$150,000
PH 135-41-847 (Prop 99 Public Health Education)	Expenses	135-41-847-60100	Operating Transfers Out	(\$66,716)	(\$409,007)	(\$150,000)	(\$165,000)
Total Revenues				\$114,702	\$228,468	\$150,000	\$150,000
Total Expenses				(\$66,716)	(\$409,007)	(\$150,000)	(\$165,000)
Net Cost				\$47,985	(\$180,539)	\$0	(\$15,000)

Health and Human Services

Proposal	Type	Account String	Account Name	FY 2020-21	FY 2021-22	FY 2022-23	FY 2023-24
				Actuals	Actuals	Adopted Budget	Preliminary Budget
PH 136-41-847 (Prop 56 Health Education)	Revenues	136-41-847-14010	Interest Income	\$2,062	\$1,223	\$0	\$0
PH 136-41-847 (Prop 56 Health Education)	Revenues	136-41-847-15250	St: Health Ed-Tobacco	\$106,812	\$225,000	\$150,000	\$150,000
PH 136-41-847 (Prop 56 Health Education)	Expenses	136-41-847-60100	Operating Transfers Out	(\$243,296)	(\$226,840)	(\$150,000)	(\$150,000)
Total Revenues				\$108,874	\$226,223	\$150,000	\$150,000
Total Expenses				(\$243,296)	(\$226,840)	(\$150,000)	(\$150,000)
Net Cost				(\$134,422)	(\$617)	\$0	\$0

Health and Human Services

Proposal	Type	Account String	Account Name	FY 2020-21	FY 2021-22	FY 2022-23	FY 2023-24
				Actuals	Actuals	Adopted Budget	Preliminary Budget
SS 110-51-868 (Social Services)	Revenues	110-51-868-14010	Interest Income	\$1,115	(\$5,649)	\$0	\$0
SS 110-51-868 (Social Services)	Revenues	110-51-868-14050	Rental Income	\$0	\$0	\$0	\$0
SS 110-51-868 (Social Services)	Revenues	110-51-868-15072	St: HDAP Housing & Disability Advocacy Program	\$25,331	\$0	\$125,000	\$0
SS 110-51-868 (Social Services)	Revenues	110-51-868-15611	Fed: Aid Recoupment	\$548	\$1,534	\$1,000	\$1,000
SS 110-51-868 (Social Services)	Revenues	110-51-868-16160	Birth Certificate Fees (Cctf)	\$0	\$0	\$0	\$0
SS 110-51-868 (Social Services)	Revenues	110-51-868-16240	Labor Reimbursement	\$0	\$0	\$0	\$0
SS 110-51-868 (Social Services)	Revenues	110-51-868-17010	Miscellaneous Revenue	\$7,696	\$542	\$0	\$0
SS 110-51-868 (Social Services)	Revenues	110-51-868-18100	Operating Transfers In	\$4,753,380	\$5,196,409	\$6,809,781	\$6,893,147
SS 110-51-868 (Social Services)	Expenses	110-51-868-21100	Permanent	(\$1,822,161)	(\$1,977,671)	(\$2,334,676)	(\$2,190,851)
SS 110-51-868 (Social Services)	Expenses	110-51-868-21103	Education Add-on Pay	\$0	\$0	\$0	(\$16,198)
SS 110-51-868 (Social Services)	Expenses	110-51-868-21104	Bilingual	\$0	\$0	\$0	(\$24,000)
SS 110-51-868 (Social Services)	Expenses	110-51-868-21106	Cash-outs (Vac, SL, Comp)	\$0	\$0	\$0	\$0
SS 110-51-868 (Social Services)	Expenses	110-51-868-21120	Overtime	(\$41,513)	(\$37,674)	(\$50,000)	(\$23,534)
SS 110-51-868 (Social Services)	Expenses	110-51-868-21130	Auto Allowance	\$0	\$0	\$0	\$0
SS 110-51-868 (Social Services)	Expenses	110-51-868-21410	Holiday Pay	\$0	\$0	\$0	\$0
SS 110-51-868 (Social Services)	Expenses	110-51-868-22100	Other Employee Benefits	(\$229,269)	(\$224,466)	(\$108,781)	\$0
SS 110-51-868 (Social Services)	Expenses	110-51-868-22101	Medicare	\$0	\$0	\$0	(\$32,350)
SS 110-51-868 (Social Services)	Expenses	110-51-868-22102	Social Security (FICA)	\$0	\$0	\$0	\$0
SS 110-51-868 (Social Services)	Expenses	110-51-868-22103	401a Contributions	\$0	\$0	\$0	(\$46,727)
SS 110-51-868 (Social Services)	Expenses	110-51-868-22105	State Disability	\$0	\$0	\$0	(\$26,512)
SS 110-51-868 (Social Services)	Expenses	110-51-868-22106	Unemployment	\$0	\$0	\$0	(\$2,231)
SS 110-51-868 (Social Services)	Expenses	110-51-868-22109	Cellphone Stipends	\$0	\$0	\$0	(\$24,900)
SS 110-51-868 (Social Services)	Expenses	110-51-868-22110	Health (Medical-Dental-Vision)	(\$330,431)	(\$294,586)	(\$411,165)	(\$504,219)
SS 110-51-868 (Social Services)	Expenses	110-51-868-22120	Pension	(\$523,443)	(\$565,717)	(\$633,935)	(\$659,275)
SS 110-51-868 (Social Services)	Expenses	110-51-868-22125	PRST Contribution	\$0	\$0	\$0	\$0
SS 110-51-868 (Social Services)	Expenses	110-51-868-30120	Uniform Allowance	\$0	\$0	\$0	\$0
SS 110-51-868 (Social Services)	Expenses	110-51-868-30270	Administration Expense	\$0	\$0	\$0	\$0
SS 110-51-868 (Social Services)	Expenses	110-51-868-30280	Telephone/Communications	(\$30,329)	(\$30,766)	(\$31,028)	(\$8,000)
SS 110-51-868 (Social Services)	Expenses	110-51-868-30281	Advisory Board Mandates	\$0	\$0	\$0	\$0
SS 110-51-868 (Social Services)	Expenses	110-51-868-30500	Workers' Comp Ins Expense	(\$37,543)	(\$37,918)	(\$36,724)	(\$33,023)
SS 110-51-868 (Social Services)	Expenses	110-51-868-30510	Liability Insurance Expense	(\$24,814)	(\$30,232)	(\$22,049)	(\$26,011)
SS 110-51-868 (Social Services)	Expenses	110-51-868-31200	Equip Maintenance & Repair	\$0	\$0	\$0	\$0
SS 110-51-868 (Social Services)	Expenses	110-51-868-31400	Building/Land Maint & Repair	\$0	\$0	\$0	\$0
SS 110-51-868 (Social Services)	Expenses	110-51-868-31700	Membership Fees	(\$20,764)	(\$21,796)	(\$22,885)	(\$25,237)
SS 110-51-868 (Social Services)	Expenses	110-51-868-32000	Office Expense	(\$41,998)	(\$40,026)	(\$39,140)	(\$39,140)
SS 110-51-868 (Social Services)	Expenses	110-51-868-32010	TECHNOLOGY EXPENSES	(\$31,925)	(\$51,507)	(\$60,481)	(\$66,292)
SS 110-51-868 (Social Services)	Expenses	110-51-868-32020	Technology Expense-Software Licenses	\$0	\$0	\$0	\$0
SS 110-51-868 (Social Services)	Expenses	110-51-868-32030	Copier Pool	\$0	\$0	(\$11,600)	(\$20,240)
SS 110-51-868 (Social Services)	Expenses	110-51-868-32450	Contract Services	(\$96,998)	(\$110,731)	(\$320,088)	(\$650,088)
SS 110-51-868 (Social Services)	Expenses	110-51-868-32460	Psf-Life Skills	\$0	\$0	\$0	\$0
SS 110-51-868 (Social Services)	Expenses	110-51-868-32461	Ihss - Css	(\$116,724)	(\$163,835)	(\$145,976)	(\$145,976)
SS 110-51-868 (Social Services)	Expenses	110-51-868-32462	Ihss - Advisory Board	(\$5,916)	(\$18,141)	(\$36,000)	(\$36,000)
SS 110-51-868 (Social Services)	Expenses	110-51-868-32500	Professional & Specialized Ser	(\$132,640)	(\$193,448)	(\$271,428)	(\$165,150)
SS 110-51-868 (Social Services)	Expenses	110-51-868-32600	Information Technology Service	(\$6,434)	(\$1,497)	(\$12,000)	(\$12,000)
SS 110-51-868 (Social Services)	Expenses	110-51-868-32950	Rents & Leases - Real Property	(\$13,970)	(\$8,600)	(\$17,216)	(\$21,955)
SS 110-51-868 (Social Services)	Expenses	110-51-868-33100	Education & Training	(\$1,146)	(\$2,730)	(\$7,500)	(\$7,500)
SS 110-51-868 (Social Services)	Expenses	110-51-868-33120	Special Department Expense	(\$47,288)	(\$67,401)	(\$198,000)	(\$175,000)
SS 110-51-868 (Social Services)	Expenses	110-51-868-33199	Special Dept Expense - Interfund Transfers	\$0	\$0	\$0	\$0
SS 110-51-868 (Social Services)	Expenses	110-51-868-33349	Specialized Training	(\$52,747)	(\$49,393)	(\$69,120)	(\$69,120)
SS 110-51-868 (Social Services)	Expenses	110-51-868-33350	Travel & Training Expense	(\$5,928)	(\$17,204)	(\$60,500)	(\$60,500)
SS 110-51-868 (Social Services)	Expenses	110-51-868-33351	Vehicle Fuel Costs	(\$3,818)	(\$8,883)	(\$15,320)	(\$15,320)
SS 110-51-868 (Social Services)	Expenses	110-51-868-33360	Motor Pool Expense	(\$11,333)	(\$20,925)	(\$24,859)	(\$86,805)
SS 110-51-868 (Social Services)	Expenses	110-51-868-33600	Utilities	(\$1,307)	(\$1,851)	(\$1,875)	(\$1,875)
SS 110-51-868 (Social Services)	Expenses	110-51-868-33602	Civic Center Utilities	(\$13,597)	(\$15,327)	(\$37,092)	(\$20,000)
SS 110-51-868 (Social Services)	Expenses	110-51-868-41103	Cws Travel	\$0	\$0	\$0	\$0
SS 110-51-868 (Social Services)	Expenses	110-51-868-41104	Cws Itp Incentive	(\$600)	(\$2,750)	(\$5,000)	(\$5,000)
SS 110-51-868 (Social Services)	Expenses	110-51-868-41105	Cws Itp-Tip	\$0	\$0	(\$1,900)	(\$1,900)
SS 110-51-868 (Social Services)	Expenses	110-51-868-41106	Cws Itp Work Program	\$0	\$0	(\$1,300)	(\$1,300)
SS 110-51-868 (Social Services)	Expenses	110-51-868-41107	Cws Direct Medical Payments	(\$3,410)	(\$5,649)	(\$15,000)	(\$15,000)
SS 110-51-868 (Social Services)	Expenses	110-51-868-41108	Wtw Child Care	\$0	(\$1,672)	(\$20,000)	(\$20,000)
SS 110-51-868 (Social Services)	Expenses	110-51-868-41109	Wtw Client Mileage	\$0	\$0	(\$10,000)	(\$10,000)
SS 110-51-868 (Social Services)	Expenses	110-51-868-41110	FPPRS (Foster Parent Recruit, Reten & Supp Prgm	\$0	\$0	\$0	\$0
SS 110-51-868 (Social Services)	Expenses	110-51-868-41112	PSF Services	(\$10,026)	(\$10,359)	(\$10,000)	(\$10,000)
SS 110-51-868 (Social Services)	Expenses	110-51-868-41130	Adult Protective Services	\$0	(\$24,297)	(\$71,768)	(\$104,000)
SS 110-51-868 (Social Services)	Expenses	110-51-868-41131	Adult Services Ihss-Soc Serv	\$0	\$0	\$0	\$0
SS 110-51-868 (Social Services)	Expenses	110-51-868-53030	Capital Equipment, \$5,000+	\$0	\$0	\$0	\$0
SS 110-51-868 (Social Services)	Expenses	110-51-868-60100	Operating Transfers Out	(\$271,263)	(\$276,671)	(\$50,000)	(\$196,536)
SS 110-51-868 (Social Services)	Expenses	110-51-868-60110	Civic Center Rent	\$0	\$0	(\$242,918)	(\$247,092)
SS 110-51-868 (Social Services)	Expenses	110-51-868-72960	A-87 Indirect Costs	(\$650,342)	(\$811,407)	(\$682,859)	(\$407,879)
Total Revenues				\$4,788,070	\$5,192,836	\$6,935,781	\$6,894,147
Total Expenses				(\$4,579,679)	(\$5,125,127)	(\$6,090,184)	(\$6,254,737)

Health and Human Services

Net Cost	\$208,391	\$67,709	\$845,597	\$639,410
-----------------	-----------	----------	-----------	-----------

Health and Human Services

Proposal	Type	Account String	Account Name	FY 2020-21	FY 2021-22	FY 2022-23	FY 2023-24
				Actuals	Actuals	Adopted Budget	Preliminary Budget
SS 110-52-870 (Aid Program)	Revenues	110-52-870-16014	Aid Repayments	\$1,818	\$1,627	\$0	\$0
SS 110-52-870 (Aid Program)	Revenues	110-52-870-17050	Donations & Contributions	\$0	\$0	\$0	\$0
SS 110-52-870 (Aid Program)	Expenses	110-52-870-41100	Support & Care Of Persons	(\$375,510)	(\$390,204)	(\$585,000)	(\$585,000)
SS 110-52-870 (Aid Program)	Expenses	110-52-870-41102	In Home Support Servs-Ihss	(\$134,696)	(\$135,420)	(\$137,434)	(\$137,434)
SS 110-52-870 (Aid Program)	Expenses	110-52-870-72960	A-87 Indirect Costs	\$0	\$0	\$0	\$0
Total Revenues				\$1,818	\$1,627	\$0	\$0
Total Expenses				(\$510,205)	(\$525,624)	(\$722,434)	(\$722,434)
Net Cost				(\$508,387)	(\$523,997)	(\$722,434)	(\$722,434)

Health and Human Services

Proposal	Type	Account String	Account Name	FY 2020-21	FY 2021-22	FY 2022-23	FY 2023-24
				Actuals	Actuals	Adopted Budget	Preliminary Budget
SS 110-53-874 (General Relief)	Revenues	110-53-874-16015	General Assistance Repayments	\$310	\$30	\$0	\$0
SS 110-53-874 (General Relief)	Revenues	110-53-874-17050	Donations & Contributions	\$6,000	\$0	\$0	\$0
SS 110-53-874 (General Relief)	Revenues	110-53-874-18100	Operating Transfers In	\$8,260	\$8,218	\$15,000	\$15,000
SS 110-53-874 (General Relief)	Expenses	110-53-874-33120	Special Department Expense	\$0	\$0	\$0	\$0
SS 110-53-874 (General Relief)	Expenses	110-53-874-33350	Travel & Training Expense	(\$32)	\$0	\$0	\$0
SS 110-53-874 (General Relief)	Expenses	110-53-874-41100	Support & Care Of Persons	(\$8,129)	(\$7,955)	(\$13,000)	(\$13,000)
SS 110-53-874 (General Relief)	Expenses	110-53-874-41120	Shelter Supplies	(\$700)	(\$238)	(\$2,000)	(\$2,000)
SS 110-53-874 (General Relief)	Expenses	110-53-874-41210	Indigent Care	\$0	\$0	\$0	\$0
SS 110-53-874 (General Relief)	Expenses	110-53-874-72960	A-87 Indirect Costs	\$0	\$0	\$0	\$0
Total Revenues				\$14,570	\$8,248	\$15,000	\$15,000
Total Expenses				(\$8,860)	(\$8,194)	(\$15,000)	(\$15,000)
Net Cost				\$5,710	\$54	\$0	\$0

Health and Human Services

Proposal	Type	Account String	Account Name	FY 2020-21	FY 2021-22	FY 2022-23	FY 2023-24
				Actuals	Actuals	Adopted Budget	Preliminary Budget
SS 110-56-875 (Senior Program)	Revenues	110-56-875-15261	St: Medical Transports (Ltc)	\$22,500	\$30,000	\$30,000	\$30,000
SS 110-56-875 (Senior Program)	Revenues	110-56-875-15900	Oth: Other Govt Agencies	\$0	\$0	\$0	\$0
SS 110-56-875 (Senior Program)	Revenues	110-56-875-16199	Charges for Services - Interfund Transfers	\$0	\$0	\$0	\$0
SS 110-56-875 (Senior Program)	Revenues	110-56-875-16301	Mental Health Service Fees	\$120,000	\$50,000	\$50,000	\$50,000
SS 110-56-875 (Senior Program)	Revenues	110-56-875-16502	Imaaa Contract Revenue	\$184,834	\$178,234	\$321,349	\$216,122
SS 110-56-875 (Senior Program)	Revenues	110-56-875-16600	Customer Service Fees	\$8,576	\$12,292	\$7,500	\$8,083
SS 110-56-875 (Senior Program)	Revenues	110-56-875-17010	Miscellaneous Revenue	\$0	\$0	\$0	\$0
SS 110-56-875 (Senior Program)	Revenues	110-56-875-18100	Operating Transfers In	\$89,444	\$125,000	\$231,360	\$136,499
SS 110-56-875 (Senior Program)	Expenses	110-56-875-21100	Permanent	(\$142,997)	(\$148,712)	(\$159,671)	(\$160,426)
SS 110-56-875 (Senior Program)	Expenses	110-56-875-21103	Education Add-on Pay	\$0	\$0	\$0	\$0
SS 110-56-875 (Senior Program)	Expenses	110-56-875-21104	Bilingual	\$0	\$0	\$0	(\$3,000)
SS 110-56-875 (Senior Program)	Expenses	110-56-875-21106	Cash-outs (Vac, SL, Comp)	\$0	\$0	\$0	\$0
SS 110-56-875 (Senior Program)	Expenses	110-56-875-21120	Overtime	(\$178)	(\$135)	(\$135)	(\$1,000)
SS 110-56-875 (Senior Program)	Expenses	110-56-875-21130	Auto Allowance	\$0	\$0	\$0	\$0
SS 110-56-875 (Senior Program)	Expenses	110-56-875-21410	Holiday Pay	\$0	\$0	\$0	\$0
SS 110-56-875 (Senior Program)	Expenses	110-56-875-22100	Other Employee Benefits	(\$18,306)	(\$18,260)	(\$8,323)	(\$77)
SS 110-56-875 (Senior Program)	Expenses	110-56-875-22101	Medicare	\$0	\$0	\$0	(\$2,246)
SS 110-56-875 (Senior Program)	Expenses	110-56-875-22102	Social Security (FICA)	\$0	\$0	\$0	\$0
SS 110-56-875 (Senior Program)	Expenses	110-56-875-22103	401a Contributions	\$0	\$0	\$0	(\$3,320)
SS 110-56-875 (Senior Program)	Expenses	110-56-875-22105	State Disability	\$0	\$0	\$0	(\$1,858)
SS 110-56-875 (Senior Program)	Expenses	110-56-875-22106	Unemployment	\$0	\$0	\$0	(\$155)
SS 110-56-875 (Senior Program)	Expenses	110-56-875-22109	Cellphone Stipends	\$0	\$0	\$0	(\$1,200)
SS 110-56-875 (Senior Program)	Expenses	110-56-875-22110	Health (Medical-Dental-Vision)	(\$33,951)	(\$35,434)	(\$58,397)	(\$68,310)
SS 110-56-875 (Senior Program)	Expenses	110-56-875-22120	Pension	(\$36,215)	(\$40,342)	(\$43,892)	(\$45,765)
SS 110-56-875 (Senior Program)	Expenses	110-56-875-30120	Uniform Allowance	\$0	\$0	\$0	\$0
SS 110-56-875 (Senior Program)	Expenses	110-56-875-30280	Telephone/Communications	(\$1,316)	(\$1,158)	(\$1,000)	\$0
SS 110-56-875 (Senior Program)	Expenses	110-56-875-30300	Food Expenses	(\$86,807)	(\$71,900)	(\$95,000)	(\$95,000)
SS 110-56-875 (Senior Program)	Expenses	110-56-875-30350	Household Expenses	(\$834)	(\$490)	(\$500)	(\$500)
SS 110-56-875 (Senior Program)	Expenses	110-56-875-30500	Workers' Comp Ins Expense	(\$4,305)	(\$5,199)	(\$4,253)	(\$4,312)
SS 110-56-875 (Senior Program)	Expenses	110-56-875-30510	Liability Insurance Expense	(\$2,148)	(\$2,318)	(\$3,498)	(\$4,534)
SS 110-56-875 (Senior Program)	Expenses	110-56-875-31700	Membership Fees	\$0	\$0	\$0	\$0
SS 110-56-875 (Senior Program)	Expenses	110-56-875-32000	Office Expense	(\$1,336)	(\$1,049)	(\$1,200)	\$0
SS 110-56-875 (Senior Program)	Expenses	110-56-875-32010	TECHNOLOGY EXPENSES	\$0	\$0	(\$7,609)	(\$6,752)
SS 110-56-875 (Senior Program)	Expenses	110-56-875-32030	Copier Pool	\$0	\$0	\$0	(\$1,500)
SS 110-56-875 (Senior Program)	Expenses	110-56-875-32360	Consulting Services	\$0	\$0	\$0	\$0
SS 110-56-875 (Senior Program)	Expenses	110-56-875-32450	Contract Services	\$0	\$0	(\$128,629)	(\$4,000)
SS 110-56-875 (Senior Program)	Expenses	110-56-875-32500	Professional & Specialized Ser	\$0	\$0	\$0	\$0
SS 110-56-875 (Senior Program)	Expenses	110-56-875-32950	Rents & Leases - Real Property	\$0	\$0	\$0	\$0
SS 110-56-875 (Senior Program)	Expenses	110-56-875-33120	Special Department Expense	(\$3,693)	(\$2,064)	(\$109,207)	(\$3,980)
SS 110-56-875 (Senior Program)	Expenses	110-56-875-33199	Special Dept Expense - Interfund Transfers	\$0	\$0	\$0	\$0
SS 110-56-875 (Senior Program)	Expenses	110-56-875-33350	Travel & Training Expense	\$0	(\$111)	(\$250)	(\$1,108)
SS 110-56-875 (Senior Program)	Expenses	110-56-875-33351	Vehicle Fuel Costs	(\$3,429)	(\$6,266)	(\$4,872)	(\$7,000)
SS 110-56-875 (Senior Program)	Expenses	110-56-875-33360	Motor Pool Expense	(\$9,392)	(\$12,637)	(\$13,802)	(\$47,051)
Total Revenues				\$425,354	\$395,526	\$640,209	\$440,704
Total Expenses				(\$344,907)	(\$346,075)	(\$640,237)	(\$463,094)
Net Cost				\$80,447	\$49,451	(\$28)	(\$22,390)

Health and Human Services

Proposal	Type	Account String	Account Name	FY 2020-21	FY 2021-22	FY 2022-23	FY 2023-24
				Actuals	Actuals	Adopted Budget	Preliminary Budget
SS 110-56-880 (Public Guardian)	Revenues	110-56-880-17010	Miscellaneous Revenue	\$0	\$0	\$0	\$0
SS 110-56-880 (Public Guardian)	Revenues	110-56-880-17050	Donations & Contributions	\$0	\$0	\$0	\$0
SS 110-56-880 (Public Guardian)	Revenues	110-56-880-18100	Operating Transfers In	\$87,022	\$41,000	\$87,746	\$107,210
SS 110-56-880 (Public Guardian)	Revenues	110-56-880-18100	Operating Transfers In	\$87,022	\$41,000	\$87,746	\$107,210
SS 110-56-880 (Public Guardian)	Expenses	110-56-880-21100	Permanent	(\$51,472)	(\$26,543)	(\$45,000)	(\$45,000)
SS 110-56-880 (Public Guardian)	Expenses	110-56-880-21120	Overtime	\$0	\$0	\$0	\$0
SS 110-56-880 (Public Guardian)	Expenses	110-56-880-22100	Other Employee Benefits	(\$20,925)	(\$9,844)	(\$18,000)	(\$18,000)
SS 110-56-880 (Public Guardian)	Expenses	110-56-880-22110	Health (Medical-Dental-Vision)	\$0	\$0	\$0	\$0
SS 110-56-880 (Public Guardian)	Expenses	110-56-880-22120	Pension	(\$6,056)	\$0	(\$3,500)	(\$3,500)
SS 110-56-880 (Public Guardian)	Expenses	110-56-880-30280	Telephone/Communications	(\$651)	(\$237)	(\$611)	(\$500)
SS 110-56-880 (Public Guardian)	Expenses	110-56-880-31700	Membership Fees	(\$1,135)	(\$1,235)	(\$1,425)	(\$3,000)
SS 110-56-880 (Public Guardian)	Expenses	110-56-880-32030	Copier Pool	\$0	\$0	\$0	\$0
SS 110-56-880 (Public Guardian)	Expenses	110-56-880-32390	Legal Services	(\$6,544)	\$0	(\$10,000)	(\$10,000)
SS 110-56-880 (Public Guardian)	Expenses	110-56-880-32450	Contract Services	\$0	\$0	(\$3,500)	(\$18,500)
SS 110-56-880 (Public Guardian)	Expenses	110-56-880-32500	Professional & Specialized Ser	\$0	\$0	\$0	\$0
SS 110-56-880 (Public Guardian)	Expenses	110-56-880-33100	Education & Training	(\$60)	\$0	(\$500)	(\$500)
SS 110-56-880 (Public Guardian)	Expenses	110-56-880-33120	Special Department Expense	\$0	\$0	\$0	\$0
SS 110-56-880 (Public Guardian)	Expenses	110-56-880-33350	Travel & Training Expense	(\$725)	(\$3,337)	(\$4,710)	(\$7,710)
SS 110-56-880 (Public Guardian)	Expenses	110-56-880-33351	Vehicle Fuel Costs	(\$120)	(\$60)	(\$500)	(\$500)
SS 110-56-880 (Public Guardian)	Expenses	110-56-880-33360	Motor Pool Expense	\$0	\$0	\$0	\$0
Total Revenues				\$87,022	\$41,000	\$87,746	\$107,210
Total Expenses				(\$666)	(\$255)	\$0	\$0
Net Cost				\$86,356	\$40,745	\$87,746	\$107,210

Health and Human Services

Proposal	Type	Account String	Account Name	FY 2020-21	FY 2021-22	FY 2022-23	FY 2023-24
				Actuals	Actuals	Adopted Budget	Preliminary Budget
SS 111-56-869 (Workforce Investment Act)	Revenues	111-56-869-14010	Interest Income	\$0	\$0	\$0	\$0
SS 111-56-869 (Workforce Investment Act)	Revenues	111-56-869-15900	Oth: Other Govt Agencies	\$57,712	\$42,805	\$120,000	\$120,000
SS 111-56-869 (Workforce Investment Act)	Revenues	111-56-869-16199	Charges for Services - Interfund Transfers	\$0	\$0	\$0	\$0
SS 111-56-869 (Workforce Investment Act)	Revenues	111-56-869-17010	Miscellaneous Revenue	\$0	\$0	\$0	\$0
SS 111-56-869 (Workforce Investment Act)	Revenues	111-56-869-18100	Operating Transfers In	\$0	\$0	\$0	\$0
SS 111-56-869 (Workforce Investment Act)	Expenses	111-56-869-21100	Permanent	(\$25,368)	(\$15,541)	(\$20,000)	(\$30,000)
SS 111-56-869 (Workforce Investment Act)	Expenses	111-56-869-21120	Overtime	\$0	\$0	\$0	\$0
SS 111-56-869 (Workforce Investment Act)	Expenses	111-56-869-22100	Other Employee Benefits	(\$13,533)	(\$7,346)	(\$10,000)	(\$12,000)
SS 111-56-869 (Workforce Investment Act)	Expenses	111-56-869-22110	Health (Medical-Dental-Vision)	\$0	\$0	\$0	\$0
SS 111-56-869 (Workforce Investment Act)	Expenses	111-56-869-22120	Pension	\$0	\$0	\$0	\$0
SS 111-56-869 (Workforce Investment Act)	Expenses	111-56-869-30280	Telephone/Communications	(\$1,327)	(\$683)	(\$1,400)	(\$700)
SS 111-56-869 (Workforce Investment Act)	Expenses	111-56-869-31200	Equip Maintenance & Repair	\$0	\$0	\$0	\$0
SS 111-56-869 (Workforce Investment Act)	Expenses	111-56-869-32000	Office Expense	(\$1,916)	(\$937)	(\$2,000)	(\$600)
SS 111-56-869 (Workforce Investment Act)	Expenses	111-56-869-32010	TECHNOLOGY EXPENSES	\$0	\$0	\$0	\$0
SS 111-56-869 (Workforce Investment Act)	Expenses	111-56-869-32030	Copier Pool	\$0	\$0	\$0	(\$200)
SS 111-56-869 (Workforce Investment Act)	Expenses	111-56-869-32450	Contract Services	\$0	(\$563)	(\$5,000)	(\$5,000)
SS 111-56-869 (Workforce Investment Act)	Expenses	111-56-869-32500	Professional & Specialized Ser	(\$2,271)	(\$5,658)	(\$20,000)	(\$8,000)
SS 111-56-869 (Workforce Investment Act)	Expenses	111-56-869-32950	Rents & Leases - Real Property	(\$4,770)	(\$600)	(\$5,846)	(\$6,270)
SS 111-56-869 (Workforce Investment Act)	Expenses	111-56-869-33100	Education & Training	\$0	\$0	(\$2,000)	(\$2,000)
SS 111-56-869 (Workforce Investment Act)	Expenses	111-56-869-33120	Special Department Expense	(\$3,840)	(\$13,523)	(\$39,623)	(\$48,930)
SS 111-56-869 (Workforce Investment Act)	Expenses	111-56-869-33199	Special Dept Expense - Interfund Transfers	\$0	\$0	\$0	\$0
SS 111-56-869 (Workforce Investment Act)	Expenses	111-56-869-33350	Travel & Training Expense	\$0	\$0	(\$2,000)	(\$4,000)
SS 111-56-869 (Workforce Investment Act)	Expenses	111-56-869-33351	Vehicle Fuel Costs	(\$158)	\$0	(\$1,000)	(\$1,000)
SS 111-56-869 (Workforce Investment Act)	Expenses	111-56-869-33360	Motor Pool Expense	(\$415)	\$0	\$0	\$0
SS 111-56-869 (Workforce Investment Act)	Expenses	111-56-869-33600	Utilities	(\$1,306)	(\$1,249)	(\$1,600)	(\$1,300)
SS 111-56-869 (Workforce Investment Act)	Expenses	111-56-869-70500	Credit Card Clearing Account	\$0	\$0	\$0	\$0
SS 111-56-869 (Workforce Investment Act)	Expenses	111-56-869-72960	A-87 Indirect Costs	(\$9,077)	\$3,084	(\$9,531)	\$0
Total Revenues				\$57,712	\$42,805	\$120,000	\$120,000
Total Expenses				(\$63,981)	(\$43,016)	(\$120,000)	(\$120,000)
Net Cost				(\$6,269)	(\$211)	\$0	\$0

Health and Human Services

Proposal	Type	Account String	Account Name	FY 2020-21	FY 2021-22	FY 2022-23	FY 2023-24
				Actuals	Actuals	Adopted Budget	Preliminary Budget
SS 114-56-868 (County Childrens Trust Fund)	Revenues	114-56-868-14010	Interest Income	\$99	\$171	\$35	\$35
SS 114-56-868 (County Childrens Trust Fund)	Revenues	114-56-868-15462	St: Cbcap Comm Based Child Abu	\$26,092	\$79,814	\$26,242	\$26,242
SS 114-56-868 (County Childrens Trust Fund)	Revenues	114-56-868-16160	Birth Certificate Fees (Cctf)	\$605	\$569	\$551	\$551
SS 114-56-868 (County Childrens Trust Fund)	Revenues	114-56-868-16162	Ca Kid'S Plate Fees	\$478	\$209	\$209	\$209
SS 114-56-868 (County Childrens Trust Fund)	Revenues	114-56-868-17010	Miscellaneous Revenue	\$0	\$0	\$0	\$0
SS 114-56-868 (County Childrens Trust Fund)	Revenues	114-56-868-18100	Operating Transfers In	\$0	\$0	\$0	\$0
SS 114-56-868 (County Childrens Trust Fund)	Expenses	114-56-868-20010	Expenditures	\$0	\$0	\$0	\$0
SS 114-56-868 (County Childrens Trust Fund)	Expenses	114-56-868-32450	Contract Services	(\$28,047)	(\$7,965)	(\$27,037)	(\$27,037)
SS 114-56-868 (County Childrens Trust Fund)	Expenses	114-56-868-32500	Professional & Specialized Ser	\$0	\$0	\$0	\$0
SS 114-56-868 (County Childrens Trust Fund)	Expenses	114-56-868-33350	Travel & Training Expense	\$0	\$0	\$0	\$0
Total Revenues				\$27,273	\$80,763	\$27,037	\$27,037
Total Expenses				(\$28,047)	(\$7,965)	(\$27,037)	(\$27,037)
Net Cost				(\$774)	\$72,798	\$0	\$0

Health and Human Services

Proposal	Type	Account String	Account Name	FY 2020-21	FY 2021-22	FY 2022-23	FY 2023-24
				Actuals	Actuals	Adopted Budget	Preliminary Budget
SS 112-54-868 (WRAP)	Revenues	112-54-868-14010	Interest Income	\$0	\$0	\$0	\$0
SS 112-54-868 (WRAP)	Revenues	112-54-868-17010	Miscellaneous Revenue	\$0	\$0	\$0	\$0
SS 112-54-868 (WRAP)	Revenues	112-54-868-18100	Operating Transfers In	\$33,807	\$0	\$0	\$0
SS 112-54-868 (WRAP)	Expenses	112-54-868-20010	Expenditures	\$0	\$0	\$0	(\$25,000)
SS 112-54-868 (WRAP)	Expenses	112-54-868-91010	Contingency	\$0	\$0	\$0	\$0
Total Revenues				\$33,807	\$0	\$0	\$0
Total Expenses				\$0	\$0	\$0	(\$25,000)
Net Cost				\$33,807	\$0	\$0	(\$25,000)

Health and Human Services

Proposal	Type	Account String	Account Name	FY 2020-21	FY 2021-22	FY 2022-23	FY 2023-24
				Actuals	Actuals	Adopted Budget	Preliminary Budget
SS 117-51-868 (DSS 1991 Realignment)	Revenues	117-51-868-14010	Interest Income	\$24,934	\$30,751	\$26,210	\$26,210
SS 117-51-868 (DSS 1991 Realignment)	Revenues	117-51-868-15437	Realignment Backfill Support	\$145,055	\$0	\$0	\$0
SS 117-51-868 (DSS 1991 Realignment)	Revenues	117-51-868-15438	St: Realignment-Welfare Trust-Family Support	\$36,432	\$8,712	\$5,000	\$44,794
SS 117-51-868 (DSS 1991 Realignment)	Revenues	117-51-868-15439	St: Realignment-Welfare Trust-Child Poverty	\$5,515	\$40,027	\$33,269	\$15,568
SS 117-51-868 (DSS 1991 Realignment)	Revenues	117-51-868-15440	St: Realignment-Welfare Trust	\$809,793	\$811,751	\$800,000	\$702,000
SS 117-51-868 (DSS 1991 Realignment)	Expenses	117-51-868-60100	Operating Transfers Out	(\$329,296)	(\$491,253)	(\$864,479)	(\$788,572)
Total Revenues				\$1,021,730	\$891,241	\$864,479	\$788,572
Total Expenses				(\$329,296)	(\$491,253)	(\$864,479)	(\$788,572)
Net Cost				\$692,434	\$399,988	\$0	\$0

Health and Human Services

Proposal	Type	Account String	Account Name	FY 2020-21	FY 2021-22	FY 2022-23	FY 2023-24
				Actuals	Actuals	Adopted Budget	Preliminary Budget
SS 118-51-868 (DSS 2021 Realignment)	Revenues	118-51-868-14010	Interest Income	\$31,686	\$35,782	\$33,016	\$33,016
SS 118-51-868 (DSS 2021 Realignment)	Revenues	118-51-868-15443	St: 2011 Realignment	\$1,384,592	\$1,573,434	\$1,324,968	\$1,396,344
SS 118-51-868 (DSS 2021 Realignment)	Revenues	118-51-868-15456	St: 2011 Realignment-CALWORKS MOE	\$63,224	\$13,582	\$13,000	\$77,760
SS 118-51-868 (DSS 2021 Realignment)	Revenues	118-51-868-18100	Operating Transfers In	\$0	\$0	\$0	\$0
SS 118-51-868 (DSS 2021 Realignment)	Expenses	118-51-868-60100	Operating Transfers Out	(\$966,414)	(\$987,509)	(\$1,370,984)	(\$1,507,120)
Total Revenues				\$1,479,502	\$1,622,798	\$1,370,984	\$1,507,120
Total Expenses				(\$966,414)	(\$987,509)	(\$1,370,984)	(\$1,507,120)
Net Cost				\$513,088	\$635,289	\$0	\$0

Health and Human Services

Proposal	Type	Account String	Account Name	FY 2020-21	FY 2021-22	FY 2022-23	FY 2023-24
				Actuals	Actuals	Adopted Budget	Preliminary Budget
SS 115-51-868 (State Fed Public Administration Advances)	Revenues	115-51-868-14010	Interest Income	\$8,174	\$17,855	\$5,244	\$5,244
SS 115-51-868 (State Fed Public Administration Advances)	Revenues	115-51-868-15110	St: Public Assist-Admin	\$1,051,407	\$1,010,845	\$1,538,303	\$1,183,058
SS 115-51-868 (State Fed Public Administration Advances)	Revenues	115-51-868-15602	Fed: Public Assist-Admin	\$2,851,040	\$2,622,579	\$2,614,440	\$2,477,015
SS 115-51-868 (State Fed Public Administration Advances)	Expenses	115-51-868-60100	Operating Transfers Out	(\$3,020,290)	(\$3,237,101)	(\$4,157,987)	(\$3,665,317)
Total Revenues				\$3,910,621	\$3,651,280	\$4,157,987	\$3,665,317
Total Expenses				(\$3,020,290)	(\$3,237,101)	(\$4,157,987)	(\$3,665,317)
Net Cost				\$890,331	\$414,179	\$0	\$0

Health and Human Services

Proposal	Type	Account String	Account Name	FY 2020-21	FY 2021-22	FY 2022-23	FY 2023-24
				Actuals	Actuals	Adopted Budget	Preliminary Budget
SS 116-51-868 (State Fed Public Program Advances)	Revenues	116-51-868-14010	Interest Income	\$325	\$603	\$235	\$235
SS 116-51-868 (State Fed Public Program Advances)	Revenues	116-51-868-15110	St: Public Assist-Admin	\$44,178	\$108,485	\$120,342	\$58,440
SS 116-51-868 (State Fed Public Program Advances)	Revenues	116-51-868-15602	Fed: Public Assist-Admin	\$175,472	\$147,347	\$155,000	\$206,651
SS 116-51-868 (State Fed Public Program Advances)	Expenses	116-51-868-60100	Operating Transfers Out	(\$239,630)	(\$229,792)	(\$275,577)	(\$265,326)
Total Revenues				\$219,975	\$256,435	\$275,577	\$265,326
Total Expenses				(\$239,630)	(\$229,792)	(\$275,577)	(\$265,326)
Net Cost				(\$19,655)	\$26,643	\$0	\$0

Other Community Services

Proposal	Type	Account String	Account Name	FY 2020-21	FY 2021-22	FY 2022-23	FY 2023-24
				Actuals	Actuals	Adopted Budget	Preliminary Budget
CA 160-10-225 (CSA 1)	Revenues	160-10-225-10020	Prop Tax -Current Secured	\$189,474	\$206,179	\$190,000	\$220,748
CA 160-10-225 (CSA 1)	Revenues	160-10-225-10030	Prop Tax -Current Unsecured	\$0	\$0	\$13,300	\$12,000
CA 160-10-225 (CSA 1)	Revenues	160-10-225-14010	Interest Income	\$5,620	\$7,442	\$2,000	\$4,000
CA 160-10-225 (CSA 1)	Revenues	160-10-225-14080	Repeater Tower Rent	\$3,618	\$4,746	\$0	\$3,168
CA 160-10-225 (CSA 1)	Revenues	160-10-225-15601	Fed: Fcc Grant	\$0	\$0	\$0	\$0
CA 160-10-225 (CSA 1)	Revenues	160-10-225-16055	Special Assessments	\$0	\$0	\$0	\$0
CA 160-10-225 (CSA 1)	Revenues	160-10-225-16215	Community Garden Fees	\$125	\$0	\$100	\$0
CA 160-10-225 (CSA 1)	Revenues	160-10-225-16216	Community Citizen Program Fees	\$0	\$0	\$0	\$0
CA 160-10-225 (CSA 1)	Revenues	160-10-225-17010	Miscellaneous Revenue	\$0	\$0	\$7,500	\$0
CA 160-10-225 (CSA 1)	Revenues	160-10-225-17050	Donations & Contributions	\$0	\$0	\$0	\$11,000
CA 160-10-225 (CSA 1)	Expenses	160-10-225-21100	Permanent	(\$1,063)	(\$8,861)	(\$12,313)	(\$20,000)
CA 160-10-225 (CSA 1)	Expenses	160-10-225-22100	Other Employee Benefits	(\$92)	(\$778)	(\$2,205)	\$0
CA 160-10-225 (CSA 1)	Expenses	160-10-225-30280	Telephone/Communications	\$0	\$0	\$0	\$0
CA 160-10-225 (CSA 1)	Expenses	160-10-225-31200	Equip Maintenance & Repair	\$0	\$0	\$0	\$0
CA 160-10-225 (CSA 1)	Expenses	160-10-225-31400	Building/Land Maint & Repair	\$0	(\$35,982)	(\$50,000)	(\$280,000)
CA 160-10-225 (CSA 1)	Expenses	160-10-225-32000	Office Expense	(\$713)	(\$591)	(\$600)	(\$1,000)
CA 160-10-225 (CSA 1)	Expenses	160-10-225-32010	TECHNOLOGY EXPENSES	\$0	\$0	\$0	\$0
CA 160-10-225 (CSA 1)	Expenses	160-10-225-32030	Copier Pool	\$0	\$0	\$0	\$0
CA 160-10-225 (CSA 1)	Expenses	160-10-225-32450	Contract Services	\$0	(\$1,560)	(\$10,000)	(\$10,000)
CA 160-10-225 (CSA 1)	Expenses	160-10-225-32500	Professional & Specialized Ser	(\$11,553)	(\$13,096)	(\$20,000)	(\$20,000)
CA 160-10-225 (CSA 1)	Expenses	160-10-225-32860	Rents & Leases - Other	(\$169)	\$0	\$0	\$0
CA 160-10-225 (CSA 1)	Expenses	160-10-225-32950	Rents & Leases - Real Property	(\$1,800)	(\$1,200)	(\$1,200)	(\$1,200)
CA 160-10-225 (CSA 1)	Expenses	160-10-225-33120	Special Department Expense	(\$1,795)	(\$3,967)	(\$5,000)	(\$5,500)
CA 160-10-225 (CSA 1)	Expenses	160-10-225-33600	Utilities	(\$2,767)	(\$2,632)	(\$1,000)	(\$6,800)
CA 160-10-225 (CSA 1)	Expenses	160-10-225-52010	Land & Improvements	\$0	\$0	(\$7,500)	\$0
CA 160-10-225 (CSA 1)	Expenses	160-10-225-53030	Capital Equipment, \$5,000+	\$0	\$0	(\$250,000)	(\$600,000)
CA 160-10-225 (CSA 1)	Expenses	160-10-225-60110	Civic Center Rent	\$0	\$0	\$0	\$0
CA 160-10-225 (CSA 1)	Expenses	160-10-225-91010	Contingency	\$0	(\$2,828)	(\$10,000)	\$0
Total Revenues				\$198,837	\$218,368	\$212,900	\$250,916
Total Expenses				(\$19,952)	(\$71,495)	(\$369,817)	(\$944,500)
Net Cost				\$178,885	\$146,873	(\$156,917)	(\$693,584)

Other Community Services

Proposal	Type	Account String	Account Name	FY 2020-21	FY 2021-22	FY 2022-23	FY 2023-24
				Actuals	Actuals	Adopted Budget	Preliminary Budget
CA 162-10-226 (CSA 2)	Revenues	162-10-226-10020	Prop Tax -Current Secured	\$0	\$0	\$0	\$0
CA 162-10-226 (CSA 2)	Revenues	162-10-226-14010	Interest Income	\$3,084	\$2,917	\$0	\$2,500
CA 162-10-226 (CSA 2)	Revenues	162-10-226-15601	Fed: Fcc Grant	\$0	\$0	\$0	\$0
CA 162-10-226 (CSA 2)	Revenues	162-10-226-16055	Special Assessments	\$1,697	\$119	\$0	\$0
CA 162-10-226 (CSA 2)	Revenues	162-10-226-17010	Miscellaneous Revenue	\$0	\$0	\$0	\$0
CA 162-10-226 (CSA 2)	Revenues	162-10-226-18010	Sale Of Surplus Assets	\$0	\$0	\$0	\$0
CA 162-10-226 (CSA 2)	Revenues	162-10-226-18020	Sale Of Surplus Supplies/Equip	\$0	\$0	\$0	\$0
CA 162-10-226 (CSA 2)	Expenses	162-10-226-21100	Permanent	\$0	\$0	\$0	\$0
CA 162-10-226 (CSA 2)	Expenses	162-10-226-22100	Other Employee Benefits	\$0	\$0	\$0	\$0
CA 162-10-226 (CSA 2)	Expenses	162-10-226-30280	Telephone/Communications	\$0	\$0	\$0	\$0
CA 162-10-226 (CSA 2)	Expenses	162-10-226-31200	Equip Maintenance & Repair	\$0	\$0	\$0	(\$10,000)
CA 162-10-226 (CSA 2)	Expenses	162-10-226-32010	TECHNOLOGY EXPENSES	\$0	\$0	\$0	\$0
CA 162-10-226 (CSA 2)	Expenses	162-10-226-32030	Copier Pool	\$0	\$0	\$0	\$0
CA 162-10-226 (CSA 2)	Expenses	162-10-226-32450	Contract Services	\$0	\$0	\$0	(\$50,000)
CA 162-10-226 (CSA 2)	Expenses	162-10-226-32500	Professional & Specialized Ser	\$0	\$0	\$0	\$0
CA 162-10-226 (CSA 2)	Expenses	162-10-226-33120	Special Department Expense	\$0	\$0	\$0	(\$2,500)
CA 162-10-226 (CSA 2)	Expenses	162-10-226-33600	Utilities	\$0	\$0	\$0	(\$1,000)
CA 162-10-226 (CSA 2)	Expenses	162-10-226-53030	Capital Equipment, \$5,000+	\$0	\$0	\$0	\$0
CA 162-10-226 (CSA 2)	Expenses	162-10-226-91010	Contingency	\$0	\$0	\$0	\$0
Total Revenues				\$4,780	\$3,036	\$0	\$2,500
Total Expenses				\$0	\$0	\$0	(\$63,500)
Net Cost				\$4,780	\$3,036	\$0	(\$61,000)

Other Community Services

Proposal	Type	Account String	Account Name	FY 2020-21	FY 2021-22	FY 2022-23	FY 2023-24
				Actuals	Actuals	Adopted Budget	Preliminary Budget
CA 163-10-227 (CSA 5)	Revenues	163-10-227-10020	Prop Tax -Current Secured	\$58,414	\$62,999	\$62,000	\$62,000
CA 163-10-227 (CSA 5)	Revenues	163-10-227-14010	Interest Income	\$8,015	\$8,225	\$2,000	\$2,000
CA 163-10-227 (CSA 5)	Revenues	163-10-227-16055	Special Assessments	\$0	\$0	\$0	\$0
CA 163-10-227 (CSA 5)	Revenues	163-10-227-17010	Miscellaneous Revenue	\$5,332	\$5,332	\$5,332	\$5,332
CA 163-10-227 (CSA 5)	Expenses	163-10-227-21100	Permanent	\$0	\$0	\$0	\$0
CA 163-10-227 (CSA 5)	Expenses	163-10-227-22100	Other Employee Benefits	\$0	\$0	\$0	\$0
CA 163-10-227 (CSA 5)	Expenses	163-10-227-30280	Telephone/Communications	\$0	\$0	\$0	\$0
CA 163-10-227 (CSA 5)	Expenses	163-10-227-31200	Equip Maintenance & Repair	\$0	\$0	\$0	\$0
CA 163-10-227 (CSA 5)	Expenses	163-10-227-32000	Office Expense	(\$150)	(\$150)	(\$500)	(\$500)
CA 163-10-227 (CSA 5)	Expenses	163-10-227-32010	TECHNOLOGY EXPENSES	\$0	\$0	\$0	\$0
CA 163-10-227 (CSA 5)	Expenses	163-10-227-32030	Copier Pool	\$0	\$0	\$0	\$0
CA 163-10-227 (CSA 5)	Expenses	163-10-227-32450	Contract Services	(\$5,507)	(\$5,804)	(\$14,500)	(\$14,500)
CA 163-10-227 (CSA 5)	Expenses	163-10-227-32500	Professional & Specialized Ser	(\$3,755)	(\$1,279)	(\$22,500)	(\$22,500)
CA 163-10-227 (CSA 5)	Expenses	163-10-227-32950	Rents & Leases - Real Property	\$0	\$0	\$0	\$0
CA 163-10-227 (CSA 5)	Expenses	163-10-227-33120	Special Department Expense	\$0	(\$920)	(\$55,000)	(\$55,000)
CA 163-10-227 (CSA 5)	Expenses	163-10-227-33600	Utilities	(\$547)	(\$538)	(\$2,500)	(\$2,500)
CA 163-10-227 (CSA 5)	Expenses	163-10-227-47010	Contributions To Other Governm	\$0	\$0	\$0	\$0
CA 163-10-227 (CSA 5)	Expenses	163-10-227-52011	Buildings & Improvements	(\$3,305)	(\$2,249)	(\$155,000)	(\$155,000)
CA 163-10-227 (CSA 5)	Expenses	163-10-227-53030	Capital Equipment, \$5,000+	\$0	\$0	(\$335,000)	(\$335,000)
CA 163-10-227 (CSA 5)	Expenses	163-10-227-60110	Civic Center Rent	\$0	\$0	\$0	\$0
CA 163-10-227 (CSA 5)	Expenses	163-10-227-91010	Contingency	\$0	\$0	\$0	\$0
Total Revenues				\$71,761	\$76,556	\$69,332	\$69,332
Total Expenses				(\$13,264)	(\$10,940)	(\$585,000)	(\$585,000)
Net Cost				\$58,496	\$65,616	(\$515,668)	(\$515,668)

Other Community Services

Proposal	Type	Account String	Account Name	FY 2020-21	FY 2021-22	FY 2022-23	FY 2023-24
				Actuals	Actuals	Adopted Budget	Preliminary Budget
PW 164-10-228 (Zones of Benefit)	Revenues	164-10-228-14010	Interest Income	\$14,046	\$14,203	\$0	\$0
PW 164-10-228 (Zones of Benefit)	Revenues	164-10-228-16055	Special Assessments	\$146,113	\$160,437	\$146,000	\$164,000
PW 164-10-228 (Zones of Benefit)	Revenues	164-10-228-17010	Miscellaneous Revenue	\$0	\$0	\$0	\$0
PW 164-10-228 (Zones of Benefit)	Revenues	164-10-228-18100	Operating Transfers In	\$0	\$0	\$0	\$0
PW 164-10-228 (Zones of Benefit)	Expenses	164-10-228-31400	Building/Land Maint & Repair	(\$33,517)	(\$85,123)	(\$325,000)	(\$50,000)
PW 164-10-228 (Zones of Benefit)	Expenses	164-10-228-32450	Contract Services	\$0	\$0	\$0	(\$35,000)
PW 164-10-228 (Zones of Benefit)	Expenses	164-10-228-33351	Vehicle Fuel Costs	\$0	\$0	\$0	\$0
PW 164-10-228 (Zones of Benefit)	Expenses	164-10-228-53030	Capital Equipment, \$5,000+	\$0	\$0	\$0	\$0
PW 164-10-228 (Zones of Benefit)	Expenses	164-10-228-60110	Civic Center Rent	\$0	\$0	\$0	\$0
PW 164-10-228 (Zones of Benefit)	Expenses	164-10-228-91010	Contingency	\$0	\$0	\$0	\$0
Total Revenues				\$160,159	\$174,640	\$146,000	\$164,000
Total Expenses				(\$33,517)	(\$85,123)	(\$325,000)	(\$85,000)
Net Cost				\$126,642	\$89,517	(\$179,000)	\$79,000

Other Community Services

Proposal	Type	Account String	Account Name	FY 2020-21	FY 2021-22	FY 2022-23	FY 2023-24
				Actuals	Actuals	Adopted Budget	Preliminary Budget
PW 103-17-735 (Conway Ranch)	Revenues	103-17-735-14010	Interest Income	\$2	\$82	\$0	\$0
PW 103-17-735 (Conway Ranch)	Revenues	103-17-735-14050	Rental Income	\$0	\$0	\$0	\$0
PW 103-17-735 (Conway Ranch)	Revenues	103-17-735-15900	Oth: Other Govt Agencies	\$0	\$0	\$50,000	\$0
PW 103-17-735 (Conway Ranch)	Revenues	103-17-735-17010	Miscellaneous Revenue	\$0	\$1,960	\$2,300	\$2,500
PW 103-17-735 (Conway Ranch)	Revenues	103-17-735-18100	Operating Transfers In	\$100,000	\$16,000	\$15,000	\$37,953
PW 103-17-735 (Conway Ranch)	Expenses	103-17-735-21100	Permanent	\$0	(\$9,623)	(\$9,955)	(\$10,153)
PW 103-17-735 (Conway Ranch)	Expenses	103-17-735-21103	Education Add-on Pay	\$0	\$0	\$0	\$0
PW 103-17-735 (Conway Ranch)	Expenses	103-17-735-21104	Bilingual	\$0	\$0	\$0	\$0
PW 103-17-735 (Conway Ranch)	Expenses	103-17-735-21106	Cash-outs (Vac, SL, Comp)	\$0	\$0	\$0	\$0
PW 103-17-735 (Conway Ranch)	Expenses	103-17-735-21120	Overtime	\$0	\$0	\$0	\$0
PW 103-17-735 (Conway Ranch)	Expenses	103-17-735-21130	Auto Allowance	\$0	\$0	\$0	\$0
PW 103-17-735 (Conway Ranch)	Expenses	103-17-735-21410	Holiday Pay	\$0	\$0	\$0	\$0
PW 103-17-735 (Conway Ranch)	Expenses	103-17-735-22100	Other Employee Benefits	\$0	(\$1,002)	(\$277)	\$0
PW 103-17-735 (Conway Ranch)	Expenses	103-17-735-22101	Medicare	\$0	\$0	\$0	(\$147)
PW 103-17-735 (Conway Ranch)	Expenses	103-17-735-22102	Social Security (FICA)	\$0	\$0	\$0	\$0
PW 103-17-735 (Conway Ranch)	Expenses	103-17-735-22103	401a Contributions	\$0	\$0	\$0	\$0
PW 103-17-735 (Conway Ranch)	Expenses	103-17-735-22105	State Disability	\$0	\$0	\$0	(\$122)
PW 103-17-735 (Conway Ranch)	Expenses	103-17-735-22106	Unemployment	\$0	\$0	\$0	(\$10)
PW 103-17-735 (Conway Ranch)	Expenses	103-17-735-22109	Cellphone Stipends	\$0	\$0	\$0	(\$90)
PW 103-17-735 (Conway Ranch)	Expenses	103-17-735-22110	Health (Medical-Dental-Vision)	\$0	(\$2,165)	(\$2,429)	(\$2,831)
PW 103-17-735 (Conway Ranch)	Expenses	103-17-735-22120	Pension	\$0	(\$1,030)	(\$2,882)	(\$3,000)
PW 103-17-735 (Conway Ranch)	Expenses	103-17-735-22125	PRST Contribution	\$0	\$0	\$0	\$0
PW 103-17-735 (Conway Ranch)	Expenses	103-17-735-30120	Uniform Allowance	\$0	\$0	\$0	\$0
PW 103-17-735 (Conway Ranch)	Expenses	103-17-735-30280	Telephone/Communications	\$0	(\$90)	(\$90)	(\$100)
PW 103-17-735 (Conway Ranch)	Expenses	103-17-735-30500	Workers' Comp Ins Expense	\$0	\$0	\$0	\$0
PW 103-17-735 (Conway Ranch)	Expenses	103-17-735-30510	Liability Insurance Expense	(\$85,583)	(\$639)	\$0	(\$2)
PW 103-17-735 (Conway Ranch)	Expenses	103-17-735-31200	Equip Maintenance & Repair	\$0	\$0	\$0	\$0
PW 103-17-735 (Conway Ranch)	Expenses	103-17-735-31400	Building/Land Maint & Repair	(\$2,586)	(\$2,425)	(\$3,000)	(\$3,000)
PW 103-17-735 (Conway Ranch)	Expenses	103-17-735-32010	TECHNOLOGY EXPENSES	\$0	\$0	\$0	\$0
PW 103-17-735 (Conway Ranch)	Expenses	103-17-735-32030	Copier Pool	\$0	\$0	\$0	\$0
PW 103-17-735 (Conway Ranch)	Expenses	103-17-735-32450	Contract Services	(\$10,000)	\$0	(\$51,500)	(\$20,000)
PW 103-17-735 (Conway Ranch)	Expenses	103-17-735-32500	Professional & Specialized Ser	\$0	\$0	\$0	\$0
PW 103-17-735 (Conway Ranch)	Expenses	103-17-735-33120	Special Department Expense	(\$638)	(\$619)	(\$1,000)	(\$1,000)
PW 103-17-735 (Conway Ranch)	Expenses	103-17-735-52010	Land & Improvements	\$0	\$0	\$0	\$0
PW 103-17-735 (Conway Ranch)	Expenses	103-17-735-53030	Capital Equipment, \$5,000+	\$0	\$0	\$0	\$0
PW 103-17-735 (Conway Ranch)	Expenses	103-17-735-60110	Civic Center Rent	\$0	\$0	\$0	\$0
Total Revenues				\$100,002	\$18,042	\$67,300	\$40,453
Total Expenses				(\$98,807)	(\$17,593)	(\$71,133)	(\$40,456)
Net Cost				\$1,195	\$450	(\$3,833)	(\$3)

Capital Investments

Proposal	Type	Account String	Account Name	FY 2020-21 Actuals	FY 2021-22 Actuals	FY 2022-23 Adopted Budget	FY 2023-24 Preliminary Budget
CIP 190-18-725 (CIP)	Revenues	190-18-725-14010	Interest Income	\$0	\$0	\$0	\$0
CIP 190-18-725 (CIP)	Revenues	190-18-725-15050	St: Gb Air Pollution Cntl Dist	\$0	\$0	\$0	\$0
CIP 190-18-725 (CIP)	Revenues	190-18-725-15504	Fed: Cdbg Housing & Comm Devel	\$0	\$0	\$0	\$0
CIP 190-18-725 (CIP)	Revenues	190-18-725-15750	Fed: Geothermal Royalties	\$0	\$0	\$0	\$0
CIP 190-18-725 (CIP)	Revenues	190-18-725-15900	Oth: Other Govt Agencies	\$0	\$0	\$121,600	\$0
CIP 190-18-725 (CIP)	Revenues	190-18-725-17010	Miscellaneous Revenue	\$0	\$0	\$0	\$0
CIP 190-18-725 (CIP)	Revenues	190-18-725-17020	Prior Year Revenue	\$0	\$0	\$0	\$0
CIP 190-18-725 (CIP)	Revenues	190-18-725-17050	Donations & Contributions	\$300	\$200	\$0	\$0
CIP 190-18-725 (CIP)	Revenues	190-18-725-17180	Courthouse Construction Fund	\$75,998	\$0	\$180,000	\$0
CIP 190-18-725 (CIP)	Revenues	190-18-725-18100	Operating Transfers In	\$0	\$0	\$2	\$0
CIP 190-18-725 (CIP)	Expenses	190-18-725-31400	Building/Land Maint & Repair	(\$2,187)	(\$22,752)	\$0	\$0
CIP 190-18-725 (CIP)	Expenses	190-18-725-32500	Professional & Specialized Ser	\$0	\$0	\$0	\$0
CIP 190-18-725 (CIP)	Expenses	190-18-725-47010	Contributions To Other Governm	\$0	\$0	\$0	\$0
CIP 190-18-725 (CIP)	Expenses	190-18-725-52011	Buildings & Improvements	(\$180,528)	(\$129,460)	(\$332,002)	(\$200,000)
CIP 190-18-725 (CIP)	Expenses	190-18-725-53022	Fixed Assets: Buildings	\$0	(\$3,752)	\$0	\$0
CIP 190-18-725 (CIP)	Expenses	190-18-725-53023	Fixed Assets: Land	\$0	\$0	\$0	\$0
CIP 190-18-725 (CIP)	Expenses	190-18-725-60110	Civic Center Rent	\$0	\$0	\$0	\$0
Total Revenues				\$76,298	\$200	\$301,602	\$0
Total Expenses				(\$182,715)	(\$155,964)	(\$332,002)	(\$200,000)
Fund Contribution				(\$106,417)	(\$155,764)	(\$30,400)	(\$200,000)

Capital Investments

Proposal	Type	Account String	Account Name	FY 2020-21	FY 2021-22	FY 2022-23	FY 2023-24
				Actuals	Actuals	Adopted Budget	Preliminary Budget
CIP 192-22-460 (CIP Criminal Justice Fac Revenues		192-22-460-14010	Interest Income	\$0	\$0	\$0	\$0
CIP 192-22-460 (CIP Criminal Justice Fac Revenues		192-22-460-15415	St: SB844	\$0	\$0	\$25,000,000	\$0
CIP 192-22-460 (CIP Criminal Justice Fac Revenues		192-22-460-15900	Oth: Other Govt Agencies	\$129,814	\$0	\$0	\$0
CIP 192-22-460 (CIP Criminal Justice Fac Revenues		192-22-460-17040	In-kind Contributions	\$0	\$0	\$0	\$0
CIP 192-22-460 (CIP Criminal Justice Fac Revenues		192-22-460-18000	Other Financing Sources	\$0	\$0	\$0	\$0
CIP 192-22-460 (CIP Criminal Justice Fac Revenues		192-22-460-18100	Operating Transfers In	\$707,137	\$0	\$0	\$0
CIP 192-22-460 (CIP Criminal Justice Fac Revenues		192-22-460-18150	Long Term Debt Proceeds	\$0	\$6,592,000	\$0	\$0
CIP 192-22-460 (CIP Criminal Justice Fac Expenses		192-22-460-35210	Bond/Loan Interest	\$0	\$0	\$0	\$0
CIP 192-22-460 (CIP Criminal Justice Fac Expenses		192-22-460-53022	Fixed Assets: Buildings	(\$338,698)	(\$853,035)	(\$30,937,152)	(\$2,000,000)
CIP 192-22-460 (CIP Criminal Justice Fac Expenses		192-22-460-60045	Bond/Loan Principle Repayment	\$0	\$0	\$0	\$0
			Total Revenues	\$836,951	\$6,592,000	\$25,000,000	\$0
			Total Expenses	(\$338,698)	(\$853,035)	(\$30,937,152)	(\$2,000,000)
			Fund Contribution	\$498,252	\$5,738,965	(\$5,937,152)	(\$2,000,000)

Capital Investments

Proposal	Type	Account String	Account Name	FY 2020-21 Actuals	FY 2021-22 Actuals	FY 2022-23 Adopted Budget	FY 2023-24 Preliminary Budget
IT CIP 191-18-001 (CIP Emergency Communications System)	Revenues	191-18-001-14010	Interest Income	\$0	\$0	\$0	\$0
IT CIP 191-18-001 (CIP Emergency Communications System)	Revenues	191-18-001-18100	Operating Transfers In	\$0	\$0	\$0	\$0
IT CIP 191-18-001 (CIP Emergency Communications System)	Expenses	191-18-001-52011	Buildings & Improvements	\$0	\$0	\$0	\$0
IT CIP 191-18-001 (CIP Emergency Communications System)	Expenses	191-18-001-53030	Capital Equipment, \$5,000+	(\$71,846)	(\$14,619)	(\$91,000)	(\$89,000)
IT CIP 191-18-001 (CIP Emergency Communications System)	Expenses	191-18-001-60110	Civic Center Rent	\$0	\$0	\$0	\$0
Total Revenues				\$0	\$0	\$0	\$0
Total Expenses				(\$71,846)	(\$14,619)	(\$91,000)	(\$89,000)
Fund Contribution				(\$71,846)	(\$14,619)	(\$91,000)	(\$89,000)

Capital Investments

Proposal	Type	Account String	Account Name	FY 2020-21	FY 2021-22	FY 2022-23	FY 2023-24
				Actuals	Actuals	Adopted Budget	Preliminary Budget
PW 181-31-725 (State & Fed Construction Funds)	Revenues	181-31-725-14010	Interest Income	\$20,467	\$32,949	\$0	\$0
PW 181-31-725 (State & Fed Construction Funds)	Revenues	181-31-725-15040	St: Prop 1B Road Construction	\$0	\$0	\$0	\$2,000,000
PW 181-31-725 (State & Fed Construction Funds)	Revenues	181-31-725-15043	St: Road Maint & Rehab per SB1 SHC 2032(h)(2)	\$1,833,273	\$1,988,383	\$2,197,476	\$1,500,000
PW 181-31-725 (State & Fed Construction Funds)	Revenues	181-31-725-15101	RSTP - Highway Safety Revenue	\$43,352	\$4,993	\$1,424,000	\$1,400,000
PW 181-31-725 (State & Fed Construction Funds)	Revenues	181-31-725-15170	St: Stip-Aid For Construction	\$67,166	\$1,215,882	\$2,457,000	\$0
PW 181-31-725 (State & Fed Construction Funds)	Revenues	181-31-725-15648	Fed: Matching Funds	\$70,468	\$0	\$0	\$0
PW 181-31-725 (State & Fed Construction Funds)	Revenues	181-31-725-15649	Fed: Transportation Enhancemnt	\$0	\$0	\$0	\$0
PW 181-31-725 (State & Fed Construction Funds)	Revenues	181-31-725-15900	Oth: Other Govt Agencies	\$0	\$0	\$0	\$0
PW 181-31-725 (State & Fed Construction Funds)	Revenues	181-31-725-18100	Operating Transfers In	\$0	\$0	\$0	\$0
PW 181-31-725 (State & Fed Construction Funds)	Expenses	181-31-725-47010	Contributions To Other Governm	\$0	\$0	\$0	(\$2,000,000)
PW 181-31-725 (State & Fed Construction Funds)	Expenses	181-31-725-52010	Land & Improvements	(\$2,306,461)	(\$1,567,090)	(\$6,891,000)	(\$2,900,000)
Total Revenues				\$2,034,725	\$3,242,206	\$6,078,476	\$4,900,000
Total Expenses				(\$2,306,461)	(\$1,567,090)	(\$6,891,000)	(\$4,900,000)
Fund Contribution				(\$271,736)	\$1,675,116	(\$812,524)	\$0

Internal Service Fund

Proposal	Type	Account String	Account Name	FY 2020-21	FY 2021-22	FY 2022-23	FY 2023-24
				Actuals	Actuals	Adopted Budget	Preliminary Budget
CC 652-10-30 (Insurance ISF)	Revenues	652-10-300-14010	Interest Income	\$8,602	\$7,321	\$1,684	\$7,000
CC 652-10-30 (Insurance ISF)	Revenues	652-10-300-14020	Unrealized Gain/Loss	\$1,041,603	\$341,872	\$0	\$0
CC 652-10-30 (Insurance ISF)	Revenues	652-10-300-16610	Insurance Loss Prevention Subs	\$0	\$10,000	\$10,000	\$10,000
CC 652-10-30 (Insurance ISF)	Revenues	652-10-300-17110	Employee Wellness Contribution	\$30,899	\$33,115	\$27,000	\$20,000
CC 652-10-30 (Insurance ISF)	Revenues	652-10-300-17120	Miscellaneous Reimbursements	\$0	\$0	\$0	\$0
CC 652-10-30 (Insurance ISF)	Revenues	652-10-300-17121	Dept Insurance Revenue	\$2,159,441	\$2,214,025	\$2,261,675	\$2,300,274
CC 652-10-30 (Insurance ISF)	Revenues	652-10-300-17125	Dental Premium Revenue	\$0	\$361,531	\$270,000	\$232,685
CC 652-10-30 (Insurance ISF)	Expenses	652-10-300-21100	Permanent	(\$93,455)	(\$105,906)	(\$114,981)	(\$111,952)
CC 652-10-30 (Insurance ISF)	Expenses	652-10-300-22100	Other Employee Benefits	(\$14,126)	(\$13,810)	(\$6,263)	\$0
CC 652-10-30 (Insurance ISF)	Expenses	652-10-300-22101	Medicare	\$0	\$0	\$0	(\$1,623)
CC 652-10-30 (Insurance ISF)	Expenses	652-10-300-22103	401a Contributions	\$0	\$0	\$0	(\$3,359)
CC 652-10-30 (Insurance ISF)	Expenses	652-10-300-22105	State Disability	\$0	\$0	\$0	(\$1,343)
CC 652-10-30 (Insurance ISF)	Expenses	652-10-300-22106	Unemployment	\$0	\$0	\$0	(\$112)
CC 652-10-30 (Insurance ISF)	Expenses	652-10-300-22109	Cellphone Stipends	\$0	\$0	\$0	(\$1,260)
CC 652-10-30 (Insurance ISF)	Expenses	652-10-300-22110	Health (Medical-Dental-Vision)	(\$8,244)	(\$8,352)	(\$9,313)	(\$21,526)
CC 652-10-30 (Insurance ISF)	Expenses	652-10-300-22120	Pension	(\$26,615)	(\$29,009)	(\$30,264)	(\$33,082)
CC 652-10-30 (Insurance ISF)	Expenses	652-10-300-30280	Telephone/Communications	(\$882)	(\$897)	(\$900)	\$0
CC 652-10-30 (Insurance ISF)	Expenses	652-10-300-30500	Workers' Comp Ins Expense	(\$1,262,330)	(\$1,251,551)	(\$1,434,303)	(\$1,268,764)
CC 652-10-30 (Insurance ISF)	Expenses	652-10-300-30510	Liability Insurance Expense	(\$758,620)	(\$730,098)	(\$828,681)	(\$1,031,510)
CC 652-10-30 (Insurance ISF)	Expenses	652-10-300-31700	Membership Fees	\$0	\$0	\$0	\$0
CC 652-10-30 (Insurance ISF)	Expenses	652-10-300-32000	Office Expense	\$0	(\$54)	(\$100)	(\$200)
CC 652-10-30 (Insurance ISF)	Expenses	652-10-300-32010	TECHNOLOGY EXPENSES	\$0	\$0	(\$2,326)	(\$2,391)
CC 652-10-30 (Insurance ISF)	Expenses	652-10-300-32030	Copier Pool	\$0	\$0	\$0	\$0
CC 652-10-30 (Insurance ISF)	Expenses	652-10-300-32450	Contract Services	(\$24,387)	(\$51,939)	(\$70,000)	(\$55,000)
CC 652-10-30 (Insurance ISF)	Expenses	652-10-300-33100	Education & Training	\$0	\$0	\$0	\$0
CC 652-10-30 (Insurance ISF)	Expenses	652-10-300-33120	Special Department Expense	(\$2,239)	(\$4,267)	(\$15,000)	(\$20,000)
CC 652-10-30 (Insurance ISF)	Expenses	652-10-300-33151	Special Event Insurance Costs	\$0	\$0	\$0	\$0
CC 652-10-30 (Insurance ISF)	Expenses	652-10-300-33350	Travel & Training Expense	\$0	(\$446)	(\$3,500)	(\$3,500)
CC 652-10-30 (Insurance ISF)	Expenses	652-10-300-33360	Motor Pool Expense	\$0	(\$63)	(\$1,100)	(\$500)
CC 652-10-30 (Insurance ISF)	Expenses	652-10-300-35100	Liability Claims	\$228,330	(\$365,289)	\$0	\$0
CC 652-10-30 (Insurance ISF)	Expenses	652-10-300-35120	Dental Claims	\$0	(\$216,760)	(\$270,000)	(\$225,000)
CC 652-10-30 (Insurance ISF)	Expenses	652-10-300-60110	Civic Center Rent	\$0	\$0	\$0	\$0
CC 652-10-30 (Insurance ISF)	Expenses	652-10-300-70250	Prior Period Adjustments	\$0	\$0	\$0	\$0
CC 652-10-30 (Insurance ISF)	Expenses	652-10-300-72960	A-87 Indirect Costs	(\$54,417)	(\$37,072)	(\$57,138)	(\$57,138)
Total Revenues				\$3,240,544	\$2,967,864	\$2,570,359	\$2,569,959
Total Expenses				(\$2,016,984)	(\$2,815,512)	(\$2,843,869)	(\$2,838,260)
Fund Contribution				\$1,223,560	\$152,352	(\$273,510)	(\$268,301)

Internal Service Fund

Proposal	Type	Account String	Account Name	FY 2020-21	FY 2021-22	FY 2022-23	FY 2023-24
				Actuals	Actuals	Adopted Budget	Preliminary Budget
FN 655-10-305 (Copier Pool)	Revenues	655-10-305-14010	Interest Income	\$739	\$838	\$700	\$1,200
FN 655-10-305 (Copier Pool)	Revenues	655-10-305-16950	Inter-Fund Revenue	\$60,518	\$81,402	\$107,500	\$110,000
FN 655-10-305 (Copier Pool)	Expenses	655-10-305-30270	Administration Expense	(\$1,752)	(\$869)	(\$2,000)	(\$2,000)
FN 655-10-305 (Copier Pool)	Expenses	655-10-305-31200	Equip Maintenance & Repair	(\$43,778)	(\$44,635)	(\$46,500)	(\$47,000)
FN 655-10-305 (Copier Pool)	Expenses	655-10-305-32000	Office Expense	(\$29,226)	(\$25,562)	(\$30,000)	(\$32,000)
FN 655-10-305 (Copier Pool)	Expenses	655-10-305-39000	Depreciation Expense	(\$19,422)	(\$15,836)	\$0	\$0
FN 655-10-305 (Copier Pool)	Expenses	655-10-305-39005	Capital Asset Offset	\$12,297	\$0	\$0	\$0
FN 655-10-305 (Copier Pool)	Expenses	655-10-305-53030	Capital Equipment, \$5,000+	(\$12,297)	(\$15,593)	(\$29,000)	(\$32,000)
FN 655-10-305 (Copier Pool)	Expenses	655-10-305-72960	A-87 Indirect Costs	(\$4,975)	(\$2,003)	(\$5,224)	(\$5,224)
Total Revenues				\$61,257	\$82,239	\$108,200	\$111,200
Total Expenses				(\$99,152)	(\$104,499)	(\$112,724)	(\$118,224)
Fund Contribution				(\$37,896)	(\$22,260)	(\$4,524)	(\$7,024)

Internal Service Fund

Proposal	Type	Account String	Account Name	FY 2020-21	FY 2021-22	FY 2022-23	FY 2023-24
				Actuals	Actuals	Adopted Budget	Preliminary Budget
IT 653-17-150 (Tech Refresh)	Revenues	653-17-150-14010	Interest Income	\$247	\$1,304	\$0	\$0
IT 653-17-150 (Tech Refresh)	Revenues	653-17-150-16950	Inter-Fund Revenue	\$376,604	\$546,687	\$755,564	\$726,254
IT 653-17-150 (Tech Refresh)	Revenues	653-17-150-16951	It Service Contracts	\$0	\$0	\$137,361	\$110,430
IT 653-17-150 (Tech Refresh)	Revenues	653-17-150-18020	Sale Of Surplus Supplies/Equip	\$0	\$0	\$0	\$0
IT 653-17-150 (Tech Refresh)	Revenues	653-17-150-18100	Operating Transfers In	\$0	\$0	\$0	\$0
IT 653-17-150 (Tech Refresh)	Expenses	653-17-150-30280	Telephone/Communications	(\$53,451)	(\$132,487)	(\$166,407)	(\$117,410)
IT 653-17-150 (Tech Refresh)	Expenses	653-17-150-30510	Liability Insurance Expense	\$0	\$0	(\$4,874)	(\$8,392)
IT 653-17-150 (Tech Refresh)	Expenses	653-17-150-31200	Equip Maintenance & Repair	(\$82,178)	(\$66,350)	(\$115,520)	(\$123,920)
IT 653-17-150 (Tech Refresh)	Expenses	653-17-150-32010	TECHNOLOGY EXPENSES	(\$8,415)	\$0	\$0	\$0
IT 653-17-150 (Tech Refresh)	Expenses	653-17-150-32020	Technology Expense-Software Licenses	(\$222,925)	(\$334,204)	(\$457,350)	(\$484,450)
IT 653-17-150 (Tech Refresh)	Expenses	653-17-150-32860	Rents & Leases - Other	(\$11,452)	(\$11,935)	(\$15,000)	(\$21,500)
IT 653-17-150 (Tech Refresh)	Expenses	653-17-150-53030	Capital Equipment, \$5,000+	(\$40,554)	(\$108,609)	(\$114,000)	(\$116,400)
IT 653-17-150 (Tech Refresh)	Expenses	653-17-150-72960	A-87 Indirect Costs	(\$18,832)	(\$12,380)	(\$19,774)	(\$32,241)
Total Revenues				\$376,851	\$547,991	\$892,925	\$836,684
Total Expenses				(\$437,807)	(\$665,965)	(\$892,925)	(\$904,313)
Fund Contribution				(\$60,956)	(\$117,975)	\$0	(\$67,629)

Internal Service Fund

Proposal	Type	Account String	Account Name	FY 2020-21	FY 2021-22	FY 2022-23	FY 2023-24
				Actuals	Actuals	Adopted Budget	Preliminary Budget
PW 650-10-723 (Motor Pool)	Revenues	650-10-723-14010	Interest Income	\$19,006	\$16,017	\$20,000	\$20,000
PW 650-10-723 (Motor Pool)	Revenues	650-10-723-15900	Oth: Other Govt Agencies	\$0	\$181,497	\$50,000	\$0
PW 650-10-723 (Motor Pool)	Revenues	650-10-723-16198	Charges for Services - Fuel Surcharge	\$0	\$0	\$0	\$12,000
PW 650-10-723 (Motor Pool)	Revenues	650-10-723-16199	Charges for Services - Interfund Transfers	\$0	\$0	\$0	\$60,000
PW 650-10-723 (Motor Pool)	Revenues	650-10-723-16950	Inter-Fund Revenue	\$447,977	\$542,849	\$1,332,013	\$1,367,800
PW 650-10-723 (Motor Pool)	Revenues	650-10-723-16959	Inter-Fund Replacement Revenue	\$664,333	\$806,020	\$923,104	\$1,433,557
PW 650-10-723 (Motor Pool)	Revenues	650-10-723-17010	Miscellaneous Revenue	\$0	\$0	\$95,000	\$0
PW 650-10-723 (Motor Pool)	Revenues	650-10-723-17250	Judgments, Damages & Settlements	\$19,891	\$16,834	\$0	\$0
PW 650-10-723 (Motor Pool)	Revenues	650-10-723-18010	Sale Of Surplus Assets	\$31,445	\$126,417	\$75,000	\$15,000
PW 650-10-723 (Motor Pool)	Revenues	650-10-723-18100	Operating Transfers In	\$530,617	\$745,632	\$223,000	\$0
PW 650-10-723 (Motor Pool)	Expenses	650-10-723-21100	Permanent	(\$236,149)	(\$289,223)	(\$296,054)	(\$315,328)
PW 650-10-723 (Motor Pool)	Expenses	650-10-723-21103	Education Add-on Pay	\$0	\$0	\$0	\$0
PW 650-10-723 (Motor Pool)	Expenses	650-10-723-21104	Bilingual	\$0	\$0	\$0	(\$150)
PW 650-10-723 (Motor Pool)	Expenses	650-10-723-21106	Cash-outs (Vac, SL, Comp)	\$0	\$0	\$0	\$0
PW 650-10-723 (Motor Pool)	Expenses	650-10-723-21120	Overtime	(\$658)	(\$374)	(\$1,000)	(\$302)
PW 650-10-723 (Motor Pool)	Expenses	650-10-723-21130	Auto Allowance	\$0	\$0	\$0	\$0
PW 650-10-723 (Motor Pool)	Expenses	650-10-723-21410	Holiday Pay	\$0	\$0	\$0	\$0
PW 650-10-723 (Motor Pool)	Expenses	650-10-723-22100	Other Employee Benefits	(\$31,129)	(\$30,086)	(\$12,720)	\$0
PW 650-10-723 (Motor Pool)	Expenses	650-10-723-22101	Medicare	\$0	\$0	\$0	(\$4,574)
PW 650-10-723 (Motor Pool)	Expenses	650-10-723-22103	401a Contributions	\$0	\$0	\$0	(\$3,595)
PW 650-10-723 (Motor Pool)	Expenses	650-10-723-22105	State Disability	\$0	\$0	\$0	(\$3,734)
PW 650-10-723 (Motor Pool)	Expenses	650-10-723-22106	Unemployment	\$0	\$0	\$0	(\$315)
PW 650-10-723 (Motor Pool)	Expenses	650-10-723-22109	Cellphone Stipends	\$0	\$0	\$0	(\$1,809)
PW 650-10-723 (Motor Pool)	Expenses	650-10-723-22110	Health (Medical-Dental-Vision)	(\$46,942)	(\$44,741)	(\$63,523)	(\$74,063)
PW 650-10-723 (Motor Pool)	Expenses	650-10-723-22120	Pension	(\$113,995)	\$165,466	(\$85,718)	(\$93,224)
PW 650-10-723 (Motor Pool)	Expenses	650-10-723-22125	PRST Contribution	\$0	\$0	\$0	\$0
PW 650-10-723 (Motor Pool)	Expenses	650-10-723-30120	Uniform Allowance	(\$356)	(\$628)	(\$2,500)	(\$2,500)
PW 650-10-723 (Motor Pool)	Expenses	650-10-723-30270	Administration Expense	\$0	\$0	\$0	\$0
PW 650-10-723 (Motor Pool)	Expenses	650-10-723-30280	Telephone/Communications	(\$1,405)	(\$1,298)	(\$1,431)	(\$1,500)
PW 650-10-723 (Motor Pool)	Expenses	650-10-723-30500	Workers' Comp Ins Expense	(\$1,385)	(\$5,158)	(\$1,309)	\$0
PW 650-10-723 (Motor Pool)	Expenses	650-10-723-30510	Liability Insurance Expense	(\$10,511)	(\$11,643)	(\$15,386)	(\$15,606)
PW 650-10-723 (Motor Pool)	Expenses	650-10-723-31200	Equip Maintenance & Repair	(\$203,605)	(\$271,352)	(\$241,000)	(\$275,000)
PW 650-10-723 (Motor Pool)	Expenses	650-10-723-32000	Office Expense	(\$813)	(\$3,601)	(\$1,500)	(\$1,800)
PW 650-10-723 (Motor Pool)	Expenses	650-10-723-32010	TECHNOLOGY EXPENSES	(\$2,086)	\$0	(\$6,475)	(\$5,447)
PW 650-10-723 (Motor Pool)	Expenses	650-10-723-32020	Technology Expense-Software Licenses	\$0	(\$900)	(\$13,200)	(\$13,200)
PW 650-10-723 (Motor Pool)	Expenses	650-10-723-32030	Copier Pool	\$0	\$0	\$0	(\$300)
PW 650-10-723 (Motor Pool)	Expenses	650-10-723-32450	Contract Services	(\$3,892)	\$0	\$0	\$0
PW 650-10-723 (Motor Pool)	Expenses	650-10-723-32500	Professional & Specialized Ser	\$0	\$0	\$0	\$0
PW 650-10-723 (Motor Pool)	Expenses	650-10-723-33010	Small Tools & Instruments	(\$2,437)	(\$5,890)	(\$8,500)	(\$8,500)
PW 650-10-723 (Motor Pool)	Expenses	650-10-723-33120	Special Department Expense	(\$2,250)	(\$10,131)	(\$6,500)	(\$6,500)
PW 650-10-723 (Motor Pool)	Expenses	650-10-723-33350	Travel & Training Expense	(\$59)	(\$1,813)	(\$6,500)	(\$6,500)
PW 650-10-723 (Motor Pool)	Expenses	650-10-723-33351	Vehicle Fuel Costs	(\$2,798)	(\$4,217)	(\$750,000)	(\$750,000)
PW 650-10-723 (Motor Pool)	Expenses	650-10-723-33360	Motor Pool Expense	\$0	\$0	\$0	\$0
PW 650-10-723 (Motor Pool)	Expenses	650-10-723-33600	Utilities	(\$7,102)	(\$5,394)	(\$10,000)	(\$11,000)
PW 650-10-723 (Motor Pool)	Expenses	650-10-723-53010	Capital Equipment: Vehicles	(\$407,159)	(\$900,671)	(\$1,108,000)	(\$1,108,000)
PW 650-10-723 (Motor Pool)	Expenses	650-10-723-53020	Capital Equipment, Constructio	(\$553,835)	(\$441,253)	(\$1,427,000)	(\$1,427,000)
PW 650-10-723 (Motor Pool)	Expenses	650-10-723-53030	Capital Equipment, \$5,000+	(\$65,302)	(\$3,534)	(\$170,000)	(\$50,000)
PW 650-10-723 (Motor Pool)	Expenses	650-10-723-60110	Civic Center Rent	\$0	\$0	\$0	\$0
PW 650-10-723 (Motor Pool)	Expenses	650-10-723-72960	A-87 Indirect Costs	(\$63,250)	(\$49,558)	(\$66,413)	(\$29,641)
Total Revenues				\$1,713,269	\$2,435,266	\$2,718,117	\$2,908,357
Total Expenses				(\$1,757,117)	(\$1,915,999)	(\$4,294,729)	(\$4,209,589)
Fund Contribution				(\$43,848)	\$519,268	(\$1,576,612)	(\$1,301,232)

Attachment D

Preliminary Allocation List FY 2023-24 with tables showing defunded positions

Mono County Position Allocation List, Preliminary FY 2023-24

Department	Position Title	Grade/Range	Min Annual Base Salary 2023 Pay Matrix	Max Annual Base Salary 2023 Pay Matrix	# of Positions Approved by Board of Supervisors
ANIMAL SERVICES	ANIMAL SERVICES OFFICER I/II	50/52	\$40,245.00	\$48,918.00	2
ANIMAL SERVICES	ANIMAL SERVICES SHELTER ATTENDANT	47	\$37,371.00	\$45,425.00	3
ANIMAL SERVICES	DIRECTOR OF ANIMAL SERVICES	6	\$68,727.00	\$83,538.00	1
6					
ASSESSOR	APPRAISER AIDE	64	\$56,865.00	\$69,119.00	1
ASSESSOR	APPRAISER II	71	\$67,594.00	\$82,161.00	2
ASSESSOR	APPRAISER III	75	\$74,611.00	\$90,691.00	1
ASSESSOR	ASSESSOR	16	\$111,949.00	\$136,074.00	1
ASSESSOR	ASSISTANT ASSESSOR	13	\$96,705.00	\$117,547.00	1
ASSESSOR	AUDITOR-APPRAISER II	74	\$72,792.00	\$88,479.00	1
ASSESSOR	CADASTRAL MAPPER/TRANSFER ANALYST	65	\$58,286.00	\$70,847.00	1
ASSESSOR	FISCAL TECHNICAL SPECIALIST IV	63	\$55,478.00	\$67,433.00	1
9					
BEHAVIORAL HEALTH	DIRECTOR OF BEHAVIORAL HEALTH	18	\$123,424	\$150,023	1
BEHAVIORAL HEALTH	BEHAVIORAL HEALTH PROGRAM MANAGER	82	\$88,689	\$107,803	1
BEHAVIORAL HEALTH	BEHAVIORAL HEALTH SERVICES COORDINATOR I	62	\$54,125	\$65,789	1
BEHAVIORAL HEALTH	BEHAVIORAL HEALTH SERVICES COORDINATOR II	66	\$59,743	\$72,618	1
BEHAVIORAL HEALTH	BEHAVIORAL HEALTH SERVICES COORDINATOR III	70	\$65,946	\$80,157	1
BEHAVIORAL HEALTH	CASE MANAGER III	60	\$51,517	\$62,619	4
BEHAVIORAL HEALTH	CLINICAL SUPERVISOR	82	\$88,689	\$107,803	1
BEHAVIORAL HEALTH	FISCAL TECHNICAL SPECIALIST III	59	\$50,260	\$61,091	1
BEHAVIORAL HEALTH	FISCAL TECHNICAL SPECIALIST IV	63	\$55,478	\$67,433	2
BEHAVIORAL HEALTH	PSYCHIATRIC SPECIALIST I	66	\$59,743	\$72,618	0
BEHAVIORAL HEALTH	PSYCHIATRIC SPECIALIST II	70	\$65,946	\$80,157	2
BEHAVIORAL HEALTH	PSYCHIATRIC SPECIALIST III	74	\$72,792	\$88,479	2
BEHAVIORAL HEALTH	QUALITY ASSURANCE COORDINATOR III	78	\$80,348	\$97,664	2
BEHAVIORAL HEALTH	STAFF SERVICES ANALYST II	70	\$65,946	\$80,157	1
BEHAVIORAL HEALTH	STAFF SERVICES ANALYST III	74	\$72,792	\$88,479	2
BEHAVIORAL HEALTH	STAFF SERVICES MANAGER	82	\$88,689	\$107,803	1
BEHAVIORAL HEALTH	SUBSTANCE USE DISORDERS COUNSELOR III	62	\$54,125	\$65,789	2
BEHAVIORAL HEALTH	SUBSTANCE USE DISORDERS SUPERVISOR	72	\$69,284	\$84,215	1
BEHAVIORAL HEALTH	WELLNESS CENTER ASSOCIATE	n/a	\$20.00/hr.		1
BEHAVIORAL HEALTH	WELLNESS CENTER ASSOCIATE	n/a	\$25.00/hr.		3
BEHAVIORAL HEALTH	WELLNESS CENTER ASSOCIATE	n/a	\$35.00/hr.		1
31					
BOARD OF SUPERVISORS	BOARD CHAIRPERSON	n/a		\$62,424.00	1
BOARD OF SUPERVISORS	BOARD MEMBER	n/a		\$57,504.10	4
5					
CLERK/RECORDER	COUNTY CLERK/RECORDER/REGISTRAR	14	\$101,541	\$124,424	1
CLERK/RECORDER	ASSISTANT COUNTY CLERK/RECORDER	10	\$83,538	\$101,541	1
CLERK/RECORDER	SENIOR DEPUTY BOARD CLERK/ELECTIONS	69	\$64,337	\$78,202	1
CLERK/RECORDER	FISCAL TECHNICAL SPECIALIST IV	63	\$55,478	\$67,433	1
CLERK/RECORDER	FISCAL TECHNICAL SPECIALIST III/III/IV	51/55/59/63	\$41,251	\$67,433	1
CLERK/RECORDER	ELECTIONS ADMINISTRATION ADVISOR/ANNUITANT	n/a	\$25.00/hr.		0.25
CLERK/RECORDER	ELECTIONS ASSISTANT	n/a	\$25.00/hr.		0.25
5.5					
COMMUNITY DEVELOPMENT	DIRECTOR OF COMMUNITY DEVELOPMENT	18	\$123,424	\$150,023	1
COMMUNITY DEVELOPMENT	PRINCIPAL PLANNER	78	\$80,348	\$97,664	1
COMMUNITY DEVELOPMENT	COMMUNITY DEVELOPMENT ANALYST III	74	\$72,792	\$88,479	2
COMMUNITY DEVELOPMENT	ASSOCIATE PLANNER II	70	\$65,946	\$80,157	1
COMMUNITY DEVELOPMENT	COMMUNITY DEVELOPMENT ANALYST II	70	\$65,946	\$80,157	3
COMMUNITY DEVELOPMENT	ADMINISTRATIVE SERVICES SPECIALIST	69	\$64,337	\$78,202	1
COMMUNITY DEVELOPMENT	OFFICE MANAGER & PLANNING COMMISSION SECRETARY	65	\$58,286	\$70,847	1
COMMUNITY DEVELOPMENT-BUILDING	BUILDING INSPECTOR III	74	\$72,792	\$88,479	1
COMMUNITY DEVELOPMENT-BUILDING	BUILDING INSPECTOR/PLANS EXAMINER	71	\$67,594	\$82,161	1
COMMUNITY DEVELOPMENT-BUILDING	PERMIT TECHNICIAN	64	\$56,865	\$69,119	1
COMMUNITY DEVELOPMENT-BUILDING	BUILDING OFFICIAL	n/a	\$86.28/hr.		1
COMMUNITY DEVELOPMENT-CODE	COMMUNITY DEVELOP ANALYST III/CODE ENFORCE	74	\$72,792	\$88,479	1
COMMUNITY DEVELOPMENT-CODE	COMMUNITY DEVELOP ANALYST II/CODE ENFORCE	70	\$65,946	\$80,157	1
16					
COUNTY ADMINISTRATION	ASSISTANT COUNTY ADMINISTRATIVE OFFICER	21	\$142,879	\$173,669	1
COUNTY ADMINISTRATION	ASSISTANT TO THE COUNTY ADMINISTRATIVE OFFICER	9	\$79,560	\$96,705	1
COUNTY ADMINISTRATION	BUDGET OFFICER	17	\$117,547	\$142,879	1
COUNTY ADMINISTRATION	COUNTY ADMINISTRATIVE OFFICER	25	\$173,669	\$211,096	1
COUNTY ADMINISTRATION - OEM	DIRECTOR OF EMERGENCY MANAGEMENT	20	\$136,074	\$165,399	1
COUNTY ADMINISTRATION - OEM	WILDFIRE MITIGATION COORDINATOR (Limited Term)	N/A		\$73,133	1
COUNTY ADMINISTRATION - HOUSING	HOUSING OPPORTUNITIES MANAGER	14	\$101,541	\$123,424	1
COUNTY ADMINISTRATION - HR	CHIEF PEOPLE OFFICER	21	\$142,879	\$173,669	1
COUNTY ADMINISTRATION - HR	HUMAN RESOURCES GENERALIST	5	\$65,454	\$79,560	2
COUNTY ADMINISTRATION - HR	HUMAN RESOURCES SPECIALIST	2	\$56,542	\$68,727	1
COUNTY ADMINISTRATION - HR	ADMINISTRATION SERVICES SPECIALIST	69	\$64,337	\$78,202	1
12					
COUNTY COUNSEL	COUNTY COUNSEL	25	\$173,669	\$211,096	1
COUNTY COUNSEL	ASSISTANT COUNTY COUNSEL	18	\$123,424	\$150,023	2
COUNTY COUNSEL	DEPUTY COUNTY COUNSEL III	15	\$106,618	\$129,595	1
COUNTY COUNSEL	RISK MANAGER	12	\$92,101	\$111,949	1
COUNTY COUNSEL	ADMINISTRATIVE SERVICES SPECIALIST	69	\$64,337	\$78,202	1
6					
DISTRICT ATTORNEY	DISTRICT ATTORNEY	21	\$140,077	\$170,264	1
DISTRICT ATTORNEY	ASSISTANT DISTRICT ATTORNEY	18	\$123,424	\$150,023	1
DISTRICT ATTORNEY	DEPUTY DISTRICT ATTORNEY III	15	\$106,618	\$129,595	2
DISTRICT ATTORNEY	CHIEF INVESTIGATOR	n/a		\$131,112	1
DISTRICT ATTORNEY	DISTRICT ATTORNEY INVESTIGATOR II	n/a		\$120,186	1
DISTRICT ATTORNEY	OPERATIONS AND PROGRAMING SUPERVISOR	8	\$75,772	\$92,101	1
DISTRICT ATTORNEY	ADMINISTRATIVE SERVICES SPECIALIST	69	\$64,337	\$78,202	1
DISTRICT ATTORNEY	VICTIM/WITNESS ADVOCATE	60	\$51,517	\$62,619	1
DISTRICT ATTORNEY	VICTIM/WITNESS ADVOCATE	n/a	\$20.00/hr.		1
10					
ECONOMIC DEVELOPMENT	DIRECTOR OF ECONOMIC DEVELOPMENT	16	\$111,949	\$136,074	1
ECONOMIC DEVELOPMENT	ECONOMIC DEVELOPMENT MANAGER	12	\$92,101	\$111,949	1
ECONOMIC DEVELOPMENT	ECONOMIC DEVELOPMENT COORDINATOR	69	\$64,337	\$78,202	1
3					
FINANCE	DIRECTOR OF FINANCE	21	\$142,879	\$173,669	1
FINANCE	ASSISTANT DIRECTOR OF FINANCE	14	\$101,541	\$123,424	2
FINANCE	ACCOUNTANT II	79	\$82,357	\$100,105	2
FINANCE	ACCOUNTANT I	73	\$71,016	\$86,321	4
FINANCE	FISCAL TECHNICAL SPECIALIST IV	63	\$55,478	\$67,433	3
12					
INFORMATION TECHNOLOGY	DIRECTOR OF INFORMATION TECHNOLOGY	21	\$142,879	\$173,669	1
INFORMATION TECHNOLOGY	INFRASTRUCTURE MANAGER	88	\$102,853	\$125,018	1
INFORMATION TECHNOLOGY	SENIOR SYSTEM ADMINISTRATOR	84	\$93,179	\$113,260	1
INFORMATION TECHNOLOGY	BUSINESS OPERATIONS MANAGER	81	\$86,526	\$105,173	1
INFORMATION TECHNOLOGY	LEAD DEVELOPER	81	\$86,526	\$105,173	1
INFORMATION TECHNOLOGY	COMMUNICATIONS SPECIALIST I/II	77	\$78,389	\$95,282	1
INFORMATION TECHNOLOGY	INFORMATION TECHNOLOGY SPECIALIST III	79	\$82,357	\$100,105	1
INFORMATION TECHNOLOGY	INFORMATION TECHNOLOGY SPECIALIST II	77	\$78,389	\$95,282	1
INFORMATION TECHNOLOGY	GEOGRAPHIC INFORMATION SYSTEM SPECIALIST I	75	\$74,611	\$90,691	1
INFORMATION TECHNOLOGY	GEOGRAPHIC INFORMATION SYSTEM SPECIALIST III	79	\$82,357	\$100,105	1
INFORMATION TECHNOLOGY	INFORMATION TECHNOLOGY SPECIALIST I	75	\$74,611	\$90,691	1
INFORMATION TECHNOLOGY	GEOGRAPHIC INFORMATION SYSTEM ANALYST	70	\$65,946	\$80,157	1
12					
EMS	CHIEF OF EMERGENCY MEDICAL SERVICES	17	\$117,547	\$142,879	1
EMS	FISCAL & ADMINISTRATIVE SERVICES OFFICER I	76	\$76,477	\$92,958	1
EMS	PARAMEDIC STATION CAPTAIN	58	\$65,775	\$79,950	4
EMS	PARAMEDIC TRAINING OFFICER	56	\$62,923	\$76,484	1
EMS	PARAMEDIC II	54	\$57,202	\$69,530	15

Mono County Position Allocation List, Preliminary FY 2023-24

Department	Position Title	Grade/Range	Min Annual Base Salary 2023 Pay Matrix	Max Annual Base Salary 2023 Pay Matrix	# of Positions Approved by Board of Supervisors
EMS	EMERGENCY MEDICAL TECHNICIAN	40	\$46,866	\$49,209	4
					26
PROBATION	CHIEF PROBATION OFFICER	19	\$129,595	\$157,524	1
PROBATION	FISCAL & ADMINISTRATIVE SERVICES OFFICER II	79	\$82,357	\$100,105	1
PROBATION	DEPUTY PROBATION OFFICER V	67	\$75,861	\$92,210	2
PROBATION	DEPUTY PROBATION OFFICER IV	63	\$68,726	\$83,537	2
PROBATION	BEHAVIORAL HEALTH SERVICES COORDINATOR III	70	\$65,946	\$80,157	1
PROBATION	PROBATION AIDE II	51	\$51,102	\$62,115	1
PROBATION	DEPUTY PROBATION OFFICER III	59	\$75,861	\$92,210	5
					13
PUBLIC HEALTH	DIRECTOR OF PUBLIC HEALTH	18	\$123,424	\$150,023	1
PUBLIC HEALTH	ENVIRONMENTAL HEALTH MANAGER	13	\$96,705	\$117,547	1
PUBLIC HEALTH	EPIDEMIOLOGIST (LIMITED TERM 11/17/2022)	82	\$88,689	\$107,803	1
PUBLIC HEALTH	HEALTH PROGRAM MANAGER/PUBLIC HEALTH NURSE (1 Limited Term)	82	\$88,689	\$107,803	3
PUBLIC HEALTH	FISCAL & ADMINISTRATIVE SERVICES OFFICER II	79	\$82,357	\$100,105	1
PUBLIC HEALTH	DEPUTY DIRECTOR OF PUBLIC HEALTH (Limited Term 7/31/2023)	13	\$96,705	\$117,547	1
PUBLIC HEALTH	EMERGENCY PREPAREDNESS MANAGER	75	\$74,611	\$90,691	1
PUBLIC HEALTH	WIC PROGRAM DIRECTOR/REGISTERED DIETICIAN	75	\$74,611	\$90,691	1
PUBLIC HEALTH	COMMUNITY HEALTH PROGRAM COORDINATOR I/II	70/75	\$65,946	\$90,691	1
PUBLIC HEALTH	ENVIRONMENTAL HEALTH SPECIALIST III	74	\$72,792	\$88,479	3
PUBLIC HEALTH	FISCAL TECHNICAL SPECIALIST II/III	55/59	\$45,533	\$61,091	1
PUBLIC HEALTH	FISCAL TECHNICAL SPECIALIST IV (1 Limited Term Ending June 30, 2023)	63	\$55,478	\$67,433	5
PUBLIC HEALTH	COMMUNITY HEALTH OUTREACH SPECIALIST (2 Limited Term 6/30/2023)	63	\$55,478	\$67,433	3
PUBLIC HEALTH	PUBLIC HEALTH OFFICER (Part Time)	n/a	\$105.00/hr.		0.50
PUBLIC HEALTH	PUBLIC HEALTH NURSING PROFESSIONAL (Part Time)	n/a	\$48.84/hr.		0.30
PUBLIC HEALTH	PUBLIC HEALTH EQUITY OFFICER (Limited Term May 31, 2023)	11	\$87,715	\$106,618	1
PUBLIC HEALTH	DIRECTOR OF PUBLIC HEALTH NURSING	86	\$97,897	\$118,994	1
PUBLIC HEALTH	COVID CASE INVESTIGATORS (TEMP THROUGH 7/31/23)	53	\$41,656	\$50,633	2
PUBLIC HEALTH	COVID RESPONSE TEAM UTILITY (2 Limited Term Ending 7/31/2023 & 06/30/2023)	70	\$65,946	\$80,157	3
					30.8
PUBLIC WORKS	DIRECTOR OF PUBLIC WORKS	20	\$136,074	\$165,399	1
PUBLIC WORKS	ADMINISTRATIVE SERVICES SPECIALIST	69	\$64,337	\$78,202	1
PUBLIC WORKS-ENGINEERING	COUNTY ENGINEER	15	\$106,618	\$129,595	1
PUBLIC WORKS-ENGINEERING	ASSOCIATE ENGINEER I	84	\$93,179	\$113,260	2
PUBLIC WORKS-ENGINEERING	ENGINEER TECHNICIAN III	74	\$72,792	\$88,479	1
PUBLIC WORKS-ENGINEERING	PUBLIC WORKS PROJECT MANAGER	9	\$79,560	\$96,705	1
PUBLIC WORKS-ENGINEERING	OUTDOOR RECREATION MANAGER	9	\$79,560	\$96,705	1
PUBLIC WORKS-ENGINEERING	EASTERN SIERRA RECREATION SEASONAL (2 x part time)	51	\$20	\$24	1
PUBLIC WORKS-PARKS/FACILITIES	PARKS & FACILITIES SUPERINTENDENT	11	\$87,715	\$106,618	1
PUBLIC WORKS-PARKS/FACILITIES	PARKS & FACILITIES SUPERVISOR	73	\$71,016	\$86,321	1
PUBLIC WORKS-PARKS/FACILITIES	MAINTENANCE CRAFTSWORKER	63	\$55,478	\$67,433	2
PUBLIC WORKS-PARKS/FACILITIES	MAINTENANCE LEADWORKER	63	\$55,478	\$67,433	2
PUBLIC WORKS-PARKS/FACILITIES	MAINTENANCE WORK ORDER TECHNICIAN	61	\$52,804	\$64,184	1
PUBLIC WORKS-PARKS/FACILITIES	MAINTENANCE WORKER III	59	\$50,260	\$61,091	3
PUBLIC WORKS-PARKS/FACILITIES	MAINTENANCE WORKER II	55	\$45,533	\$55,346	1
PUBLIC WORKS-PARKS/FACILITIES	LEAD CUSTODIAN	51	\$41,251	\$50,141	1
PUBLIC WORKS-PARKS/FACILITIES	CUSTODIAN III	43/47	\$33,856	\$43,425	2
PUBLIC WORKS-ROAD DEPT	ROADS OPERATIONS SUPERINTENDENT	11	\$87,715	\$106,618	1
PUBLIC WORKS-ROAD DEPT	FLEET MAINTENANCE MANAGER	76	\$76,477	\$92,958	1
PUBLIC WORKS-ROAD DEPT	LEAD EQUIPMENT MECHANIC	72	\$69,284	\$84,215	1
PUBLIC WORKS-ROAD DEPT	EQUIPMENT MECHANIC III (Motor Pool)	68	\$62,768	\$76,295	2
PUBLIC WORKS-ROAD DEPT	ROAD SUPERVISOR	67	\$61,237	\$74,434	4
PUBLIC WORKS-ROAD DEPT	INVENTORY AND PURCHASING TECHNICIAN	61	\$52,804	\$64,184	1
PUBLIC WORKS-ROAD DEPT	FISCAL TECHNICAL SPECIALIST IV	63	\$55,478	\$67,433	2
PUBLIC WORKS-ROAD DEPT	MAINTENANCE WORKER III	59	\$50,260	\$61,091	11
PUBLIC WORKS-ROAD DEPT	MAINTENANCE WORKER II	55	\$45,533	\$55,346	2
PUBLIC WORKS-ROAD DEPT	SOLID WASTE SUPERINTENDENT	9	\$79,560	\$96,705	1
PUBLIC WORKS-ROAD DEPT	SOLID WASTE SUPERVISOR	73	\$71,016	\$86,321	1
PUBLIC WORKS-ROAD DEPT	SOLID WASTE EQUIPMENT OPERATOR	61	\$52,804	\$64,184	2
PUBLIC WORKS-SOLID WASTE	FISCAL TECHNICAL SPECIALIST III	59	\$50,260	\$61,091	1
PUBLIC WORKS-SOLID WASTE	SOLID WASTE MAINTENANCE WORKER	59	\$50,260	\$61,091	3
PUBLIC WORKS-SOLID WASTE	EQUIPMENT MECHANIC II (Roads)	64	\$56,865	\$69,119	1
PUBLIC WORKS-SOLID WASTE	EQUIPMENT MECHANIC III (Roads)	68	\$62,768	\$76,295	1
					58
SHERIFF	SHERIFF-CORONER	21	\$142,879	\$173,669	1
SHERIFF	UNDERSHERIFF	19	\$129,595	\$157,524	1
SHERIFF	LIEUTENANT I/II	n/a		\$157,042	2
SHERIFF	SERGEANT	60	\$91,680	\$111,444	4
SHERIFF	FISCAL & ADMINISTRATIVE SERVICES OFFICER II	79	\$82,357	\$100,105	1
SHERIFF	DEPUTY SHERIFF I/II	50/54	\$71,616	\$96,096	15
SHERIFF	PUBLIC INFORMATION OFFICER	69	\$64,337	\$78,202	1
SHERIFF	RECORDS MANAGER	61	\$52,804	\$64,184	1
SHERIFF	COURT SCREENER II (Retired Annuitant)	n/a	\$38.50/hr.		1
SHERIFF	COURT SCREENER I	n/a	\$27.50/hr.		9
SHERIFF - JAIL	CORRECTIONAL SERGEANT I	58	\$78,364	\$95,252	2
SHERIFF - JAIL	CORRECTIONAL SERGEANT II	63	\$77,592	\$94,320	1
SHERIFF - JAIL	CORRECTIONAL DEPUTY I/II	47/49	\$48,108	\$74,623	15
SHERIFF - JAIL	FOOD SERVICE MANAGER	51	\$41,251	\$50,141	1
SHERIFF - JAIL	COOK (CORRECTIONAL)	45	\$35,570	\$43,236	1
					56
SOCIAL SERVICES	DIRECTOR OF SOCIAL SERVICES	n/a		\$186,830	1
SOCIAL SERVICES	CHILD AND ADULT SERVICES MANAGER	14	\$101,541	\$123,424	1
SOCIAL SERVICES	ADMIN & FISCAL PROGRAM MANAGER	82	\$88,689	\$107,803	1
SOCIAL SERVICES	ELIGIBILITY / WORKFORCE PROGRAM MANAGER	82	\$88,689	\$107,803	1
SOCIAL SERVICES	SOCIAL WORKER SUPERVISOR II	79	\$82,357	\$100,105	2
SOCIAL SERVICES	SUPERVISING STAFF SERVICES ANALYST	78	\$80,348	\$97,664	1
SOCIAL SERVICES	STAFF SERVICES ANALYST III	74	\$72,792	\$88,479	2
SOCIAL SERVICES	SUPERVISING INTEGRATED CASE WORKER	72	\$69,284	\$84,215	1
SOCIAL SERVICES	SOCIAL WORKER I/II	63	\$55,478	\$67,433	2
SOCIAL SERVICES	SOCIAL WORKER IV	71	\$67,594	\$82,161	3
SOCIAL SERVICES	INTEGRATED CASE WORKER I/II	64	\$56,865	\$69,119	3
SOCIAL SERVICES	INTERGRATED CASE WORKER III	68	\$62,768	\$76,295	1
SOCIAL SERVICES	ELIGIBILITY SPECIALIST TRAINEE I/II	59	\$50,260	\$61,091	4
SOCIAL SERVICES	ELIGIBILITY SPECIALIST I/II/III	63	\$54,390	\$66,111	1
SOCIAL SERVICES	FISCAL TECHNICAL SPECIALIST IV	63	\$55,478	\$67,433	1
SOCIAL SERVICES	FISCAL TECHNICAL SPECIALIST III	59	\$50,260	\$61,091	1
SOCIAL SERVICES	FISCAL TECHNICAL SPECIALIST II	55	\$45,533	\$55,346	2
SOCIAL SERVICES	FISCAL TECHNICAL SPECIALIST I	51	\$41,251	\$50,141	1
SOCIAL SERVICES	SOCIAL SERVICES AIDE	55	\$41,251	\$50,141	3
SOCIAL SERVICES	SENIOR SERVICES SUPERVISOR	63	\$55,478	\$67,433	1
SOCIAL SERVICES	SENIOR SERVICES COOK/DRIVER	45	\$35,570	\$43,236	3
					36
				Total of Totals:	347.3

The FY 2022-23 General Fund Budget was balanced by partially funding the following positions:

Department	Position partially funded FY 2022-23
Assessor	Appraiser Aide
Assessor	Appraiser III
Assessor	Fiscal & Technical Specialist IV
Community Development	Building Inspector/Plan Checker
Community Development	Community Development Analyst I/II
Community Development	Community Development Analyst II
Emergency Medical Services	Paramedic II
Probation	Deputy Probation Officer I/II/III
Probation	Deputy Probation Officer III
Public Works	County Engineer
Public Works	Maintenance Worker III
Sheriff	Correctional Deputy Sheriff I/II
Sheriff	Correctional Deputy Sheriff I/II
Sheriff	Correctional Deputy Sheriff I/II (unfunded)
Sheriff	Correctional Deputy Sheriff I/II (unfunded)
Sheriff	Deputy Sheriff I/II (unfunded)
Sheriff	Deputy Sheriff I/II (unfunded)
Sheriff	Deputy Sheriff I/II
Sheriff	Deputy Sheriff I/II

The FY 2023-24 Allocation list is fully funded at this time except for the following positions that were unfunded in the Sheriff's office 7 years ago. Funding these positions is a priority for FY2023-24:

Department	Position partially funded FY 2023-24
Sheriff	Correctional Deputy Sheriff I/II (unfunded)
Sheriff	Correctional Deputy Sheriff I/II (unfunded)
Sheriff	Deputy Sheriff I/II (unfunded)
Sheriff	Deputy Sheriff I/II (unfunded)

Attachment E

Recommendations for one time funding

Available Funds	Funding Requested	Remaining funding needed	Reserve/Economic Stabilization	Long-term Liabilities	Deferred Maintenance & Capital Replacement	Strategic Priorities	New Capital Improvement Projects	Other	Other Source
General Reserve/Economic Stabilization	\$ 2,623,422	\$ -	\$ 2,623,422.00	\$ 580,288.00	\$ 4,062,013.00	\$ 4,062,013.00	\$ 2,901,438.00	\$ 570,000.00	
Pension Stabilization contribution	\$ 580,288	\$ -		\$ 580,288.00					
Equipment/Vehicle Replacement									
Loaders	\$ 2,125,900	\$ 2,125,900							
Blowers	\$ 1,456,143	\$ 1,456,143							
Ambulance replacement	\$ 280,000	\$ 280,000							
Heart Monitors	\$ 100,000	\$ 100,000							
Capital Facilities/Safety projects									
Bridgeport Medic 7	\$ 500,000	\$ 500,000							
Parking Lots/sidewalks (yr 1 of 5)	\$ 250,000	\$ 250,000							
Civic Center gutters	\$ 100,000	\$ 100,000							
Deferred Maintenance Projects									
Annex 2 HVAC	\$ 180,000	\$ 180,000							
Annex 1 Roof Repair	\$ 200,000	\$ 200,000							
Annex 1 paint	\$ 150,000	\$ 150,000							
Annex 1 carpet	\$ 60,000	\$ 60,000							
Bridgeport Courthouse Painting	\$ 380,000	\$ 10,000						\$ 370,000.00	Courthouse Construction
Storm Response/Recovery									
Storm repairs to County Facilities	\$ 250,000	\$ 250,000							
Loan fund for utility districts	\$ 2,500,000	\$ 2,500,000							
Housing									
Funding for Housing Projects	\$ 1,500,000	\$ 1,500,000							
Other									
<i>Swall Meadows Firehouse-design</i>	\$ 100,000	\$ 100,000							
Blinds-Mono Lake Room	\$ 10,000	\$ 10,000							
<i>Enterprise Resource Planning RFP Planning</i>	\$ 100,000	\$ 100,000							
National Center for Public Lands Counties	\$ 55,886	\$ 55,886							
Bridgeport banner	\$ 350,000	\$ -						\$ 350,000.00	Grant Funding
Crowley Tennis Court re-surface	\$ 200,000	\$ -						\$ 200,000.00	CSA #1
Remaining balance	\$ (14,051,639.00)	\$ (9,927,929.00)	\$ -	\$ -	\$ 4,062,013.00	\$ 4,062,013.00	\$ 2,901,438.00	\$ (350,000.00)	

Items in Italics are first year planning funds, and will result in implementation funding requests

Future Year Needs	Amount	Year
Parking Lots/sidewalks (yr 1 of 5)	\$ 1,000,000	\$250,000/year for 5 years
Heart Monitors	\$ 100,000	FY 24/25

Table A - Mono County - CIP - (in thousands)

		Funding source	FY2022-23 FY2027-28 Investment	Current FY2022-23	FY2023-24	FY2024-25	FY2025-26	FY2026-27	FUTURE programming
			\$ 86,969						
CH - Community Housing	AH Total:		\$ 3,500	\$ 2,500	\$ 1,000	\$ -	\$ -	\$ -	\$ -
	1	Equity Investments	ARPA	\$ -					
	2	Deed Restrictions	ARPA	\$ -					
	3	Multifamily Development/Partnerships	ARPA	\$ -					
	4	ADU Support	ARPA	\$ -					
	5	Acquisition/Requisitions of naturally occurring affordable housing	ARPA	\$ -					
	6	Homelessness Solutions	ARPA	\$ -					
	7	General operating Support for housing orgs	ARPA	\$ -					
	8	Support Funding for Mammoth Shady Rest	SB1	\$ 2,000	\$ 1,000	\$ 1,000			
	9	MHSA Integrity Housing Project / The Parcel	MHSA	\$ 1,500	\$ 1,500				
CF - Child Care Facilities	AP Total:		\$ -	\$ -	\$ -	\$ -	\$ -	\$ -	
	1	Modular Child Care Facility, Walker		\$ -					\$ 520
AP - Airport	AP Total:		\$ 360	\$ 20	\$ 140	\$ 200	\$ -	\$ -	
	1	LV Pavement Repars		\$ 50	\$ 50				
	2	BP Rotating Beacon		\$ 15	\$ 15				
	3	BP PAPI		\$ 30	\$ 30				
	4	BP Runway Edge		\$ 5	\$ 5				
	5	BP Fuel System		\$ 60	\$ 60				
	6	LV Pavement preservation	AIP	\$ 100		\$ 100			
	7	BP Pavement Preservation	AIP	\$ 100		\$ 100			

Table A - Mono County - CIP - (in thousands)

		Funding source	FY2022-23 FY2027-28 Investment	Current FY2022-23	FY2023-24	FY2024-25	FY2025-26	FY2026-27	FUTURE programming
EMS	AP Total:		\$ -	\$ -	\$ -	\$ -	\$ -	\$ -	
	1	Heart Monitors							\$ 250
FE - Fleet and Equipment	FE Total:		\$ 8,925	\$ 1,175	\$ 2,350	\$ 1,800	\$ 1,800	\$ 1,800	\$ 17,775
	1	Backhoes x 2 (250k)	\$ -						\$ 500
	2	Compactor x 1 (750k)	\$ 750		\$ 750				\$ 750
	3	Dump Trucks x 10 (250k)	\$ 1,250			\$ 250	\$ 500	\$ 500	\$ 3,750
	4	Graders x 11 (375k)	\$ 2,625	\$ 375	\$ 375	\$ 750	\$ 375	\$ 750	\$ 4,875
	5	Loaders x 11 (375k)	\$ 2,625	\$ 375	\$ 750	\$ 375	\$ 750	\$ 375	\$ 4,875
	6	Service Trucks x 2 (250k)	\$ 500	\$ 250	\$ 250				\$ 500
	7	Skid Steers x 2 (200k)	\$ 200			\$ 200			\$ 400
	8	Snow Blowers x 5 (250k)	\$ 450		\$ 225	\$ 225			\$ 1,250
	9	Water Trucks x 5 (175k)	\$ 525	\$ 175			\$ 175	\$ 175	\$ 875
FI-FINANCE	ON		\$ 2,000	\$ 50	\$ 125	\$ 475	\$ 1,000	\$ 350	
	1	ERP System Implementation	GF c/o, ARPA or LATCF	\$ 300	\$ 50	\$ 125	\$ 125		
			GF c/o, ARPA or LATCF	\$ 1,700			\$ 350	\$ 1,000	\$ 350

Table A - Mono County - CIP - (in thousands)

		Funding source	FY2022-23 FY2027-28 Investment	Current FY2022-23	FY2023-24	FY2024-25	FY2025-26	FY2026-27	FUTURE programming
GF Total:			\$ 2,868	\$ 664	\$ 996	\$ 528	\$ 500	\$ 180	
GF - General Facilities	1	ANX 1 Rehabilitation	? CIP	\$ 140		\$ 70	\$ 70		
	2	ANX 2 HVAC Repairs	? CIP	\$ 160	\$ 160				
	3	Behavioural Health Housing	?	\$ -					
	4	Bridgeport Boat Ramp Rest Room Rehab	? CIP / 68	\$ 27	\$ 27				
	6	Civic Center - covered parking		\$ -					\$ 200
	7	Civic Center - Snow Rails	Civic	\$ 8	\$ 8				
	8	Courthouse Painting	Court Fund	\$ 220	\$ 220				
	9	courthouse State / Mammoth Lakes solar skyway		\$ 500		\$ 500			
	10	CSA 1 Radio Infrastructure Relocate	CSA1	\$ 8		\$ 8			
	11	CSA 2 Demo Milner Site	CSA2	\$ -					
	12	Deferred facility maintenance		\$ 500	\$ 100	\$ 100	\$ 100	\$ 100	\$ 100
	13	EV Charging Stations	FED ev	\$ 750		\$ 250	\$ 250	\$ 250	
	14	June Lake - Museum	JLHS / 3140	\$ 6	\$ 6				
	15	June Lake CC/Thrift Store (Interior Paint / Windows)	Fac-3140	\$ 32		\$ 32			
	16	Memorial hall Solar	PSPS Grant	\$ 55	\$ 55				
	17	Paint Schedule All County Facilities	Fac-3140	\$ 400	\$ 80	\$ 80	\$ 80	\$ 80	\$ 80
	18	Paint/reside Whitmore animal shelter	Fac-3140	\$ 26		\$ 26			
	19	Sheriff Admin Accessible Path of Travel	? CDBG	\$ 28			\$ 28		
	20	Sheriff Admin Office / Wall Adjust.	?	\$ 8	\$ 8				
	MS Total:			\$ 186	\$ 186	\$ -	\$ -	\$ -	\$ -
IT - Information Technology	1	Emergency Communications System		\$ 91	\$ 91				
	2	CRISS Radio Systems		\$ 35	\$ 35				
	3	General Radio Maintenance		\$ 25	\$ 25				
	4	Moutaintop Radio Maintenance		\$ 35	\$ 35				

Table A - Mono County - CIP - (in thousands)

		Funding source	FY2022-23 FY2027-28 Investment	Current FY2022-23	FY2023-24	FY2024-25	FY2025-26	FY2026-27	FUTURE programming
BPJ - New Bridgeport Jail	MS Total:		\$ 34,000	\$ 1,000	\$ 8,000	\$ 20,000	\$ 5,000	\$ -	
	5	Bridgeport Jail	BSCC	\$ 25,000		\$ 3,000	\$ 20,000	\$ 2,000	
			Loan	\$ 7,000	\$ 1,000	\$ 5,000		\$ 1,000	
			GF	\$ 2,000				\$ 2,000	
MS - McSoar	MS Total:		\$ -	\$ -	\$ -	\$ -	\$ -	\$ -	
PR - Parks, Recreation and Lands	PR Total:		\$ 600	\$ 600	\$ -	\$ -	\$ -	\$ -	
	1	Bridgeport Banner	\$ 200	\$ 200					
	2	CSA 1 - shade structure	\$ -						
	3	MUSD - Volleyball courts	\$ -						
	4	CSA 1 - tennis court crowley	\$ -						
	5	Prop 68 - Bridgeport	\$ 80	\$ 80					
	6	Prop 68 - Walker	\$ 80	\$ 80					
	7	Prop 68 - Lee Vining	\$ 240	\$ 240					
	9	Gull EV Charger	\$ -						
	10	Hess Park Solar Pavillion	\$ -						
	12	install 10,000 gallon water storage tanks	\$ -						
	13	Bridgeport Cemetary Arch	\$ -						
	14	CLCC Pergola	\$ -						
	15	Walker Campus 3/ North Tennis Court	\$ -						

Table A - Mono County - CIP - (in thousands)

		Funding source	FY2022-23 FY2027-28 Investment	Current FY2022-23	FY2023-24	FY2024-25	FY2025-26	FY2026-27	FUTURE programming
SO - Sheriff's Office	SO Total:		\$ -	\$ -	\$ -	\$ -	\$ -	\$ -	
	1 Bridgeport Adult Detention Facility		\$ -						
SD - Storm Drain	SD Total:		\$ -	\$ -	\$ -	\$ -	\$ -	\$ -	
			\$ -						
ST - Streets	ST Total:		\$ 61,950	\$ 2,344	\$ 12,347	\$ 6,789	\$ 6,310	\$ 34,160	
	1 Antelope Valley Streets	STIP	\$ 1,900		\$ 1,900				
		RMRA	\$ 100		\$ 100				
	2 Aspen Springs Ranch Road Rehabilitation		\$ 490			\$ 490			
	3 Benton Crossing Rehab Phase 1 (120 -7 miles east)	STIP	\$ 5,079			\$ 2,579	\$ 2,500		
		RMRA	\$ 110	\$ 60	\$ 50				
	4 Benton Crossing Rehab Phase 2 (Waterson -7.5 miles east)	STIP	\$ 5,000					\$ 5,000	
		RMRA	\$ 110			\$ 60	\$ 50		
	5 Benton Crossing Phase 2 &3 Maint (Pit to Waterson)	RMRA	\$ 4,189		\$ 4,189				
	6 Bike Lanes - add to Benton Crossing	HSIP	\$ 1,500			\$ 1,500			
	7 Bridges Bundle Engineering	RMRA	\$ 1,450		\$ 150	\$ 300	\$ 1,000		
	8 Bridges (bundle) Replacement - Cunningham, Larson, Crc	BIP	\$ 15,800					\$ 15,800	
	9 Bridge Maintenance Program split this up	RMRA	\$ 200		\$ 100	\$ 100			
	10 Civic Center Overhead Utility Undergrounding	SCE Rule 20A	\$ -						\$ 250
	11 Systemic Safety Curve Signage	HSIP	\$ 250	\$ 250					
	12 Right Edgeline Striping	HSIP	\$ 199	\$ 199					
	13 Guardrails Replacement - Phase 1	HSIP	\$ 975	\$ 975					
	14 Delineator project		\$ -						
	15 Down Canyon ZOB Amendment and Road Rehab	ZOB	\$ 500		\$ 500				
	16 Eastside Lane Rehabilitation Phase 2	STIP	\$ 3,748		\$ 3,748				
		RMRA	\$ 100	\$ 100					
	17 June Lake Fire Escape Road		\$ -						
	18 Guardrail Replacement Phase 2	HSIP	\$ 1,000				\$ 1,000		
	19 Osage Circle	ZOB	\$ 100		\$ 100				
20 Paradise Streets	RMRA	\$ 500			\$ 500				
21 Annual Pavement Preservation projects	RMRA	\$ 4,500		\$ 1,000	\$ 1,000	\$ 1,500	\$ 1,000		
22 Pinenut Road	RMRA	\$ 150		\$ 150					

Table A - Mono County - CIP - (in thousands)

		Funding source	FY2022-23 FY2027-28 Investment	Current FY2022-23	FY2023-24	FY2024-25	FY2025-26	FY2026-27	FUTURE programming	
	23	Rimrock Road ZOB	ZOB	\$ 100		\$ 100				
	24	Road Division Countywide Repairs and Projects	RMRA	\$ 250	\$ 50	\$ 50	\$ 50	\$ 50	\$ 50	
	25	Road Division Crack Seal	RMRA	\$ 500	\$ 100	\$ 100	\$ 100	\$ 100	\$ 100	
	26	Road Division Striping	RMRA	\$ 400		\$ 100	\$ 100	\$ 100	\$ 100	
	27	Rock Creek Road and Convict Lake Road Fog Seal and Stri	RMRA	\$ 600	\$ 600					
	28	Rock Creek Road (lower part A)		\$ -					\$ 6,000	
	29	Saddlebag Lake Road FLAP	FLAP	\$ 12,100				\$ 12,100		
	30	Secondary/Fire access to Mono City Improvements		\$ -					\$ 150	
	31	Secondary/Fire access to Swall Meadows	RFFS	\$ -					\$ 250	
	32	Transportation Asset Management	LTC OWP	\$ 50	\$ 10	\$ 10	\$ 10	\$ 10		
SW Total:				\$ 8,580	\$ 475	\$ 1,175	\$ 3,400	\$ 3,400	\$ 130	\$ 5,320
SW - Solid Waste	1	Benton Crossing Landfill Closure	ENT	\$ 6,980		\$ 50	\$ 3,400	\$ 3,400	\$ 130	\$ 3,770
	2	Compactor x 1 (45k annual for		\$ 750		\$ 750				
	3	Generators	ENT	\$ 25	\$ 25					
	4	Hazardous Material Cover	ENT	\$ 150	\$ 150					
	5	Material Bays	ENT	\$ 25	\$ 25					
	6	Scale House	ENT	\$ 250	\$ 250					
	7	Stormwater Diversion	ENT	\$ 375		\$ 375				
	8	Trommel (state order to make compost)		\$ -						\$ 250
	9	Water Tank	ENT	\$ 25	\$ 25					
	10	Wood Chipper		\$ -						\$ 1,300



Mono County - Capital Improvement Plan - 2022/2023

Project No	Department Public Works / Facilities
------------	---

Project Name Anx 2 HVAC Retrofit Repairs

Justification Existing condenser and coils have failed

Description Replace existing condenser with two smaller condensers. Replace cooling coils and line sets to split system and use modern, cheaper and more environmentally friendly coolant. Upgrade controls to work with current operating systems.
--



(Dollars in thousands)

s c h e d u l e	Funding Source	Total	Thru FY 2022/23	FY 2022/23	FY2023/24	FY2024/25	FY2025/26	FY2026/27	After FY 2026/27
		CIP Fund	\$160,000	\$160,000	\$160,000				

Notes Currently awaiting proposal from Sourcewell Co-op.

(see Notes for checked items)	
<input checked="" type="checkbox"/> Board Direction required	<input type="checkbox"/> Is Project funded
<input type="checkbox"/> CSA/RPAC/Planning support	<input type="checkbox"/> CEQA/Environmental triggered
<input type="checkbox"/> Are there project risks	<input type="checkbox"/> Will project add continued costs
<input checked="" type="checkbox"/> Contracts required	<input type="checkbox"/> Are permits required




Mono County - Capital Improvement Plan - 2022/2023

Project No	Department Public Works / Facilities
------------	---

Project Name Anx1 Rehabilitation Project

Justification Roof, carpet and primary access paths are failing. Paint peeling.
--

Description Re-roof building. Replace carpet with modular commercial flooring. Repair or replace as needed primary access stairs, ramps, landings and sidewalks. Prep and paint exterior.



(Dollars in thousands)

s c h e d u l e	Funding Source	Total	Thru FY 2022/23	FY 2022/23	FY2023/24	FY2024/25	FY2025/26	FY2026/27	After FY 2026/27
		CIP Fund	\$200,000	\$100,000	\$100,000	\$100,000			

Notes \$200,000 is optimistic but possible performing some work through force account.

(see Notes for checked items)	
<input checked="" type="checkbox"/> Board Direction required	<input type="checkbox"/> Is Project funded
<input type="checkbox"/> CSA/RPAC/Planning support	<input type="checkbox"/> CEQA/Environmental triggered
<input type="checkbox"/> Are there project risks	<input type="checkbox"/> Will project add continued costs
<input checked="" type="checkbox"/> Contracts required	<input checked="" type="checkbox"/> Are permits required



Mono County - Capital Improvement Plan - 2022/2023

Project No	Department	Map / Picture
Project Name		
Description		

(Dollars in thousands)

	Funding Source	Total	Thru FY 2022/23	FY 2022/23	FY2023/24	FY2024/25	FY2025/26	FY2026/27	After FY 2026/27
s									
c									
h									
e									
d									
u									
l									
e									

Notes

(see Notes for checked items)	
Board Direction required	Is Project funded
CSA/RPAC/Planning support	CEQA/Environmental triggered
Are there project risks	Will project add continued costs
Contracts required	Are permits required



OFFICERS

President

Chuck Washington
Riverside County

1st Vice President

Bruce Gibson
San Luis Obispo County

2nd Vice President

Jeff Griffiths
Inyo County

Past President

Ed Valenzuela
Siskiyou County



EXECUTIVE DIRECTOR

Graham Knaus

February 26, 2023

To: County Supervisors
County Administrative Officers/Executive Officers

From: CSAC Officers
Supervisor John Peters, Mono County, WIR Board Member
Graham Knaus, CSAC CEO

RE: National Center for Public Lands Counties

The National Association of Counties (NACo) and the Western Interstate Regions (WIR) Boards of Directors has established the National Center for Public Lands Counties (The Center) to give public lands counties an enhanced opportunity to demonstrate how prosperous public lands counties create a prosperous United States. The Center will utilize traditional and new media—such as podcasts and video interviews—to tell these stories and also develop detailed, individual research and written county profiles. Counties know that telling our stories is our most powerful tool in bringing resources and attention to our communities. CSAC is working with NACo to ensure that the Center appropriately emphasizes the importance of recreation economies and does not solely focus on extraction based public lands. The Center will report to the NACo and WIR Board of Directors on its financial health and issue an annual report on research and progress at the annual WIR Conference.

To fund this once-in-a-generation opportunity, NACo is requesting counties make a one-time contribution to get the Center up and running. While each county may decide if and how much they would like to contribute, the requested amount is equivalent to one percent of each county’s allocation under the [Local Assistance and Tribal Consistency Fund \(LATCF\)](#), which was awarded through the American Rescue Plan Act (ARPA). County contributions will be collected through CSAC and passed along to NACo.

Please [Click Here](#) to print an invoice for your Counties’ contribution amount. You will need to select your County from the drop down at the top to properly populate the invoice. We would appreciate it if your Board would consider a contribution and submit funds by April 4, 2023.



MonoCounty.ca.gov/budget